



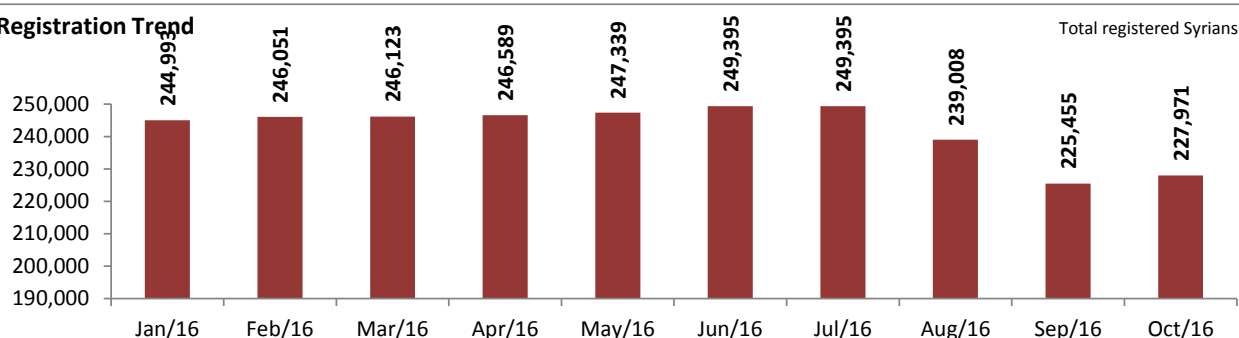
Registration Unit

Total Persons of Concern

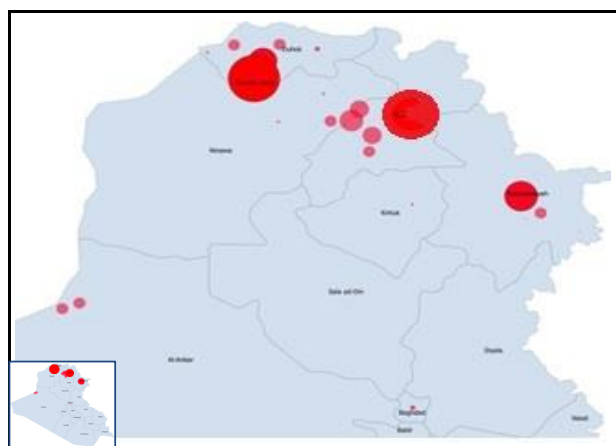
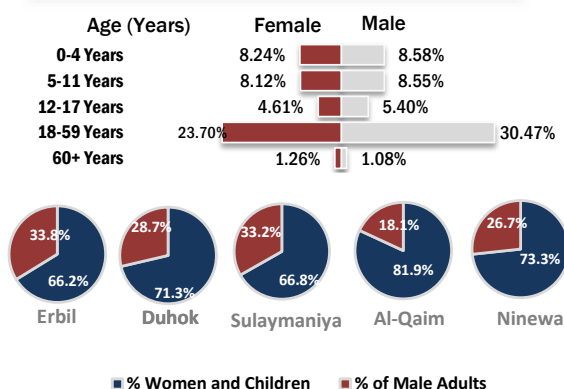
Individuals
227,971

Households
74,766

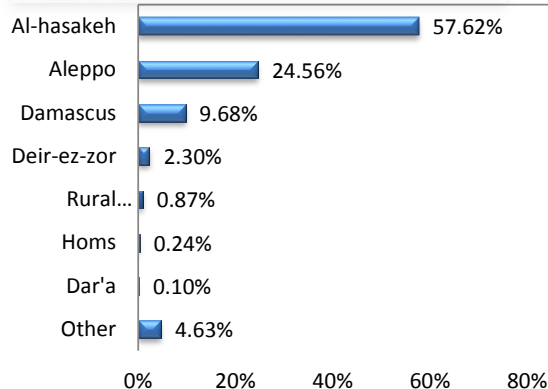
Registration Trend


This profile is based on **227,971** proGres registered individuals

Age and Gender Breakdown

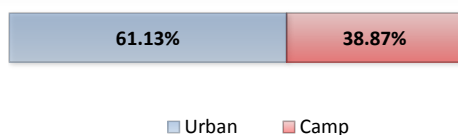


Place of Origin



Governorate	Individuals	Households	% Total
Duhok	81,024	22,985	35.54%
Erbil	109,149	38,469	47.88%
Sulaymaniyah	29,295	10,487	12.85%
Anbar	4,487	1,144	1.97%
Ninewa	1,600	541	0.70%
Kirkuk	888	309	0.39%
Baghdad	700	356	0.31%
Other	828	475	0.36%
Total Iraq	227,971	74,766	100%

Camp and non-camp population comparison



Camps Registered Population			
Camp	Individuals	Households	% Total
Al-Obaidi Camp	1,512	316	1.71%
Akre Settlement	1,153	280	1.30%
Domiz Camp 1	31,235	8,396	35.25%
Domiz Camp 2	7,748	1,866	8.74%
Gawilan Camp	7,758	1,840	8.76%
Basirma Camp	3,467	822	3.91%
Darashakran Camp	11,867	2,794	13.39%
Kawergosk Camp	9,720	2,682	10.97%
Qushtapa Camp	6,811	1,866	7.69%
Arbat Camp	7,340	1,914	8.28%
Total	88,611	22,776	100%

From 16 June 2014, as Al-Obaidi Camp became inaccessible to UN agencies and other humanitarian staff, the camp registered population figure is not updated.