



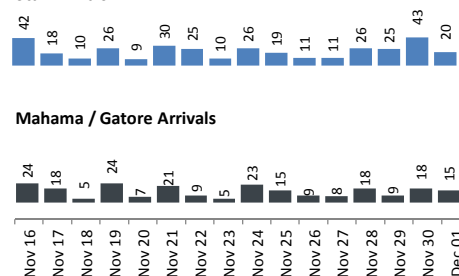
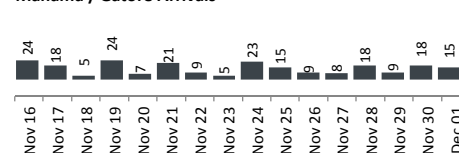
**Registration Statistics**


Registered from 29 Nov-01 Dec 

Mahama	134
Kigali	10
Nyagatare	
<b>Total</b>	<b>144</b>

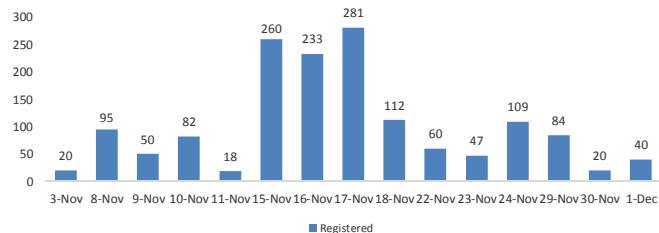
Camp / Reception Centre Population 

Bugesera*	169	69
Nyanza*	125	60
Nyarushishi*	7	3
Mahama	51,916	18,842
Gatore*	378	287
Kigali	27,139	12,633
Huye	3,202	1,178
<b>Total</b>	<b>82,936</b>	<b>33,072</b>

**Total Arrivals**

**Mahama / Gatore Arrivals**


	<b>82,936</b>	<b>Total Active Refugees</b>
	<b>82,137</b>	Registered L2
	<b>799</b>	Registered L1**
	<b>8,202</b>	Temporarily Inactivated***
	<b>91,140</b>	Active + Inactive Refugees

Nyanza Arrivals:0 Bugesera Arrivals:5 Rusizi Arrivals: 0

**Daily Registration Trends**


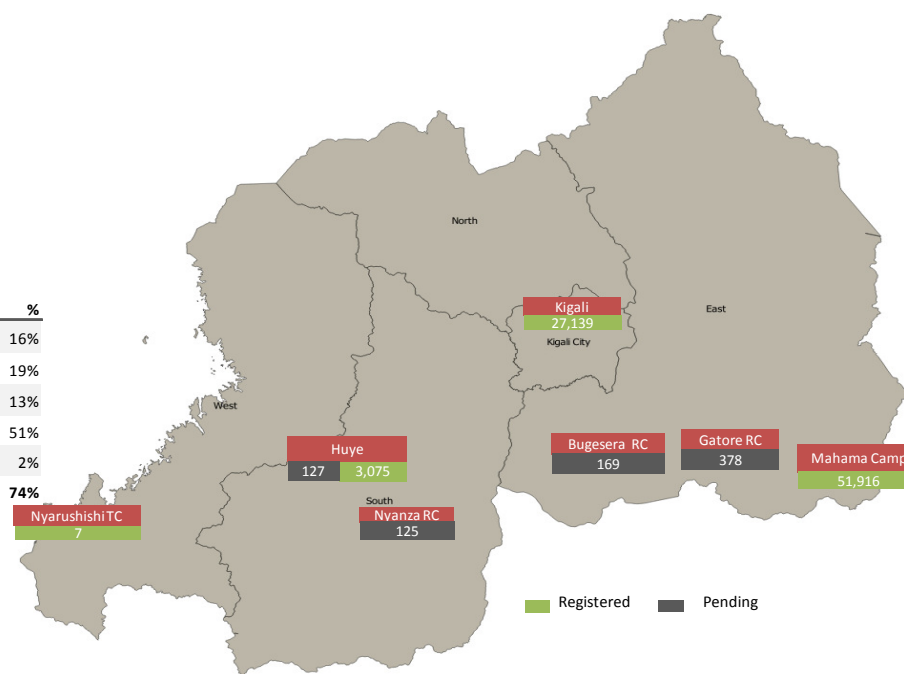
Area of Origin

Kirundo	34,430
Bujumbura Mairie	29,639
Muyinga	7,552
Ngozi	3,140
Karuzi	1,141
Kayanza	911
Cibitoke	599
Ruyigi	416
Gitega	486
Bubanza	395
Others	3,428
<b>Total</b>	<b>82,137</b>

Age Cohort	Female	Male	Total	%
0 - 4 years	6,322	6,620	12,942	16%
5 - 11 years	7,641	7,722	15,363	19%
12 - 17 years	5,061	5,401	10,462	13%
18 - 59 years	20,750	20,958	41,708	51%
60 + years	1,078	584	1,662	2%
<b>Total</b>	<b>40,852</b>	<b>41,285</b>	<b>82,137</b>	<b>74%</b>

Dependants of Burundian Refugees - Other Nationalities

Origin	Female	Male	Total
Rwanda	261	26	287
Tanzania	2	1	3
Belgium	1		1
Kenya	1		1
Uganda	1		1
<b>Total</b>	<b>266</b>	<b>27</b>	<b>293</b>



\* Source: MIDIMAR. All other sources are UNHCR

\*\* Individuals registered in Nyanza and Bugesera RCs have undergone level 1 biometric registration

\*\*\* Inactivated due to absence at food distribution for 3 or more consecutive months in Sep 15 - Nov 16 (6,745) or spontaneous departure to BDI (1457)

 For more information please visit our website: <http://data2.unhcr.org/en/situations/burundi/location/2006>