

**Total Active Registered Syrians** **655,314**



Urban

**514,556**

**78.5%**



Camps

**140,758**

**21.5%**

## Standard Age and Gender

Age	0-4	5-11	12-17	18-35	36-59	60+	Total	%
Female	51,803	70,080	42,695	97,159	56,076	13,978	331,791	50.6%
Male	54,797	74,017	45,102	91,788	47,912	9,907	323,523	49.4%
<b>Total</b>	<b>106,600</b>	<b>144,097</b>	<b>87,797</b>	<b>188,947</b>	<b>103,988</b>	<b>23,885</b>	<b>655,314</b>	<b>100%</b>
	16.3%	22.0%	13.4%	28.8%	15.9%	3.6%		

## Place of Origin

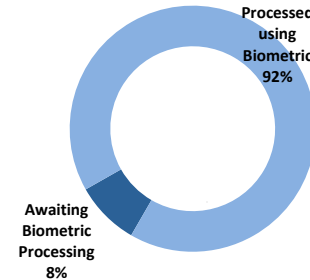
Dar'a	275,755	42.1%
Homs	105,040	16.0%
Rural Damascus	78,184	11.9%
Aleppo	65,478	10.0%
Damascus	48,898	7.5%
Hama	33,342	5.1%
Ar-raqqa	15,925	2.4%
Idlib	10,618	1.6%
Deir-ez-zor	6,291	1.0%
Al-hasakeh	5,037	0.8%
Quneitra	2,798	0.4%
As-sweida	1,463	0.2%
Lattakia	1,306	0.2%
Tartous	358	0.1%
Other	4,821	0.7%

## Specific Needs

Child at risk	50,321	7.7%
Specific legal and physical protection needs	46,669	7.1%
Serious medical condition	43,795	6.7%
Woman at risk	23,044	3.5%
Single parent	21,284	3.2%
Disability	18,157	2.8%
Older person at risk	5,882	0.9%
Unaccompanied or separated child	4,561	0.7%
<b>Total</b>	<b>213,713</b>	<b>32.6%</b>

\* An individual can have more than one specific need

## Biometric Statistics (IRIS)



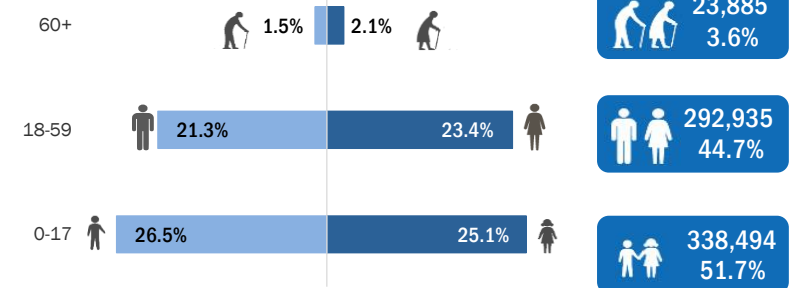
## Arrivals

Pre-2011	10,271	1.6%
2011	22,493	3.4%
2012	172,349	26.3%
2013	296,478	45.2%
2014	80,588	12.3%
2015	33,393	5.1%
2016	39,742	6.1%

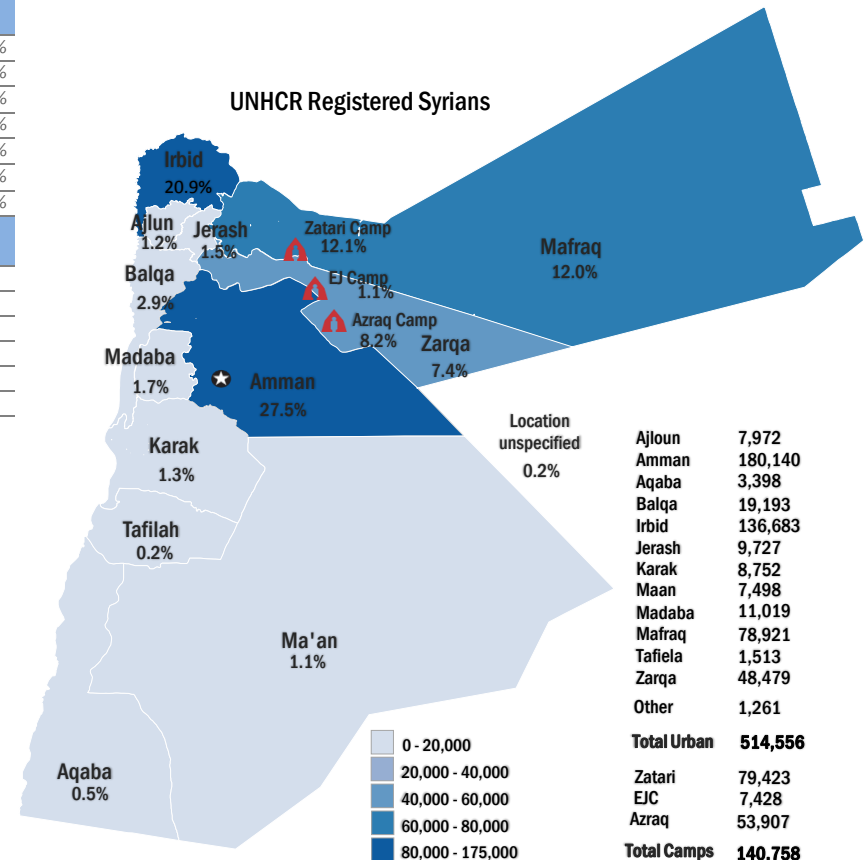
## Registration Trend

2011	2,360	0.2%
2012	129,332	12.8%
2013	665,114	65.8%
2014	121,371	12.0%
2015	41,038	4.1%
2016	51,738	5.1%

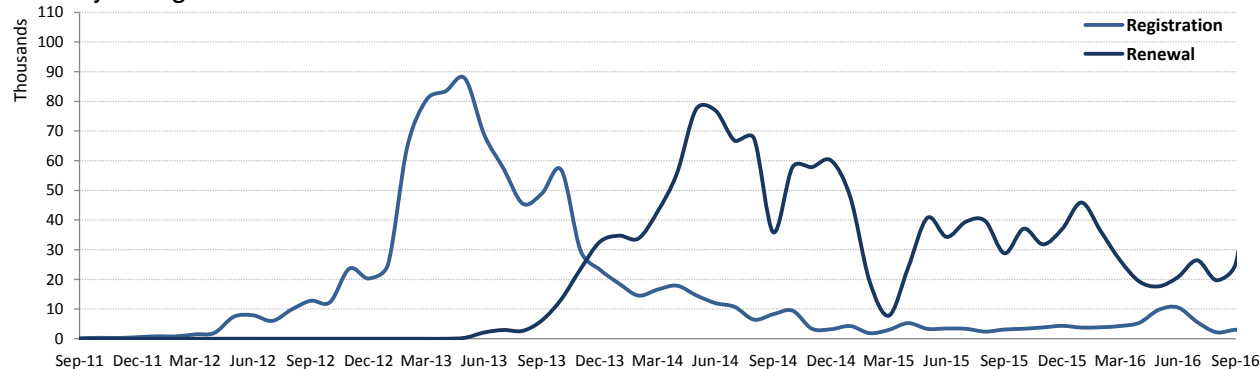
## Age-Gender Breakdown



## UNHCR Registered Syrians



## Syrian Registration Trend since 01 March 2011



Interagency Portal: <http://data.unhcr.org/Syrianrefugees>  
 UNHCR on the web: <http://www.unhcr.org> ; <http://www.unhcr.org>  
 UNHCR on Social network: <http://www.facebook.com/UNHCRJordan> ; <http://twitter.com/ZaatariCamp>  
 DAG Jordan

\* Coloured map only reflects refugees living outside camps.