

3RP

REGIONAL
REFUGEE &
RESILIENCE
PLAN 2017 - 2018

IN RESPONSE TO THE SYRIA CRISIS



TURKEY



Cover Photo Credit:





UNICEF/Sebastian Rich

Design Credit:

UNHCR/Samar Fayed

For further information please visit: <http://www.3rpsyriacrisis.org/>

CONTENTS

INTRODUCTION & CONTEXT	3
NEEDS, VULNERABILITIES AND TARGETING	6
STRATEGIC DIRECTION & RESPONSE PLANS	7
PARTNERSHIPS & COORDINATION	9
ACCOUNTABILITY FRAMEWORK	10
 PROTECTION SECTOR RESPONSE	12
 FOOD SECURITY SECTOR RESPONSE	26
 EDUCATION SECTOR RESPONSE	38
 HEALTH SECTOR RESPONSE	48
 BASIC NEEDS SECTOR RESPONSE	60
 LIVELIHOODS SECTOR RESPONSE	70
FINANCIAL REQUIREMENTS SUMMARY	80
LIST OF 3RP PARTNERS	81

TURKEY



INTRODUCTION & CONTEXT

Over the course of 2016, Turkey continued to make progress in the protection of and assistance to refugees in the country. On 15 January 2016, Turkey announced the much anticipated Regulation on Work Permit of Refugees Under Temporary Protection granting all beneficiaries of the Temporary Protection (namely Syrians, stateless persons and Palestinians from Syria) access to formal employment. This exemplary move allows for increased self-reliance and additional opportunities for refugees in Turkey and paves the way for scaling up the resilience programming in the 3RP.

Turkey hosts the world's largest number of refugees and asylum-seekers. Since the beginning of 2016, the number of Syrians in Turkey has remained at a relatively stable level as no major arrivals into Turkey took place over the course of the year. The Government of Turkey officially maintains an "open door policy" towards Syrians, while Turkey's Syrian border is increasingly strictly managed due to, inter alia, security concerns. In January 2016, the Government introduced a new policy, requiring Syrians to obtain a visa before entering Turkey by air or sea.

Taking into account these factors, the 2017-2018 3RP planning figures remain based on the previously stated figure of 2,750,000 Syrians in Turkey, of which 300,000 would reside in camps and 2,450,000 live within host communities¹. These figures will be revisited in 2017, taking into account updated population movement trends as the situation in Syria evolves, and information made available following the planned verification project managed by the Government of Turkey, which aims to verify the registration data of Syrians in Turkey.

Turkey's 3RP has consistently stood out for its strong national ownership and leadership, with UN and NGO partners playing a support role to the Government of Turkey and the established national

asylum framework. The Temporary Protection Regulation provides Syrians in Turkey with access to education, health care and the labour market. The Government is also establishing an Emergency Social Safety Net (ESSN) to assist the most vulnerable refugees and asylum-seekers in Turkey. The fact that the Government of Turkey leads the crisis response and provides services to the impacted communities is essential for the sustainability of the response. As the refugee situation becomes more protracted, support to national and local systems, with a strong focus on supporting women, children and youth, remains critical to strengthen resilience, and to address the increase and change in demand for services.

While the legal framework is in line with international standards, significant gaps remain in terms of both resources and capacities. Increased institutional capacity support, technical expertise, equipment and improved infrastructures for service provisions are needed at both national and local levels to enable the effective and harmonised application of the national asylum framework and relevant legislation across the country. Boosting national and local capacity remains a key area for 3RP partners to ensure the quality and sustainability of the refugee and resilience response in Turkey. This includes support to relevant Government counterparts to implement the newly introduced Regulation on Work Permits and other relevant legislation.



UNHCR/Emrah Gürel

¹ According to the Director General for Migration Management, as of September 2016, 21.42% registered Syrians were girls, 25.36% were women, 23.26% were boys and 29.96 were men. However specific gender disaggregated data for sector analysis is limited, challenging the gender mainstreaming in the planning across all sectors.

As of October 2016, the Government of Turkey announced that it had contributed over USD 12 billion in support of Syrians in Turkey since the beginning of the crisis. Over 90 percent of the Syrian refugees have been hosted in communities in urban, peri-urban and rural areas. Such generosity and hospitality from the host community members cannot be accounted for statistically, but deserves to be acknowledged and praised.

As the Syrian crisis continues unabated, the social cost of hosting 2.75 million Syrians has the potential to lead to increased tensions, especially in locations where the refugee population is close to or has outnumbered the local population. Strengthening support to host communities as well as national and local infrastructures to promote social cohesion is therefore a priority.

The 2017-2018 3RP is the first fully-fledged two-year response plan for Turkey, aiming at providing humanitarian assistance to the most vulnerable Syrians, especially those in urban, peri-urban and rural areas, as well as strengthening medium to long-term resilience interventions.

The Protection Sector will pursue four main objectives in relation to improved access to territory and effective protection under national legislation; strengthened community-based protection involving communities, authorities and civil society; prevention and response to Gender Based Violence (GBV) and enhanced child protection with a specific focus on youth and adolescents.

The Education Sector aims to increase access to a continuum of formal and non-formal educational opportunities including early childhood education, schooling, language and skills training, higher education for Syrian children, youth and adults and to enhance the quality of education programmes provided, while strengthening a resilient national education system.

The Food Security Sector aims to improve living standards of vulnerable Syrian refugees and host communities by promoting their economic self-sufficiency and reducing negative coping strategies through coordinated in-kind and cash-based, food, agriculture and nutrition programming.

The overall objectives of the Basic Needs Sector are to improve the living conditions of the most vulnerable refugees, and to strengthen the capacities of national and local institutions to provide welfare and public services benefitting both refugees and host community members to promote social cohesion.

The Health Sector will promote equitable access by Syrian refugees to quality health and disease prevention services. Through continuous support to the Ministry of Health's efforts, it aims to improve access to interpreters and ensure that culturally appropriate services are provided in a way that supports Syrians' participation in their own health care decisions and wellbeing.

The objective of the Livelihoods Sector is to improve job and livelihoods opportunities for Syrians and host community members, including: skills training; awareness raising on employment regulations; strengthening of service provider capacities, amongst others, on the implementation of the new Regulation for Work Permit; and support to stronger labour absorption capacities in partnership with the private sector.



UNHCR/Emrah Gurel

NEEDS, VULNERABILITIES AND TARGETING

Population Group		2017		2018	
		Population In Need	Target Population	Population In Need	Target Population
Syrian Refugees	Men	823,900	823,900	823,900	823,900
	Women	697,400	697,400	697,400	697,400
	Boys	639,650	639,650	639,650	639,650
	Girls	589,050	589,050	589,050	589,050
	Sub Total	2,750,000	2,750,000	2,750,000	2,750,000
Members of Impacted Communities	Sub Total	8,000,000	1,636,000	8,000,000	1,800,000
Grand Total		10,750,000	4,386,000	10,750,000	4,550,000

- Indirect beneficiaries of institutional capacity building activities are not included in the table.
- The Population in Need in this document is calculated based on the demographic percentage breakdown of registered Syrians, provided by the Directorate General for Migration Management (DGMM) as of September 2016.

Over 90 percent of Syrians in Turkey live in host communities. Although the Temporary Protection Regime has provided Syrians with access to basic rights and services, poverty remains prevalent among the Syrian population due to the lack of access to a regular income, and the high cost of living in urban settings. Many families have resorted to negative coping mechanisms, such as child marriage, polygamy, child labour, reduced quality/quantity of food consumption, substandard housing, and street begging. As Syrians are geographically dispersed across all 81 provinces of Turkey and due to the limited availability of detailed data, outreach and the identification of vulnerable families remain a primary challenge for all actors.

A key development in 2016 has been the preparation of the Verification of the Personal Data of Foreigners within the Scope of Temporary Protection in Turkey project, managed by the Directorate General of Migration Management (DGMM) and supported by 3RP partners. The exercise aims to update the registration information of all Syrians in Turkey, including biometrics, and capture accurate information on vulnerabilities and special needs,

which are currently not systematically collected in the Government registration database. While legal restrictions limit household registration information being shared with 3RP partners, the findings of the verification exercise are expected to better guide the needs assessment, targeting and evidence-based programming of 3RP sectors.

While most 3RP interventions are focused in southeast Turkey where over 80 percent of Syrians are registered, there is an increasing coverage of sector activities in other parts of the country, especially in the Marmara region (including Istanbul) and central Anatolia. Various outreach centres (such as community centres, women centres, family and child support centres) continue to play an important role in counselling, service provision and community empowerment of refugees living in host communities. In addition, 3RP partners are increasingly expanding outreach activities to cover hard-to-reach locations.

An important element of the 2017-2018 3RP is the focus on youth and adolescents, given their active role in supporting their families and contributing to their communities, as well as paving

the way for their future contribution as adult members of any society. At the same time, supporting young women and girls, as well as young male and boys, through addressing their specific needs, will increase their positive coping mechanism, lessen their vulnerabilities and mitigate exposure to protection risks.

Addressing the needs of impacted host communities is increasingly important, considering the challenges faced (particularly) in regions where resources and capacities are scarce and the refugee density is high. Targeting the entire impacted communities is critical to ensure adequate and equal access to basic services for both Syrians and host community members.

Institutional capacity support to concerned national and local authorities is therefore a key investment to be made by 3RP partners. These activities do not directly benefit Syrians at an individual or household level, but improve social cohesion and the overall protection reception conditions of the host country and by doing so indirectly benefit the entire population.

STRATEGIC DIRECTION & RESPONSE PLANS

In April 2016, Turkey published a First Stage Needs Assessment Covering the 2016-2018 Period for Syrians with Temporary Protection Status in Turkey, appealing for over USD 20 billion in order to respond to the needs of Syrians and impacted host communities over a three-year period in seven sectors: Humanitarian Relief, Education, Health, Municipal Infrastructure and Superstructure, Social Support and Adaptation, Economy and Labour, and Migration Management. Although sector names are different, both the government appeal and 3RP identify similar key areas of interventions.

The Regional Refugee Response (RRP) was initially replaced by an annual Regional Refugee and Resilience Plan (3RP), which has now become a two-year 3RP, underlining an increased focus on medium and long-term strategies.

The overall strategies of 3RP partners are to strengthen the national asylum framework, improve service delivery infrastructures (such as health care, education, employment and waste management) responding to the current needs, and improve access to sustainable jobs and livelihoods opportunities for Syrians and impacted host community members. In the meantime, 3RP partners will continue to provide required services and assistance to vulnerable refugees as they wait to be fully integrated into the national systems. The 2017-2018 3RP also underlines strengthened support to host communities to promote social cohesion.

The strategy of the Protection Sector will focus on strengthening institutional support to relevant governmental counterparts. It will also improve community engagement and

community-based protection to facilitate identification of persons with specific needs, gaps and solutions which also take into consideration the welfare of impacted communities.

The Education Sector, in close collaboration with the Ministry of National Education, supports national commitments to all Syrian children to have access to educational services by 2019. Key priorities include strengthening Turkish language teaching and learning, supporting the learning environments of Turkish schools to address academic and psychosocial needs of refugee students and improve the status and compensation of Syrian teachers. Non-formal and informal education programmes and support to accessing higher education will be scaled up.

The Food Security Sector partners



UNFPA/Meltem Üçler

aim to bolster national safety-nets and facilitate an enhanced understanding of vulnerabilities and targeting in rural, urban and peri-urban areas. The response strategy will combine trainings, in-kind and cash-based interventions and value chain development to increase food and nutrition self-sufficiency of the most vulnerable families and facilitate their integration into local economies.

The overall strategy of the Basic Needs Sector is to address complex vulnerabilities in a protracted crisis situation through the provision of core relief items and cash based interventions, as well as referrals in partnership with Protection and other sectors. The Sector will respond to the needs of the most vulnerable refugees and formulate a medium to long-term strategy to increase the resilience of refugees and host communities.

With the Ministry of Health being the primary service provider, the Health Sector will continue to augment targeted health services. Resilience-building through the expansion of Migrant Health Centres will include incorporating Syrian health providers. New knowledge, skills and standards will be utilised to improve sexual and reproductive health; address the burden of non-communicable disease; and improve mental health and psychosocial support.

The Livelihoods Sector will support the implementation of the Regulation on Work Permit, promote access to formal employment opportunities to reduce protection risks, stabilize livelihoods, and foster more sustainable wage and self-employment opportunities for Syrians and impacted host community members with a specific focus on women and youth.

The 2017-2018 3RP features **Protection Mainstreaming**. Protection principles are integrated into the programming cycle of all sectors to ensure equitable access of services for women, men, girls and boys without discrimination. Special attention is duly given to people with specific needs, such as the elderly, individuals with disabilities, children and women at risk. Sector interventions aim to mitigate negative coping mechanisms and follow the 'do no harm' principle. The planning, implementation and monitoring activities will include the participation of the refugee communities, and will aim to promote social cohesion.

Noting the continued instability in Syria and the region, the 2017-2018 3RP has a significantly increased focus on **Resilience Programming**, alongside a continued support to humanitarian needs of refugees. This includes a stronger focus on supporting national and local institutions and building up resilience

at individual, household and community levels. This additional focus on resilience is reflected not only in the type of support offered under the resilience component, but also in terms of the scale of funding requested. The resilience budget has increased significantly across all sectors.²

Although the 3RP has two pillars, the Refugee Response and the Resilience Response, these two components are crosscutting. Sector interventions are designed at an individual, household, community and national level to ensure the full spectrum of needs are taken into account in the planning, and increasingly focus on interventions which aim to build up the capacity of the communities and the country.

At the moment of publication, no major shifts in the response are expected between the first and second years of the 3RP plan.



UNHCR/Sara Bergamaschi

² The resilience budget overall increased from 24% in 2016, to 26% in 2017 and 28% in 2018. In absolute figures, this amounts to more than a 150% increase in 2018 compared to 2016.

PARTNERSHIPS & COORDINATION

The Government of Turkey plays a firm leadership role in the Syria response in Turkey. Legislative developments in the past years have gradually clarified the roles and responsibilities of concerned national institutions in the provision of international protection to Syrians, and as such bringing an increasing number of state actors into the response.

The overall government coordination structure underwent several revisions from 2015 to 2016. With the most recent arrangements in mid-2016, the coordination of the Syria Response in Turkey is under the responsibility and purview of a Deputy Prime Minister. Within the framework of the Temporary Protection Regulation, the Directorate General for Migration Management (DGMM), under the Ministry of Interior coordinates registration and the implementation of the Temporary Protection Regulation. The Prime Ministry's Disaster and Emergency Management Presidency (AFAD), equally reporting to the Deputy Prime Minister, is responsible for the establishment and operation of Temporary Accommodation Centres (refugee camps) and the coordination of humanitarian assistance to Turkey in support of the Syria response.

The 3RP coordination is sector based, with coordination structures established in Ankara, Gaziantep and Istanbul. Several inter-sector thematic groups were created in 2016 to strengthen coordination on crosscutting issues and information sharing.

As of September 2016, 139 international NGOs have been accredited to work in Turkey. The 3RP coordination structures not only seek to harmonise the interventions of its participating partners, but also among the larger humanitarian and development actors working in the sector, concentrated to promote standardised service provision

and ensure maximised impact. In addition, capacity building of national NGOs has been a common objective of the Government of Turkey, UN and international NGOs to ensure the sustainability of interventions in the long-term.

Turkey has a vibrant private sector, which is increasingly engaged in the Syria response. Private sector partners bring additional resources (both financial and in-kind) and expertise, and play an important role in innovation and promoting access of Syrians to the labour market.



ILO/Erkut Ertürk

ACCOUNTABILITY FRAMEWORK

The 3RP Turkey Chapter has been prepared with increasing participation and consultation with all stakeholders over the past three years, including central and local authorities, NGOs partners, and donors.

During the implementation phase, 3RP coordination has been strengthened at both inter-agency level and inter-sector level and has been rolled out to cover more locations across the country. An M&E framework will be developed to strengthen the monitoring and evaluation of the 3RP implementation. Various help lines and complaint mechanisms are in place to collect timely feedback from the beneficiaries in order to adjust and improve interventions.

In the 2017-2018 3RP, partners endeavour to further improve information management and information sharing through various tools, in particular to capture both 3RP and non-3RP activities implemented by various actors to ensure effectiveness of coordination. Meanwhile, 3RP partners will continue to advocate with the government for survey and needs assessments to better understand the gaps and improve the accountability of planning and implementation.

Additionally, 3RP partners will actively explore systematic coordination mechanisms with the Government to ensure that the planning and implementation of 3RP aligns with the national response.





UNHCR/Emrah Gürel



PROTECTION

SECTOR RESPONSE

Lead Agencies	UNHCR	
Appealing Partners	IOM, UNDP, UNFPA, UNICEF, UN WOMEN, NGO partners	
Other Partners	AFAD, MoFSP, MoI – DGMM, MoJ, MoYS, Bar associations, NGO partners	
Objectives	<ol style="list-style-type: none"> 1. Access to territory and protection: Refugees fleeing Syria are able to access the territory and receive effective protection under the legal framework 2. Community based protection (CBP): CBP concept is included throughout programmatic cycle so that communities (men, women, children, adolescents, youth, adults, elderly) can identify protection solutions, get engaged in the process while particular attention is paid to facilitate participation of most at-risk groups/individuals through a two-way communication 3. Prevention and response to gender based violence (GBV): Risks and consequences of GBV experienced by Women, Girls, Boys and Men (WGBM) and those with specific needs are reduced/mitigated and the access to quality services is improved 4. Child protection: Girls and boys affected by the Syria crisis have increased and more equitable access to quality child protection interventions and are protected from violence, exploitation, abuse and neglect. 	
GENDER MARKER	2a	
FINANCIAL REQUIREMENTS	2017	2018
REFUGEE FINANCIAL REQUIREMENT 2017-18	USD 164,362,697	USD 166,715,578
RESILIENCE FINANCIAL REQUIREMENT 2017-18	USD 39,825,546	USD 48,006,030
3RP TOTAL FINANCIAL REQUIREMENT 2017-18	USD 204,188,243	USD 214,721,608



CURRENT SITUATION

Turkey continues to provide protection and generous assistance to all persons of concern in the country as the responsible entity for the coordination of the refugee response. The Temporary Protection Regulation, effective from October 2014, continues to define the protection space in line with international standards for Syrians fleeing violence.

Admission and access to territory has been strictly managed over the course of 2016, mainly due to security issues on the Turkish-Syrian border. Visa obligations have been introduced for Syrians coming from third countries by air or sea. As a result, many had to resort to irregular means in order to enter Turkey, exposing themselves to serious protection risks. Despite such restrictions, Turkey continues to grant admission on humanitarian grounds such as for medical emergencies or family reunifications.

Registration continued in 2016 through the responsible national asylum institution the Directorate General of Migration Management (DGMM), to ensure refugees' access to rights, entitlements and protection services in Turkey. Pre-registration interviews for newcomers were introduced. The Verification of the Personal Data of Foreigners within the Scope of Temporary Protection in Turkey, managed by DGMM and supported by some Protection Sector partners, is an important opportunity to update registration records including information on persons with specific needs (PSN).

As Turkey hosts the highest number of refugees in the world, out of whom 90 per cent live with the host communities across the 81 provinces, DGMM, key line ministries and local authorities inevitably face increased pressure to respond to the protection needs of Syrian refugees. Such strain has resulted in increased competition over assistance to refugees and impacted communities, which has

contributed to social tensions. Outreach efforts have therefore been enhanced, including through the Refugee Outreach Volunteer (ROV) programme as a community-based protection approach, for mitigating protection risks and supporting resilience-building and social cohesion among refugees and local communities.

People with specific needs, in particular women and children at risk, continued to be a priority for the Protection Sector in 2016. The expansion of safe spaces for children, women and youth have been prioritized, while the Ministry of Family and Social Policies (MoFSP) has continued to respond to identified needs through capacitating Social Service Centres, as well as women and children institutions.

Despite the challenges, Turkey continues to support refugees by applying a comprehensive rights-based legislation for persons in need of protection.



UNICEF/Sebastian Rich

NEEDS, VULNERABILITIES AND TARGETING

A. Population Group	Age Groups	Refugee		Resilience	
		Population In Need	Target Population ¹	Population In Need	Target Population
Syrian Refugees	Men	823,900	823,900	823,900	823,900
	Women	697,400	697,400	697,400	697,400
	Boys	639,650	639,650	639,650	639,650
	Girls	589,050	589,050	589,050	589,050
	Sub Total	2,750,000	2,750,000	2,750,000	2,750,000
Members of Affected Communities	Sub Total	8,000,000	115,000	8,000,000	118,000
Grand Total		10,750,000	2,865,000	10,750,000	2,868,000

¹ The columns for target population are only for direct beneficiaries where accurate numbers are available.

During 2016, protection actors conducted participatory assessments with refugees through an age-gender and diversity approach. The assessments identified the following main challenges refugees are facing: language barriers, lack of information, inconsistent implementation of regulations and policies, restrictions to movement, access to services, as well as lack of durable solutions, including resettlement. Negative coping mechanisms such as child labour and child marriage, were also identified. The assessments found that further protection focus is required on issues such as outreach, community engagement for protection monitoring and youth empowerment, with a strong gender perspective to ensure equal access to services for women, men, girls and boys.

Furthermore, increased destitution among refugees and stretched capacities of service providers have resulted in the adoption of negative coping mechanisms which have posed challenges to social cohesion in some communities.

The Sector accordingly targets populations in need through DGMM's registration and verification to improve the identification of PSN. PSN and others in need are assisted through outreach, community-based protection and other activities aiming at promoting social cohesion, as well as through strengthened prevention and

response to GBV, legal aid and child protection activities. Efforts undertaken through prioritized capacity-building of government institutions will also contribute to the resilience of impacted communities, while simultaneously increasing social cohesion between refugees and local residents.



UNICEF/Can Remzi Ergen

STRATEGIC DIRECTIONS & RESPONSE PLAN

As the Syrian crisis has turned in a protracted situation, the Protection Response Plan evolved from an emergency response to necessitating middle and long-term strategies with more focus on interventions yielding sustainable results for protection of refugees and resilience-building for all impacted communities. A key strategic orientation of the Sector is to strengthen national institutions to include persons of concern into the existing protection mechanisms.

The protection of PSNs through building institutional resilience, capacity-building (including training), material and technical support to DGMM for registration and verification, and key line ministries such as the MoFSP will remain a priority for the Sector. In addition, there will be an increased focus on legal aid, through capacity building of service providers such as Bar associations and the judiciary. In parallel, institutional capacity building at the central and provincial levels will continue to play a fundamental role in ensuring consistent implementation of regulations and policies, unhindered access to rights and services.

Community-based gender, age and diversity-sensitive protection will be

strengthened to promote more effective identification of PSN for targeted assistance. In this context, continued support to outreach centres for children, youth, women, men and elderly, and to the Government's efforts to harmonize the services provided by these centres will be crucial. The Sector will also pursue community mobilisation engaging local authorities, municipalities, civil society partners and refugee communities. Supporting communities' efforts to protect women, men, boys and girls, enhanced participation of communities in decision-making and expansion of services in partnership with civil society will be further promoted.

Specialized support through enhanced protection monitoring, provision of translation at service delivery points, case management and referral will be strengthened when responding to the needs of PSN. Strengthened monitoring, evaluation and feedback mechanisms, as well as evidence-based reporting will allow for more targeted interventions.

Enhanced awareness-raising and access for refugees to legal aid services, assistance and counselling will help addressing GBV issues, including human trafficking, which have been systematically underreported due to fear

of stigmatization. Focus on urgent needs of Lesbian, Gay, Bisexual, Transgender and Intersex (LGBTI) people of concern will be prioritized. Youth and adolescents will be targeted in particular on issues such as child marriages and child labour, which are often the product of destitution.

Partners will work towards improving the protection environment for boys and girls impacted by the Syria crisis and for a better inclusion of children at risk into the existing protection mechanisms and childcare services.

All partners will continue advocating for consistent implementation of the Temporary Protection Regulation and related policies for refugee access to rights and assistance, as well as for increased international responsibility sharing through resettlement and other forms of admissions.

The Sector interventions also seek to cooperate with other Sectors including livelihoods, education, basic needs and health, to strengthen complementarity of action particularly on social cohesion, identification and referral of PSN for access to services and assistance. Mainstreaming of protection elements will be pursued with the different Sectors.



UNICEF/Can Remzi Ergen

ACCOUNTABILITY FRAMEWORK

The Protection Sector will continue to facilitate a structured, two-way communication with the refugees and impacted host communities in order to address priorities. Gaps and needs, existing good practices, assets and solutions identified by the communities are taken into account, supported and built upon throughout the programme cycle, including the design, implementation, monitoring and evaluation phases. Age, gender and diversity considerations will continue to be integrated and priorities will be flexible to accommodate the suggestions of communities. The Sector Response Plan is designed to contribute significantly towards gender equality.

The Sector objectives, outputs and indicators, in line with strategic priorities, reflect the results of participatory assessments. Monitoring and evaluation will continue, based on an agreed plan, to involve communities through consultations with committees, community structures, and other feedback mechanisms to enhance accountability within the Sector. Such approaches allow different segments of the population – women, men, boys and girls – to have an opportunity to provide their perspectives.

Structured and meaningful feedback and complaint mechanisms will be utilized for all activities and programmes to allow communities to report complaints in a confidential way and receive answers within a defined time frame. Procedures for receiving, processing and handling complaints will be defined, documented and implemented allowing for the most appropriate corrective actions as necessary.

Modalities and responsibilities for reporting under each objective,

including data collection and analysis, will be utilized in the monitoring and evaluation framework within the Protection Sector. Sector partners will be engaged to strengthen adherence to core humanitarian standards. Coordination among Sector members as well as different Sectors and relevant governmental actors will be strengthened to ensure complementarity of action, avoid duplications and reinforce positive impact for all affected communities.



The Syrian Women's Committee of Reyhanli: 'Up To The Top'

REYHANLI, Turkey – Two years ago in Reyhanli, a small town located on the Turkish-Syrian border, six inspiring Syrian women established a committee with the goal of creating a female empowerment network for refugee women. Besides providing Turkish and English language classes, as well as computer skills, the committee educates the women on their rights in Turkey and offers advice on steps to take if their rights are violated.

Bousseina, 48, a charismatic English literature major from Aleppo University, leads the committee. Other founding members include Haifa, Jihan and Amja'. They explain that the knowledge they acquired through training provided by 3RP protection sector partners is crucial to their daily counseling tasks that include legal and medical follow ups provided by government institutions or the humanitarian community.

"Ultimately, it's about creating the conditions that will make us hope for a brighter future. Our motto is "Up To The Top", even in challenging times we keep our heads up high. Many women are alone with children and they have to do double day's work to provide for them. We want to support them", Bousseina says while writing a message on the women's committee group chat on Facebook.

The committee is very technology-savvy in order to improve their awareness-raising strategy among the community. On prevention of early marriage, for example, Haifa and Jihan, stated: "we bring together fathers and mothers because it is crucial to work with men as partners. We also invite religious leaders and psychologists who expose all risks and negative consequences of early marriages."



SECTOR RESPONSE OVERVIEW TABLE

OBJECTIVE 1	ACCESS TO TERRITORY AND EFFECTIVE PROTECTION: Refugees are able to access the territory and receive effective protection under a legal framework										
OUTCOME INDICATOR OBJECTIVE 1:	% and # of Syrian individual persons of concern with verified / updated individual registration records (age-gender disaggregated where possible)	BASELINE:	100%	OBJECTIVE INDICATOR TARGET 2017:	100% (2,700,000)	OBJECTIVE INDICATOR TARGET 2018:	100% (270,000)	5	5	1	2
A. REFUGEE COMPONENT											
Outputs	Output Indicators	Indicator Target 2017	Indicator Target 2018	Budgetary Requirement (USD)		Budgetary Requirement (USD)		Q1 : Does the output reinforce and/or use of local systems in the provision of goods and services to programme beneficiaries?	Q2: Does the output involve partnering with local responders?	Q3: Does the output support self-sufficiency?	Q4: Does the output contribute to social cohesion/ stability?
				Total for 2017	Adolescent/ Youth Budget for 2017*	Total for 2018	Adolescent/ Youth Budget for 2018*				
Output 1.1 - Access to territory and international protection improved, protection space preserved, risk of refoulement reduced	1.1.1 - # of individuals (women, men, girls and boys where possible) trained on access to territory , asylum, international protection, rights, services and assistance (government officials, service providers, humanitarian staff, communities)	24,240	20,875		2,975,208	11,479,779	3,021,189	5	4	1	2
	1.1.2 - # of protection monitoring missions and visits conducted (to the communities, authorities, camps)	10,000	8,454								
	1.1.3 - # of information tools developed and made available to refugees on civil documentation, their rights and remedial mechanisms	17	19								
Output 1.3 - Protection-sensitive registration and verification is in place	1.3.1 - # of Syrian persons of concern with verified / updated registration records (age-gender, location disaggregated where possible)	2,700,000	270,000	28,691,600	9,468,228	11,828,760	3,804,491	5	5	1	2
Output 1.4 - Resettlement and protection solutions identified	1.4.1 - # Syrian individuals referred by the authorities for resettlement solutions (age-gender disaggregated where possible)	15,000	20,000								
	1.4.2 - # of Syrian individuals (women, men, girls and boys) submitted for resettlement by UNHCR	30,000	30,000	7,325,100	2,418,283	7,889,610	2,604,671	3	2	2	1
	1.4.3 - # of Syrian voluntary repatriation interviews observed	2,000	3,000								
Total Budgetary requirements at output level				47,404,724	14,861,719	31,198,148	9,430,351				

B. Resilience Component											
Outputs	Output Indicators	Indicator Target 2017	Indicator Target 2018	Budgetary Requirement (USD)		Budgetary Requirement (USD)		Q1: Does the output reinforce and/or use of local systems in the provision of goods and services to programme beneficiaries?	Q2: Does the output involve partnering with local responders?	Q3: Does the output support self-sufficiency?	Q4: Does the output contribute to social cohesion/stability?
				Adolescent/Youth Budget for 2017	Total for 2017	Adolescent/Youth Budget for 2018	Total for 2018				
Output 1.2 - Access to gender-sensitive legal assistance and remedies improved	1.2.1 - # of individual persons of concern (women, men, girls and boys) provided with individual legal aid, support and assistance (gender break-down and if possible into type of case such as survivors of GBV, trafficking, violence, children at risk, etc.)	16,295	20,201		12,110,846	1,132,629	13,539,780			2	
	1.2.2 - # of individuals trained on strengthening legal aid mechanisms for refugees (bar associations and other stakeholders)	1,960	1,600								
Total Budgetary requirements at output level					12,110,846	1,132,629	13,539,780				

OBJECTIVE 2:

COMMUNITY-BASED PROTECTION: CBP concept is included throughout programmatic cycle so that communities (children, adolescents, youth, adults, elderly) can identify protection solutions, get engaged in the process while particular attention is paid to facilitate participation of most at-risk groups/individuals through two-way communication

INDICATOR OBJECTIVE 2:	% and # of Syrian individual persons of concern supported with community-based protection programmes	BASELINE:	OBJECTIVE INDICATOR TARGET 2017:	OBJECTIVE INDICATOR TARGET 2018:	Q1: Does the output reinforce and/or use of local systems in the provision of goods and services to programme beneficiaries?	Q2: Does the output involve partnering with local responders?	Q3: Does the output support self-sufficiency?	Q4: Does the output contribute to social cohesion/stability?
		8%	27% (650,000)	30% (703,720)	4	4	2	2

A. REFUGEE COMPONENT

Outputs	Output Indicators	Indicator Target 2017	Indicator Target 2018	Budgetary Requirement (USD)		Budgetary Requirement (USD)		Q1: Does the output reinforce and/or use of local systems in the provision of goods and services to programme beneficiaries?	Q2: Does the output involve partnering with local responders?	Q3: Does the output support self-sufficiency?	Q4: Does the output contribute to social cohesion/ stability?
				Adolescent/ Youth Budget for 2017		Adolescent/ Youth Budget for 2018					
				Total for 2017	Adolescent/ Youth Budget for 2017	Total for 2018	Adolescent/ Youth Budget for 2018				
Output 2.1 - Mechanisms for the identification of persons with specific needs are enhanced and encouraged so that individuals are identified and referred to appropriate intervention/services	2.1.1 - # of individuals benefitting from services in Community centres / Multi-service centers / Multi-functional spaces / field / protection outreach offices (gender disaggregated into children, adolescents, youth, adults, elderly where possible)	645,420	705,720								
	2.1.2 - # of individual persons with specific needs identified and referred to government and partner services (age-gender disaggregated into types of SN such as survivor-at risk of GBV, trafficking, children at risk, LGBTI, persons with disabilities where possible)	67,370	89,270	37,139,500	8,172,149	40,260,632	9,004,198	4	4	2	2
	2.1.3 - # of individuals receiving material assistance for protection purposes to meet their urgent needs (disaggregated by age, gender and disability)	29,970	49,270								
Output 2.3 - Community self-management, representation and leadership is promoted and supported in urban, peri urban, rural and camp settings, by engaging children, youth, adolescents, adults, elderly	2.3.1 - # of individual women, girls, boys and men mobilized and engaged in volunteering and community-led initiatives (age-gender disaggregated into children, adolescents, youth, adults, elderly where possible)	160,900	187,110	27,093,491	9,074,374	30,244,622	9,903,696	4	4	2	3
	2.3.2 - # of community centers / multi-service centers / multi-functional spaces / field / protection outreach offices established or supported	61	79								

Output 2.4 - Outreach, information dissemination and awareness-raising mechanisms are strengthened to support two-way communication and community feedback mechanisms to enhance accountability	2.4.1 - # of individuals (women, men, girls and boys) reached through information campaigns, participatory assessments, activities to raise public awareness on rights, entitlements, services and assistance (including on social cohesion)	904,450	852,150	8,097,600	2,171,958	8,308,360	2,251,259	4	4	4	3	3
	2.4.2 - # of assessments and analysis undertaken on the situation of refugees and impacted communities	8	8									
Output 2.5 - Adolescents and youth have increased capacity to exercise their rights and potential fully for self-protection	2.5.1 - # of youth and adolescents (girls and boys) attending empowerment programmes (peer and community support sessions)	200,000	200,000	2,500,000	2,500,000	3,675,000	3,675,000	4	4	4	2	2
Total Budgetary requirements at output level				74,830,591	21,918,481	82,488,614	24,834,153					

B. Resilience Component												
Outputs	Output Indicators	Indicator Target 2017	Indicator Target 2018	Budgetary Requirement (USD)		Budgetary Requirement (USD)		Q1: Does the output reinforce and/or use of local systems in the provision of goods and services to programme beneficiaries?	Q2: Does the output involve partnering with local responders?	Q3: Does the output support self-sufficiency?	Q4: Does the output contribute to social cohesion/stability?	
				Total for 2017	Adolescent/ Youth Budget for 2017	Total for 2018	Adolescent/Youth Budget for 2018					
Output 2.2 - Continued and strengthened support to national / local institutions and partners to promote social cohesion, mutually beneficial relationships and provide targeted assistance and support to persons with specific needs both from refugee and host communities	2.2.1 - # of institutions empowered to support community-based protection interventions, social cohesion, mutually beneficial relationships and peaceful co-existence (disaggregated into government institutions and non-government institutions)	182	247	22,846,200	3,491,650	28,952,750	3,563,400	5	4	2	4	
Total Budgetary requirements at output level				22,846,200	3,491,650	28,952,750	3,563,400					

OBJECTIVE 3:	PREVENTION AND RESPONSE TO GBV: The risks and consequences of GBV experienced by WGBM and those with specific needs are reduced/mitigated and the access to quality services is improved						Q1: Does the output reinforce and/or use of local systems in the provision of goods and services to programme beneficiaries?	Q2: Does the output involve partnering with local responders?	Q3: Does the output support self-sufficiency?	Q4: Does the output contribute to social cohesion/stability?
	% and # of identified SGBV survivors who receive appropriate support	BASELINE:	100%	OBJECTIVE INDICATOR TARGET 2017:	100% (13,634)	OBJECTIVE INDICATOR TARGET 2018:				
INDICATOR OBJECTIVE 3:							4	4	2	2

A. REFUGEE COMPONENT											
Outputs	Output Indicators	Indicator Target 2017	Indicator Target 2018	Budgetary Requirement (USD)		Budgetary Requirement (USD)		Q1: Does the output reinforce and/or use of local systems in the provision of goods and services to programme beneficiaries?	Q2: Does the output involve partnering with local responders?	Q3: Does the output support self-sufficiency?	Q4: Does the output contribute to social cohesion/stability?
				Total for 2017	Adolescent/ Youth Budget for 2017	Total for 2018	Adolescent/ Youth Budget for 2018				
Output 3.1 - Refugees and most in need amongst the impacted populations have increased access to safe, confidential and quality multi-sectoral GBV services and support programmes including on child marriages adapted to their age, gender and diversity	3.1.1 - # of individuals who are survivors of GBV (disaggregated by WGBM where possible) receiving support, including PSS and specialized support (individual or in groups)	13,684	16,730								
	3.1.2 # of individuals reached through information, education and communication materials on GBV	1,113,500	1,464,540	7,488,082	2,057,100	9,257,686	2,505,860	4	4	2	2
	3.1.3 - # of GBV service delivery units/offices (e.g. WGSS)	299	334								
Output 3.3 - Risks to GBV mitigated and reduced through community-based initiatives, including women, men, girls and boys	3.3.1 - % of community-based groups conducting awareness-raising activities on GBV	42	42								
	3.3.2 - # of individuals, including children reached through community-based initiatives for prevention and mitigation of GBV (age-gender disaggregated)	120,708	174,885	4,840,150	1,718,789	5,785,965	2,140,688	4	4	2	2
	3.3.3 - # of boys and men mobilized for GBV prevention	92	115								
Total Budgetary requirements at output level				12,328,232	3,775,889	15,043,651	4,646,548				

B. Resilience Component											
Outputs	Output Indicators	Indicator Target 2017	Indicator Target 2018	Budgetary Requirement (USD)		Budgetary Requirement (USD)		Q1: Does the output reinforce and/or use of local systems in the provision of goods and services to programme beneficiaries?	Q2: Does the output involve partnering with local responders?	Q3: Does the output support self-sufficiency?	Q4: Does the output contribute to social cohesion/stability?
				Total for 2017	Adolescent/ Youth Budget for 2017	Total for 2018	Adolescent/Youth Budget for 2018				
Output 3.2 - Capacity of government and non-government actors and services in all sectors are strengthened to effectively respond to GBV	3.2.1 - # actors supported with GBV-specific activity programming (disaggregated into government and non-government actors where possible)	132	135	2,273,500	560,850	2,893,500	735,850	4	4	2	2
	3.2.2 - # of individuals reached through training, workshop, sessions, events on strengthening GBV prevention and response (including on GBV SOPs and counter trafficking) from government and non-government actors (disaggregated into government actors, humanitarian actors and communities)	8,780	10,210								
	Total Budgetary requirements at output level				2,273,500	560,850	2,893,500	735,850			

OBJECTIVE 4:	CHILD PROTECTION: Girls and boys affected by the Syria crisis have increased and more equitable access to quality child protection interventions and are protected from violence, exploitation, abuse and neglect											Q1: Does the output reinforce and/or use of local systems in the provision of goods and services to programme beneficiaries?	Q2: Does the output involve partnering with local responders?	Q3: Does the output support self-sufficiency?	Q4: Does the output contribute to social cohesion/stability?
INDICATOR OBJECTIVE 4:	% and # of identified children at risk who receive child protection services	BASELINE:	100%	OBJECTIVE INDICATOR TARGET 2017:	100% (103,505)	OBJECTIVE INDICATOR TARGET 2018:	100% (153,681)	4	4	2	2				
A. Refugee Component															
Outputs	Output Indicators	Indicator Target 2017	Indicator Target 2018	Budgetary Requirement (USD)		Budgetary Requirement (USD)		Q1: Does the output reinforce and/or use of local systems in the provision of goods and services to programme beneficiaries?	Q2: Does the output involve partnering with local responders?	Q3: Does the output support self-sufficiency?	Q4: Does the output contribute to social cohesion/stability?				
				Total for 2017 (USD)	Adolescent/ Youth Budget for 2017	Total for 2018 (USD)	Adolescent/ Youth Budget for 2018								
Output 4.1 - Specialised child protection (and case management) services for girls and boys affected by the Syria crisis are available	4.1 # of individuals trained or mentored on child protection (disaggregated by sex and cadre)	13	19	20,001,000	516,000	26,880,200	585,200	4	4	2	2				
	4.2.1 # of children (sex, age disaggregated) participating in structured, sustained child protection or psychosocial support programmes	80,655	108,831												
	4.2.2. # of women and men participating in parenting programmes (sex disaggregated)	162,000	216,000												
	4.2.3 # of individuals benefiting from child protection and psychosocial in child protection and/or PSS communication campaigns or community activities	7,700	10,500												
Output 4.3 - Enhanced evidence based advocacy and knowledge generation on key child protection issues	4.3.1 # of children who are receiving specialised child protection services (disaggregated by sex and where possible type of child protection issue)	74	74	2,123,150	2,118,150	2,334,965	2,329,965	4	4	1	2				
Output 4.4- Community based child protection and PSS interventions are available for girls and boys affected by the Syria crisis in targeted locations	4.4.1 - # of children (age-gender-disaggregated) participating in structured, sustained child protection or psycho-social support (PSS) programmes (individuals and in groups)	124,650	155,995												
	4.4.2 - # of households reached with positive parenting programmes (disaggregated into camp and host communities)	33,160	54,320												
	4.4.3 - Models, tools and guidelines to inform and standardize community-based CP and PSS services are developed and disseminated	2	-	7,675,000	755,000	8,770,000	815,000	4	4	2	2				
	Total Budgetary requirements at output level				29,799,150	3,389,150	37,985,165	3,730,165							

B. Resilience Component											
Outputs	Output Indicators	Indicator Target 2017	Indicator Target 2018	Budgetary Requirement (USD)		Budgetary Requirement (USD)		Q1: Does the output reinforce and/or use of local systems in the provision of goods and services to programme beneficiaries?	Q2: Does the output involve partnering with local responders?	Q3: Does the output support self-sufficiency?	Q4: Does the output contribute to social cohesion/ stability?
				Total for 2017	Adolescent/ Youth Budget for 2017	Total for 2018	Adolescent/ Youth Budget for 2018				
Output 4.2 - Capacity of government and non-government child protection actors are strengthened to effectively implement the existing legislation framework	4.2.1 - # of individuals (women, men, girls and boys) trained on child protection mechanisms and PSS in emergencies (government, non-government actors, including refugee communities)	6,570	3,920	2,595,000	60,000	2,620,000	85,000	4	4	2	2
	4.2.2 - Inter-agency SOPs, mapping and research on child protection developed and rolled out	Yes	Yes								
	4.2.3 - New quality and disaggregated data and research on child protection produced and disseminated	1	2								
Total Budgetary requirements at output level				2,595,000	60,000	2,620,000	85,000				

SECTOR FINANCIAL REQUIREMENTS BY AGENCY

Sector Financial Requirements by Agency		Total Jan-Dec 2017 (USD)			Total Jan-Dec 2018 (USD)		
Agency/Organization		Refugee Component	Resilience Component	Total (USD) for 2017	Refugee Component	Resilience Component	Total (USD) for 2018
International Organization for Migration		8,700,000	3,125,000	11,825,000	8,200,000	3,125,000	11,325,000
United Nations Children's Fund		30,050,000	3,260,000	33,310,000	39,100,000	3,940,000	43,040,000
United Nations Development Programme		-	7,612,000	7,612,000	-	8,592,000	8,592,000
United Nations Entity for Gender Equality and the Empowerment of Women		706,000	264,500	970,500	860,000	238,050	1,098,050
United Nations High Commissioner for Refugees		83,999,937	16,812,350	100,812,287	72,358,930	20,970,165	93,329,095
United Nations Population Fund		5,500,000	1,000,000	6,500,000	7,425,000	1,350,000	8,775,000
Other Partners		35,406,760	7,751,696	43,158,456	38,771,648	9,790,815	48,562,463
Total requirements		164,362,697	39,825,546	204,188,243	166,715,578	48,006,030	214,721,608



FOOD SECURITY SECTOR RESPONSE

Lead Agencies	WFP	
Appealing Partners	WFP, FAO, IOM, UNDP, and NGO partners	
Other Partners	AFAD, MoFSP, MoFAL	
Objectives	<ol style="list-style-type: none"> 1. Save lives and restore livelihoods of refugees and affected host communities. 2. Promote increased levels of food and nutrition self-sufficiency for Syrian refugees by restoring or creating income-generating activities to prevent negative coping strategies. 3. Strengthen the knowledge base of Syrian refugees on quality and healthy diets during dire economic circumstances. 4. Improve the quality of the food security response based on evidence, capacity building and strong coordination between and across sectors. 	
GENDER MARKER	1	
FINANCIAL REQUIREMENTS	2017	2018
REFUGEE FINANCIAL REQUIREMENT	USD 60,412,895	USD 60,024,851
RESILIENCE FINANCIAL REQUIREMENT	USD 15,978,000	USD 29,052,000
3RP TOTAL FINANCIAL REQUIREMENT	USD 76,390,895	USD 89,076,851



CURRENT SITUATION

Food security remains one of the most pressing challenges to be addressed in Turkey. Women and children represent more than 70 percent of Turkey's refugee population, requiring targeted food security and nutritional support. Syrian refugees remain in dire need of support to cover immediate needs, alongside delivering results with longer term impact to achieve adequate levels of food security and resilience of individuals, communities and institutions.

The Food Security Sector reached approximately 338,163 Syrians in 11 provinces³ to date, through a combination of cash-based interventions, in-kind assistance and hot food kitchens. Food security monitoring findings demonstrate significant increases in acceptable food consumption scores and higher levels of dietary diversity. Support also resulted in more balanced livelihoods coping strategies and better gender dynamics on how assistance is utilized at the household level, with women playing 48 percent more decision making roles than men on food management, utilization and consumption.

The strong partnership between the Food Security Sector, the Turkish Red Crescent (TRC) and the Disaster and Emergency Management Presidency (AFAD) has been instrumental in this process. Through the electronic voucher programme, since 2012, WFP/AFAD/TRC/MoFSP reached 150,000 Syrians in 11 camps with 100 Turkish lira (TL) per month (50TL from WFP/TRC and 50TL from AFAD) and 130,000 Syrians in five provinces with 62 TL per month, effectively covering 100 percent of their food needs.

A number of challenges persist in the Food Security Sector, including the need to: i) strengthen self-reliance and resilience through home food production; ii) integrate Syrians into local labour market schemes; iii) ensure access to nation-wide, age and gender disaggregated data on Syrian refugee vulnerabilities; and iv) address social cohesion.

The average earnings of refugee households are estimated to be significantly lower than the minimum

expenditure basket.⁴ Wages from casual labour and external assistance are major sources of food for consumption. Small holding production remains limited due to lack of access to land and inputs. Although legal rights to seek employment in Turkey were granted by law in January 2016, overall limited formal income and livelihood opportunities remain key challenges for Syrians and affected communities, also impacting their ability to purchase quality food.

The Food Security Sector coordinates with AFAD, TRC, Ministry of Family and Social Policy (MoFSP), Ministry of Food, Agriculture and Livestock (MoFAL), Ministry of Labour and Social Security (MoLSS), UN agencies and non-government organizations (NGOs) to support vulnerable populations impacted by the Syrian crisis to increase their living standards and prevent negative or irreversible coping strategies.



WFP/Deniz Akkus

³ The provinces are as follows: Sanliurfa, Hatay, Gaziantep, Killis, Karamarmaras, Diyarbakir, Mardin, Mersin, Malatya, Adana, Osmaniye.

⁴ The minimum amount required for a Syrian family to meet their basic needs and have their rights met (i.e. right to education, right to food, right to safe and adequate shelter).

NEEDS, VULNERABILITIES AND TARGETING

Population Group		2017		2018	
		Population In Need	Target Population	Population In Need	Target Population
Syrian Refugees in Camps	Men	89,880	34,922	89,880	34,922
	Women	76,080	35,075	76,080	35,075
	Boys	69,780	42,700	69,780	42,700
	Girls	64,260	39,955	64,260	39,955
Sub Total		300,000	152,500	300,000	152,500
Syrian Refugees	Men	734,020	91,180	734,020	91,180
	Women	621,320	93,437	621,320	93,437
	Boys	569,870	94,498	569,870	94,498
	Girls	524,790	94,634	524,790	94,634
Sub Total		2,450,000	373,750	2,450,000	373,750
Grand Total		2,750,000	526,250	2,750,000	526,250

Joint partner surveys underline that 90 percent of Syrians in urban settings live below the Turkish poverty line and over half of elderly headed households are in the poorest 20 percent. Refugees predominantly arrive with depleted savings or no assets at all. This may leave already vulnerable families with limited resilience to deal with any further shocks.

90 percent of interviewed households are reducing the quantity and/or quality of foods consumed, with nutritional implications. Households are forced to apply negative livelihoods coping strategies, such as depleting savings, relying on credit, selling assets, and in extreme cases engaging in child marriages and human trafficking particularly in rural southeastern provinces. This has also had an impact on traditional roles in families, with the traditional role of Syrian men as the family breadwinner becoming untenable.

As food security in Turkey is mainly linked to economic vulnerability, purchasing power is vital to ensure households can

access sufficient and adequate food. 3RP actors will provide targeted assistance to approximately 523,750 refugees in total (150,000 in camps and 373,750 within urban communities), which equates to assisting approximately 19 percent of the 2.75 million registered Syrians in the country. Coordination with TRC, MoFSP,

MoFAL, AFAD, Social Assistance and Solidarity Fund (SASF), municipalities, UN and NGO actors will further serve to augment living standards of the most vulnerable through integration into local economies, appropriate referrals and complementary programming.



STRATEGIC DIRECTIONS & RESPONSE PLAN

The main objective for Food Security actors is to enhance living standards of Syrian refugees and host communities through increased levels of food and nutrition self-sufficiency. By protecting productive assets and restoring or creating income-generating activities, the Food Security Sector aims to prevent negative coping strategies and assist affected communities in leading dignified lives, while promoting integration into local economies.

3RP partners will work toward integrating vulnerable households in the Turkish labour market and agriculture sector for the benefit of both refugees and host communities. Complementarities with Education and Livelihood Sectors are ensured as Syrians begin accessing technical and vocational training opportunities with focus on the needs of women and youth, including scholarship programs for formal education in agriculture and rural development in Turkish universities. School feeding will also be addressed throughout the two-year strategy in coordination with the Education Sector.

The Sector response aims to foster nutrition-sensitive livelihoods and agriculture activities through home gardening for vegetables and fruit production, based on the availability of resources at community and household levels, cultural sensitivity, seasonality and cost-effectiveness.

Partners aim to improve agricultural production through the introduction of modern technologies, such as climate smart agriculture (CSA) and by protecting and restoring natural resources in areas with high concentrations of Syrian refugees. A number of Food Security Sector actors also have dedicated funding to support rural areas in enhancing small scale and family farming through micro-gardening and small-scale horticultural production, including upscaling of greenhouse production for the benefit of Syrian refugees. Specialized trainings will furthermore be introduced with a view of strengthening the knowledge base of Syrian refugees on good agriculture practices (GAP), food safety, hygiene practices and nutrition education for quality and healthy diets during dire economic circumstances. The expected

result is to enhance food availability and nutrition while also contributing to local economies.

Response modalities will be a combination of in-kind food assistance, technical trainings and cash-based interventions (CBIs). Food security actors aim to implement large-scale, harmonized food assistance activities that bolster national safety-nets and facilitate an enhanced understanding of vulnerabilities in both urban and rural areas, as well as improved targeting of assistance for all partners' programmes and value chain development to expand the local market and create jobs. Food security and nutrition will be improved through agriculture production, including kitchen gardens, nutrition education, access to assets, generation of income, building of local and national NGOs through programme implementation partnerships and the provision of technical assistance remains a priority for Food Security actors. In this light, 3RP partners will continue to work with AFAD, TRC, SASF, MoFSP, MoFAL, UN and NGO actors to support and strengthen Food Security programmes and strategies.



UNHCR/Emrah Gürel

ACCOUNTABILITY FRAMEWORK

The Food Security Sector views the involvement of beneficiaries and accountability to affected populations (AAP) as part of its strategy, supporting partners to provide the best possible service to all they seek to serve. Partners regularly operate hotlines for beneficiary communication and conduct Post-Distribution Monitoring at a household level as well as conduct beneficiary satisfaction surveys on-site in shops. In light of cultural preferences and also to ensure that any issues specific to men, women, boys and girls can be raised comfortably, partners also hold separate focus group discussions where different beneficiary groups can share their thoughts on ongoing programs, as well as discuss specific topics, such as other basic needs requirements. Their discussions may also involve other relevant parties to the programmes, such as shop managers or local authorities.

Partners are committed to the principles of AAP, in particular information provision, consultation and complaints and feedback mechanisms. Detailed mapping exercises of beneficiary information needs in relation to different stages of the programme cycle will be undertaken at the inception of the Action, as well as gaining an

understanding of how different groups consume information and what are the most trusted sources. Widespread sensitization campaigns will ensure that refugees understand the nature of programs and how to secure access.

In the 2017-2018 3RP, partners endeavour to further improve information management and information sharing

through various tools, in particular to capture both 3RP and non-3RP activities implemented by various actors to ensure the effectiveness of coordination. Meanwhile, 3RP partners will continue to advocate with the government for survey and needs assessments to better understand the gaps and improve the accountability of planning and implementation.



UNHCR/Monique Jaques

Being the only bread-winner of a Syrian refugee family with five children is tough in Turkey. After three years of struggling in Hatay, Mahir found himself slipping further and further into debt. That changed four months ago when his family started to receive assistance from the Food Security Sector partners.

Mahir is a construction worker. Before receiving this assistance, the family was battling to pay the rent and electric bills, whilst trying to feed the family members. "We used to shop from a local market on credit and debt continued to grow," Mahir recalls.

The WFP/TRC e-food card, uploaded on a monthly basis with 100 TL per person, allows the vulnerable Syrian refugee families in south eastern Turkey to buy food of their choosing from certain supermarkets. "Now that we have the card, we are able to buy olive oil and meat which were way too expensive for our budget four months ago," Mahir says, glancing at his children. For the first time this year, Mahir's family are able to buy sufficient and quality food since they left Syria.

According to a survey conducted by the Food Security Sector partners in 2015, 90% of the Syrian families in urban, peri-urban and rural areas employ negative coping mechanisms, including reducing the quality or quantity of food.



WFP/Deniz Akkus

SECTOR RESPONSE OVERVIEW TABLE

OBJECTIVE 1	Save lives and restore livelihoods of conflict induced refugees and host communities					Q1: Does the output reinforce and/or use of local systems in the provision of goods and services to programme beneficiaries?	Q2: Does the output involve partnering with local responders?	Q3: Does the output support self-sufficiency?	Q4: Does the output contribute to social cohesion/stability?
OBJECTIVE 1 INDICATOR	% and # of targeted population who receive food assistance	BASELINE:	OBJECTIVE INDICATOR TARGET 2017:	100%: 523,750 individuals	OBJECTIVE INDICATOR TARGET 2018:	100%: 523,750 individuals			
		48%: 338,163 individuals							

A. REFUGEE COMPONENT											
Outputs	Output Indicators	Indicator Target 2017	Indicator Target 2018	Budgetary Requirement (USD)		Budgetary Requirement (USD)		Q1: Does the output reinforce and/or use of local systems in the provision of goods and services to programme beneficiaries?	Q2: Does the output involve partnering with local responders?	Q3: Does the output support self-sufficiency?	Q4: Does the output contribute to social cohesion/stability?
				Total for 2017	Adolescent/ Youth Budget for 2017*	Total for 2018	Adolescent/Youth Budget for 2018*				
1.1 Targeted food assistance provided to the most vulnerable	1.1.1 Number of Syrian men, women, boys, girls and the elderly receiving food assistance (including school feeding)	150,000 in camps; 373,750 off-camp	150,000 in camps; 373,750 off-camp	58,196,895	513,820	57,508,851	513,820	0	0	0	0
	1.1.2 Number of Syrian individuals assessed or applications received	150,000 in camps; 373,750 off-camp	150,000 in camps; 373,750 off-camp								
Total Budgetary requirements at output level				58,196,895	513,820	57,508,851	513,820				

OBJECTIVE 2: Promote increased levels of food and nutrition self-sufficiency for Syrian refugees by creating income-generating activities to prevent negative or irreversible coping strategies											
INDICATOR OBJECTIVE 2:	# of targeted individuals (men, women, boys, girls) who report increased levels of food self-sufficiency	BASELINE:	OBJECTIVE INDICATOR TARGET 2017:	1,000 individuals	OBJECTIVE INDICATOR TARGET 2018:	2,000 individuals	Q1: Does the output reinforce and/or use of local systems in the provision of goods and services to programme beneficiaries?	Q2: Does the output involve partnering with local responders?	Q3: Does the output support self- sufficiency?	Q4: Does the output contribute to social cohesion/ stability?	
B. Resilience Component											
Outputs	Output Indicators	Indicator Target 2017	Indicator Target 2018	Budgetary Requirement (USD)		Budgetary Requirement (USD)		Q1: Does the output reinforce and/or use of local systems in the provision of goods and services to programme bene- ficiaries?	Q2: Does the output involve partnering with local respond- ers?	Q3: Does the output support self-suffi- ciency?	Q4: Does the output contribute to social cohesion/ stability?
				Total for 2017	Adolescent/ Youth Budget for 2017	Total for 2018	Adoles- cent/Youth Budget for 2018				
2.1 Enhanced small-scale and family farming production through micro-gardening initiatives and small-holder scale production	2.1.1 Number of targeted indi- viduals benefiting from family production through micro-gar- dening activities and small-holder scale production	24,100	33,100	4,557,000	464,672	7,482,000	464,672	5	5	5	
	2.1.2 Number of Syrians enabled to cultivate farmland and mi- cro-gardens	12,000	14,000								
	2.2.1 Number of Syrian refugees employed in Turkish agriculture sector	800	1,400								
	2.2.2 Number of meetings undertaken between institutions and UN agencies on agricul- ture labour market facilitation schemes.			4,000,000	-	8,500,000	-	4	5	4	
2.3 Improved agri- cultural production through the intro- duction of modern technologies (CSA – climate smart agriculture)	2.3.1 Number of Syrians (men, women, boys and girls) trained in modern agriculture technologies, including CSA	3,450	9,000								
	2.3.2 Number of scholarship programs available to Syrians to receive formal education in agri- culture and rural development in Turkish universities	2	4								
	2.3.3 Number of certified train- ings on agriculture processes provided to Syrians	1,000	1,000	4,000,000	-	8,500,000	-	4	5	4	
	2.3.4 Number of pilot projects on new technologies for sustainable natural resource management implemented in areas with high concentrations of Syrian refugees.	2	2								
Total Budgetary requirements at output level				12,557,000	464,672	24,482,000	464,672				

OBJECTIVE 3: Strengthen the knowledge base of Syrian refugees on quality and healthy diets during dire economic circumstances.

INDICATOR OBJECTIVE 3:	# of individuals who report increased levels of awareness of quality and healthy diets	BASELINE:	OBJECTIVE INDICATOR TARGET 2017:	OBJECTIVE INDICATOR TARGET 2018:	Q1: Does the output reinforce and/or use of local systems in the provision of goods and services to programme beneficiaries?	Q2: Does the output involve partnering with local responders?	Q3: Does the output support self-sufficiency?	Q4: Does the output contribute to social cohesion/stability?
		0%	1,000 individuals	2,000 individuals	0	0	0	

B. Resilience Component											
Outputs	Output Indicators	Indicator Target 2017	Indicator Target 2018	Budgetary Requirement (USD)		Budgetary Requirement (USD)		Q1 : Does the output reinforce and/or use of local systems in the provision of goods and services to programme beneficiaries?	Q2: Does the output involve partnering with local responders?	Q3: Does the output support self-sufficiency?	Q4: Does the output contribute to social cohesion/stability?
				Total for 2017	Adolescent/Youth Budget for 2017	Total for 2018	Adolescent/Youth Budget for 2018				
3.1 Raised awareness of good nutritional practices, including hygiene and food safety	3.1.1 Number of individuals (including women and children) trained in good nutritional practices and hygiene related issues								4	3	4
	3.1.2 Number of individuals who are malnourished or at risk of being malnourished referred to the appropriate line ministry, sector, or agency.			1,280,000		1,380,000	3	3	5	3	
	3.1.3 Number of training sessions conducted for Syrian refugees and host communities on food safety measures						5	4	3	4	
3.2 Enhance referral processes for individuals who are malnourished or at risk of being malnourished	3.2.1 Number of cases referred to the appropriate line ministry, sector or agency			361,000		360,000					
3.3 Food safety and food processing/marketing measures and policies enhanced	3.3.1 Number of training sessions conducted for Syrian refugees and host communities on food safety measures			740,000		1,390,000	5	4	3	4	
Total Budgetary requirements at output level				2,381,000	-	3,130,000	-				

OBJECTIVE 3:	Improve the food security response quality based on evidence, capacity building and strong coordination between sectors and relevant line ministries.							Q1: Does the output reinforce and/or use of local systems in the provision of goods and services to programme beneficiaries?	Q2: Does the output involve partnering with local responders?	Q3: Does the output support self-sufficiency?	Q4: Does the output contribute to social cohesion/stability?	
INDICATOR OBJECTIVE 3:	% of food security actors engaging in FSWG meetings and designing food security programs in line with established food security processes.	BASELINE:		50-80% - between 7 and 10 actors	OBJECTIVE INDICATOR TARGET 2017:	80%, 10 actors	OBJECTIVE INDICATOR TARGET 2018:	100%; 12 actors	0	0		
A. Refugee Component												
Outputs	Output Indicators	Indicator Target 2017	Indicator Target 2018	Budgetary Requirement (USD)		Budgetary Requirement (USD)		Q1: Does the output reinforce and/or use of local systems in the provision of goods and services to programme beneficiaries?	Q2: Does the output involve partnering with local responders?	Q3: Does the output support self-sufficiency?	Q4: Does the output contribute to social cohesion/stability?	
				Total for 2017	Adolescent/ Youth Budget for 2017	Total for 2018	Adolescent/Youth Budget for 2018					
4.1 Food security data and information collected, analysed and disseminated	4.1.1 % of Food Security actors attending FSWG meetings every six weeks	100% and 12 actors	100% and 12 actors	856,000		-		956,000		5	5	2
	4.1.2 Percentage of food security actors uploading activity data monthly on ActivityInfo Tool	60% and 7 actors	80% and 10 actors									
	4.1.3 Percentage of food security actors uploading outcome monitoring data quarterly on ActivityInfo Tool	27% and 3 actors	36% and 4 actors									
	4.1.4 Percentage of food security actors delivering presentations and programme updates during meetings	60% and 7 actors	80% and 10 actors									
	4.1.5 Number of food security and agriculture livelihood assessments undertaken by technical agencies	3 assessments	3 assessments									
4.2 Food security interventions are effectively coordinated within and across sectors	4.2.1 % of other sector actors complementing FS activities	95% and 11 actors	100% and 12 actors	1,000,000		-		1,200,000		5	5	2
	4.2.2 % of activity elements implemented with the engagement of partners	95% and 11 actors	100% and 12 actors									
Total Budgetary requirements at output level				1,856,000		-		2,156,000				

B. Resilience Component												
Outputs	Output Indicators	Indicator Target 2017	Indicator Target 2018	Budgetary Requirement (USD)			Budgetary Requirement (USD)		Q1: Does the output reinforce and/or use of local systems in the provision of goods and services to programme beneficiaries?	Q2: Does the output involve partnering with local responders?	Q3: Does the output support self-sufficiency?	Q4: Does the output contribute to social cohesion/ stability?
				NLG Budget for 2017	Total for 2018	NLG Budget for 2018	Adolescent/Youth Budget for 2018					
4.3 Support national food security strategy formulation and implementation	4.3.1 Number of meetings attended involving relevant line ministries	12	12	1,200,000	-	1,600,000	-	-	3	4	3	3
Total Budgetary requirements at output level				1,200,000	-	1,600,000	-	-				

SECTOR FINANCIAL REQUIREMENTS BY AGENCY

Sector Financial Requirements by Agency	Total Jan-Dec 2017 (USD)			Total Jan-Dec 2018 (USD)		
Agency/Organization	Refugee Component	Resilience Component	Total (USD) for 2017	Refugee Component	Resilience Component	Total (USD) for 2018
Food and Agriculture Organization of the United Nations	-	6,000,000	6,000,000	-	8,900,000	8,900,000
International Organization for Migration	1,150,000	1,000,000	2,150,000	1,150,000	1,000,000	2,150,000
United Nations Development Programme	-	6,000,000	6,000,000	-	14,000,000	14,000,000
United Nations World Food Programme	34,072,335	1,200,000	35,272,335	34,372,335	1,600,000	35,972,335
Other Partners	25,190,560	1,778,000	26,968,560	24,502,516	3,552,000	28,054,516
Total requirements	60,412,895	15,978,000	76,390,895	60,024,851	29,052,000	89,076,851



EDUCATION

SECTOR RESPONSE

Lead Agencies	UNICEF, UNHCR	
Appealing Partners	IOM, UNICEF, UNHCR and NGO partners	
Other Partners	MoNE, MoYS, YTB, MOFSP	
Objectives	<ol style="list-style-type: none"> 1. Ensure sustained access to formal, non-formal and informal education programmes for refugee children, youth and adults in camps and host communities that are inclusive and promote life-long learning 2. Enhance the quality of education opportunities for Syrian refugee children and youth in protective learning environments, living in camps and host communities 3. Support a resilient national education system to facilitate the provision of quality education to refugee and Turkish children and youth 	
GENDER MARKER	2A	
FINANCIAL REQUIREMENTS	2017	2018
REFUGEE FINANCIAL REQUIREMENT	USD 132,870,200	USD 154,379,938
RESILIENCE FINANCIAL REQUIREMENT	USD 137,671,500	USD 158,442,391
3RP TOTAL FINANCIAL REQUIREMENT	USD 270,541,700	USD 312,822,328



CURRENT SITUATION

Over 40% of Syrian refugee school-aged children remain out of school and many adolescents and youth require access to relevant technical and vocational skills training, language classes and higher education. This includes training that supports access to formal employment opportunities. Low participation and completion rates at all levels could have serious, negative, long-term implications for the Syrian community. Urgent action is required to ensure that Syrian children and youth do not risk becoming a lost generation.

The education response is led and coordinated by the Emergency and Migration Unit within the Ministry of National Education (MoNE). UN agencies and 3RP partners, work in close coordination with government institutions in order to ensure refugees' access to educational opportunities. The Presidency for Turks Abroad and Related Communities (YTB) plays a key role in facilitating access to higher education.

As of the start of the 2016/17 school year, 491,896 Syrian refugee children

were enrolled in schools and temporary education centres (TECs).⁵ Enrolment rates are highest for children in primary school, but decrease dramatically for those in secondary school.

The Government of Turkey aims to enroll as many Syrian children in formal education programmes as possible, within the constraints of existing institutional capacity.

MoNE is placing greater emphasis on the inclusion of Syrian learners into the Turkish education system and, with 3RP partners, will strengthen teaching of Turkish language in temporary education centres and through non-formal programmes. Increased enrolments, larger classes and the use of Turkish public schools after-hours, places greater strain on educational infrastructure and increases operational and maintenance costs. Teachers in Turkish schools require assistance in adapting materials and methods to address the needs of students who are not proficient in Turkish or who need additional academic or psycho-social

support. Poverty and poor Turkish language proficiency remain significant barriers to the educational participation of children, youth and adults.

As many children and adolescents have either never enrolled in school or have missed four or more years of schooling, there is an urgent need to scale-up accredited non-formal and informal education programmes to provide a wider range of relevant pathways to learning that support access to formal education, vocational training and life skills development.

Less than 3 percent of university-aged youth are enrolled in higher education programmes (a drop from 20 percent in pre-war Syria)⁶. The Turkish Government has supported higher education access through waiving tuition fees in state universities for Syrian students. YTB provided 4,048 scholarships since the onset of the crisis and, with 3RP partners, is increasing scholarship numbers. University preparation programmes, focused on Turkish language acquisition, have also been introduced.



UNICEF/Sebastian Rich

⁵ Ministry of National Education enrolment data, November 2016.

⁶ UNESCO Institute of Statistics cited in UNESCO, 2014, p.4 - <http://www.uis.unesco.org/DataCentre/Pages/country-profile.aspx?code=SYR®ioncode=40525>

NEEDS, VULNERABILITIES AND TARGETING

Population Group		2017		2018	
		Population In Need	Target Population *	Population In Need	Target Population
Syrian Refugees	Men	295,848	27,913	295,848	29,855
	Women	250,446	27,913	250,446	326,899
	Boys	531,455	289,044	531,455	360,297
	Girls	482,192	262,252	482,192	326,899
Sub Total		1,077,749	607,121	1,559,941	1,043,950
Members of Affected Communities	Men		11,000		11,200
	Women		11,000		11,200
	Boys		20,000		20,000
	Girls		20,000		20,000
Sub Total			62,000		62,400
Grand Total		1,077,749	669,121	1,559,941	1,106,350

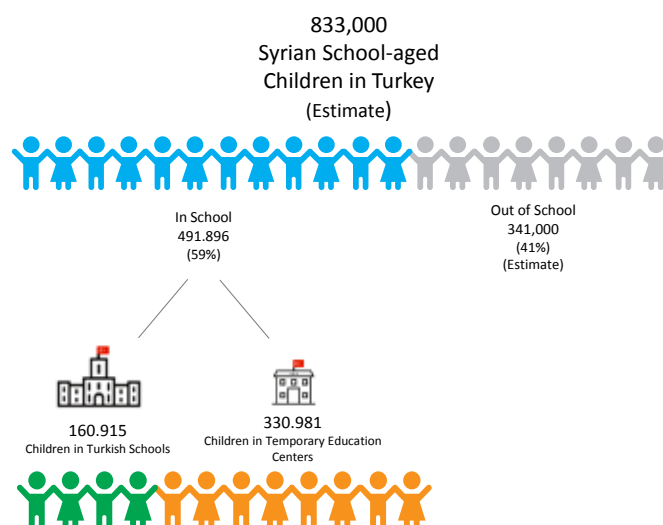
* UNESCO Institute of Statistics cited in UNESCO, 2014, p.4 - <http://www.uis.unesco.org/DataCentre/Pages/country-profile.aspx?code=SYR®ioncode=40525>

As education is a fundamental right for all children, the sector response seeks to ensure that all school-aged children have access to a range of relevant educational opportunities that link to and support enrolment in formal education programmes. Failure to provide educational opportunities for the large number of children and youth not enrolled in education, skills training or higher education will have serious negative consequences for the long-term development prospects of Syria, opportunities for sustainable social cohesion in Turkey, the ability for young Syrians to be self-reliant and able to contribute to social and economic development. The current level of demand for school enrolment at all levels, including higher education, exceeds the number of places available. This situation requires urgent and innovative ideas for expansion of all forms of relevant educational opportunities.

Where possible and appropriate, support provided to refugees will be extended to vulnerable Turkish children and youth in host communities.

One of the priorities for the education sector is to promote more comprehensive age, gender and vulnerability sensitive assessments of needs and barriers to accessing educational opportunities. Such assessments and the related

analysis of data will allow for more specific and prioritized targeting of activities that address economic, social, gender-based and other barriers to accessing learning programmes.



The above data was provided by MoNE in November 2016

STRATEGIC DIRECTIONS & RESPONSE PLAN

The education response has three pillars: increasing access to safe, protective learning opportunities for refugees of all ages; enhancing the quality of education opportunities; and strengthening a resilient national education system able to provide quality education to refugees and vulnerable Turkish children and youth. The sector strategy contributes to ensuring access for refugees to a continuum of educational opportunities, from early childhood education to higher education, language learning and skills training programmes (including adults) to build individual and community resilience.

3RP partners will continue to support and complement MoNE's efforts to provide educational opportunities for Syrian refugees. The 2017-18 strategy builds on the achievements of previous years and will prioritize the needs of refugees living in host communities, where the highest percentage of learners live and where enrolment and retention rates lag behind camp figures.

The ability to speak Turkish is key to accessing educational opportunities, building resilience, and self-reliance. Sector partners will support government efforts to design and deliver language learning programmes, including the

development of accredited language teaching curricula and materials, teacher training and strengthening the capacity of schools, TECs, Public Education Centres and informal education initiatives to deliver these programmes.

Existing national social assistance systems will be strengthened and conditional cash grants for education provided for refugee children, in coordination with the Ministry of Family and Social Policies, to address economic barriers to school attendance for vulnerable learners. School transportation programmes will be expanded.

Higher education access will be augmented through additional scholarships and the expansion of higher education preparation programmes.

Existing efforts to support the quality of educational provision will be continued and expanded in 2017-18, including the provision of regular financial incentives to volunteer Syrian teachers. 3RP partners will continue advocating for the status of Syrian education personnel to be regularized. Professional development opportunities will be provided in partnership with MoNE to support the certification of teachers who lack formal

proof of qualifications. Teachers in Turkish schools will receive training enabling them to meet the social and pedagogic needs of refugee children and to promote social cohesion in schools. The certification of learning achievements for Syrian children remains a key sector priority. Educational curricula, standards and learning environments will be supported to facilitate the inclusion of Syrian refugees and to promote social cohesion.

Effective implementation of the sector strategy requires close coordination and collaboration with the Livelihoods, Protection and Basic Needs sectors. Linkages with the Livelihoods Sector will facilitate the transition from training to employability. Programmes will pay special attention to ensuring protection issues are addressed and that activities promote participation by women and girls and do not deepen social inequalities. The inclusion of the most vulnerable learners in education programmes will be supported through the ESSN and conditional cash grants for education. Sector assessments will consider the specific factors affecting access to schooling and higher education for girls, boys, young women and men.

ACCOUNTABILITY FRAMEWORK

The education sector response is led by MoNE, with 3RP partners working in close coordination at national and provincial levels to ensure that programmes are aligned with government priorities, policies and procedures. A technical working group on scholarships has been established, with the participation of YTB, to ensure harmonization amongst scholarship providers. Other coordination structures have also been established in order to ensure cohesion and synergies at all levels between programmes implemented by UN agencies, international and local NGOs.

The sector co-leads also participate in inter-agency fora to ensure synergy and complementarity with other sectors.

Outreach activities are integrated into the sector strategy to ensure that refugees are aware of the educational services available and how they can access them. Outreach and information dissemination programmes allow for regular and direct engagement with communities and for information gathering on barriers to accessing services and implementation of responsive solutions.

The education response includes a specific focus on strengthening sector-wide capacity to collect, analyze and utilize relevant data on education. In addition to collecting data on 3RP partners' programme coverage, the strategy also works with the government to strengthen data collection on access to education and the utilization of data to develop evidence-based, prioritized policies and programmes.

SECTOR RESPONSE OVERVIEW TABLE

OBJECTIVE 1:

Provide access to inclusive and quality formal and non-formal education including equipped teachers and learning materials for refugee children aged 3-17.

A. Refugee Component											
Outputs	Output Indicators	Total Target 2017	Total Target 2018	Budgetary Requirement (USD)		Budgetary Requirement (USD)		Q1: Does the output reinforce and/or use of local systems in the provision of goods and services to programme beneficiaries?	Q2: Does the output involve partnering with local responders?	Q3: Does the output support self-sufficiency?	Q4: Does the output contribute to social cohesion/stability?
				Total for 2017	NLG Budget for 2017	Total for 2018	NLG Budget for 2018				
Outputs 1.1 - Early Childhood Education											
Syrian refugee children and vulnerable Turkish children have increased access to school and community-based early childhood education programmes	# of children (3-5 g/b) enrolled in ECCE and pre-primary education (school and community-based)	22,406	24,806	1,332,000	11,332,000	11,632,000	11,632,000	4	4	1	4
Outputs 1.2 - Formal Education											
Syrian refugee children and youth have increased access to formal education	# of Syrian children (5-17 years, g/b) enrolled in formal education (Grades 1-12)	412,200	512,700	6,095,000		46,095,000		3	4	4	2
	# of classrooms constructed, established or rehabilitated (number of children benefiting)	3,497	3,497								
Outputs 1.3 - Non-formal education (accredited)											
Out of school and at risk Syrian refugee children have increased access to accredited non-formal education programmes that facilitate the reintegration or retention into formal education	# of children (5-17 years, g/b) enrolled in accredited non-formal education	20,900	30,500	1,335,000	11,335,000	18,235,000	18,235,000	4	4	3	3



A. Refugee Component

A. Refugee Component											
Outputs	Output Indicators	Total Target 2017	Total Target 2018	Budgetary Requirement (USD)		Budgetary Requirement (USD)		Q1: Does the output reinforce and/or use of local systems in the provision of goods and services to programme beneficiaries?	Q2: Does the output involve partnering with local responders?	Q3: Does the output support self-sufficiency?	Q4: Does the output contribute to social cohesion/stability?
				Total for 2017	NLG Budget for 2017	Total for 2018	NLG Budget for 2018				
Outputs 1.4 - Informal education											
Out of school and at risk Syrian refugee and Turkish children have increased access to non-accredited informal education programmes	# of children (5-17 years, g/b) enrolled in informal non-accredited education	89,290	109,440	41,425,000	41,425,000	49,788,738	49,788,738	3	4	3	3
Outputs 1.5 - vocational education											
Syrian refugee adolescents and youth have increased access to technical vocational education and training programmes	# of youth (14-17 years, g/b) enrolled in non-formal TVET	6,500	9,750	6,308,500	6,308,500	9,302,500	9,302,500	4	4	4	3
		3,910	4,560								
Outputs 1.6 - higher education											
Syrian refugee youth have increased access to higher education programmes	# of students (>18 years, f/m) enrolled in tertiary education	25,000	25,000								
	# of students (m/f) participating in higher education preparation programmes	2,650	2,750	13,646,200	13,646,200	15,461,200	15,461,200	4	4	5	4
	# of students (m/f) receiving higher education scholarships	890	1,174								
Output 1.7 - Language programmes											
Syrian refugee (m/f) adults (18+) have access to Turkish and other language programmes to promote social cohesion	Number of men and women enrolled in Turkish language programmes	31,375	34,225	3,189,875	3,189,875	3,470,828	3,470,828	4	5	4	5
Output 1.8 - addressing socio-economic barriers to education											
Economic barriers to school enrolment and regular attendance among refugee children are reduced	# of children (5-17 years, g/b) supported by cash-transfers	203,130	222,180								
	# of children (5-17 years, g/b) provided with school transportation	33,104	53,354	52,086,125	52,086,125	79,893,938	79,893,938	4	4	3	3
	# of children (3-17 years, g/b) receiving school supplies										

OBJECTIVE 2: QUALITY
Enhance the quality of education opportunities for Syrian refugee children and youth in protective learning environments, living in camps and communities

A. Refugee Component											
Outputs	Output Indicators	Total Target 2017	Total Target 2018	Budgetary Requirement (USD)		Budgetary Requirement (USD)		Q1: Does the output reinforce and/or use of local systems in the provision of goods and services to programme beneficiaries?	Q2: Does the output involve partnering with local responders?	Q3: Does the output support self-sufficiency?	Q4: Does the output contribute to social cohesion/ stability?
				Total for 2017	NLG Budget for 2017	Total for 2018	NLG Budget for 2018				
Outputs 2.1 Teaching & learning materials											
Quality of education programmes is enhanced through the provision of teaching and learning material support	# of children (5-17 years, g/b) receiving Turkish language learning textbooks	400,000	400,000					2	4	3	4
	# of children (5-17 years, g/b) receiving textbooks	-	-								
	# of schools receiving teaching support materials	166	166	2,728,500		2,928,500					
	# of sites receiving recreational materials	20	20								
	# of children (5-17 years, g/b) receiving supplementary materials in non-formal/informal settings	6,400									
B. Resilience Component											
Outputs	Output Indicators	Total Target 2017	Total Target 2018	Budgetary Requirement (USD)		Budgetary Requirement (USD)		Q1: Does the output reinforce and/or use of local systems in the provision of goods and services to programme beneficiaries?	Q2: Does the output involve partnering with local responders?	Q3: Does the output support self-sufficiency?	Q4: Does the output contribute to social cohesion/ stability?
				Total for 2017	NLG Budget for 2017	Total for 2018	NLG Budget for 2018				
Outputs 2.2 - Teacher and personnel recruitment and retention											
Ensure sufficient numbers of Syrian teachers are available and retained through the provision of suitable financial compensation	# of teachers and education personnel (m/f) provided with incentives (financial compensation)	13,000	13,000	67,600,000	67,600,000	67,600,000	67,600,000	4	4	5	4
Outputs 2.3 - Teacher professional development											
Syrian and Turkish teachers are provided with systematic quality professional development opportunities to better respond to the needs of Syrian refugee children	# of teachers and education personnel trained (f/m)	17,000	17,000	11,485,500	11,485,500	6,277,625	6,277,625	4	4	5	4

OBJECTIVE 3:	Support a resilient national education system to facilitate the provision of quality education to refugee and Turkish children and youth
---------------------	--

A. Refugee Component											
Outputs	Output Indicators	Total Target 2017	Total Target 2018	Budgetary Requirement (USD)		Budgetary Requirement (USD)		Q1: Does the output reinforce and/or use of local systems in the provision of goods and services to programme beneficiaries?	Q2: Does the output involve partnering with local responders?	Q3: Does the output support self-sufficiency?	Q4: Does the output contribute to social cohesion/stability?
				Total for 2017	NLG Budget for 2017	Total for 2018	NLG Budget for 2018				
Output 3.1 Enhancing planning and ensuring evidence-based policy making											
Capacity of education sector actors and institutions are strengthened through utilization of data to support evidence-based policy making	Number of Syrian children whose data is recorded on national education information management systems	412,200	512,700	800,000	800,000	740,000	740,000	5	4	1	4
Output 3.2 Policy and strategy											
Policies that respond to the education needs of Syrian refugee children and youth are strengthened	Status of the development of policies related to Syrian refugee children needs	% completion (30%)	% completion (50%)	1,070,000	1,070,000	420,000	420,000	5	4	3	3
Output 3.3 Technical support to course design											
Support to education system for the development of language teaching curricula and materials that will support education inclusion of Syrian refugees in the national system	Status of curriculum development to support language teaching and maintenance	% completion (100%)		1,440,000	1,440,000	40,000	40,000	5	5	3	4

SECTOR FINANCIAL REQUIREMENTS BY AGENCY

Sector Financial Requirements by Agency	Budgetary Requirements 2017			Budgetary Requirements 2018		
Agency/Organization	Refugee Component	Resilience Component	Total (USD) for 2017	Refugee Component	Resilience Component	Total (USD) for 2018
International Organization for Migration	500,000	7,500,000	8,000,000	500,000	15,000,000	15,500,000
United Nations High Commissioner for Refugees	29,605,000	1,590,000	31,195,000	32,880,000	910,000	33,790,000
United Nations Children's Fund	78,740,000	114,342,500	193,082,500	89,050,000	131,440,000	220,490,000
Other Partners	24,025,200	14,239,000	38,264,200	31,949,937	11,092,390	43,042,328
TOTAL	132,870,200	137,671,500	270,541,700	154,379,938	158,442,391	312,822,328





HEALTH SECTOR RESPONSE

Lead Agencies	World Health Organization (WHO)	
Appealing Partners	IOM, UNFPA, UNHCR, UNICEF, WHO and NGO partners	
Other Partners	MoH, MoFSP, TIPH, TRC	
Objectives	<ol style="list-style-type: none"> 1. Strengthen the capacity of essential health service delivery and referral health care, including curative and preventative services for non-communicable and communicable diseases 2. Increase access to sexual and reproductive health (SRH) services, including clinical management of GBV cases for particularly vulnerable groups of Syrian refugees and host communities (women, girls, adolescents and youth) 3. Strengthen communicable disease surveillance, detection, response (EWARN), and prevention (including immunization); and strengthen all-hazard emergency response 4. Increase access to non-communicable disease (NCD), Mental Health and Psychosocial Support Services (MHPSS) and rehabilitation services at all levels of health services 	
GENDER MARKER	2A	
FINANCIAL REQUIREMENTS	2017	2018
REFUGEE FINANCIAL REQUIREMENT	USD 24,333,908	USD 23,260,472
RESILIENCE FINANCIAL REQUIREMENT	USD 23,882,720	USD 18,060,200
3RP TOTAL FINANCIAL REQUIREMENT	USD 48,216,628	USD 41,320,672



CURRENT SITUATION

The overall health response and the provision of health care to Syrian refugees is led by the Government of Turkey. Under the Temporary Protection regime, registered Syrian refugees are eligible to receive the same health care as Turkish nationals, with insurance premiums paid by the Disaster and Emergency Management Presidency (AFAD). The Ministry of Health (MoH) also provides refugees residing in camps with free on-site health services. Non-registered Syrian refugees have no official access to primary or referral health care, but are provided emergency care free-of-charge, and then referred for registration.

Continuous arrivals of refugees in 2015 increased the gap between demands for health services and the capacity of the national health infrastructure. This situation continues with many Syrian patients seeking care at the hospital level, bypassing primary health care, driving up costs and placing extra burden on referral services. Local hospitals scaled-up to cover the most acute needs, but areas hosting large numbers of Syrians continue to face high demands on resources; ultimately

having negative effects on the quality of services for both refugees and host community residents. Registration status, local system variances, language differences, and cross-border trauma-emergency patients, challenge system responsiveness and result in disruptions and delays in the continuity of care for patients.

Syrian refugees face a wide-range of negative effects of displacement that impact their health, wellbeing and access to health services. Language, cultural norms and socio-economic status create barriers for Syrians seeking health care, especially for preventative services, access to medications, medical devices, and specialized services (e.g. sexual and reproductive healthcare, and rehabilitation health care). Increasing mental health and psychosocial needs of refugees outstretches support and treatment capacities.

The MoH has developed procedures to qualify Syrian doctors and nurses to work in the new Migrant Health Clinic (MHC) system; providing family medicine services focused on migrant health. To date approximately 55 of the 260

planned MHCs have been opened. To facilitate the application of work permits for Syrian medical providers, classroom and practical training are required. Additional mechanisms are needed to allow for specialized practice at the hospital level by Syrians. Free, quality medical translation remains limited, especially in referral level care facilities, with language training being developed to increase knowledge and availability of interpreters.

Along with system innovations to include Syrian medical providers, mental health and psychosocial programs have begun work with caregivers for self-care services. Another avenue of preventive care focuses on early detection and services for acute and chronic stress, combating tobacco and drug abuse, depression, and abuse, including GBV survivors, elderly, and children.

With the development of MoH MHCs, sector partners will need to be creative and continue supporting the national health system in order to maintain the high level of services currently provided to the refugee population.



UNICEF/Can Remzi Ergen

NEEDS, VULNERABILITIES AND TARGETING

Population Group		2017		2018	
		Population In Need	Target Population	Population In Need	Target Population
Syrian Refugees	Men	823,900	449,400	823,900	479,360
	Women	697,400	380,400	697,400	405,760
	Boys	639,650	348,900	639,650	372,160
		589,050	321,300	589,050	342,720
Sub Total		2,750,000	1,500,000	2,750,000	1,600,000
Members of Impacted Communities	Men	2,000,000	2,000,000	2,000,000	2,000,000
	Women	2,400,000	2,400,000	2,400,000	2,400,000
	Boys	1,800,000	1,800,000	1,800,000	1,800,000
	Girls	1,800,000	1,800,000	1,800,000	1,800,000
Sub Total		8,000,000	8,000,000	8,000,000	8,000,000
Grand Total		10,750,000	9,500,000	10,750,000	9,600,000

* Institutional support to increase access to health care services will benefit all those living in those areas, including both Syrians and host community members.

Dignified and equitable access to health services can significantly reduce the risk to health in the refugee and host communities. Language barriers, lack of information about how to access available health care services, and variable access to free-of-charge medications, remain major challenges. The lack of interpretation services, especially for secondary health care services, is an underlined gap. Non-registered refugees face barriers in accessing curative and preventative health care.

Women of reproductive age constitute more than 25 percent of the Syrian population (four percent are pregnant-childbearing) and face economic, social and cultural deterrents (e.g. lack of female medical providers) to seeking care in official clinics. The health knowledge and social needs of adolescents and youth also requires increased attention.

Psychosocial effects of war and displacement continue to grow as the conflict continues. Long-term

impacts (such as major depression and PTSD) are more difficult to address, and require more specialized care and family expenditures. For those requiring rehabilitation, physiotherapy and psychological, available support is currently limited. Availability is presently unclear for items such as prosthesis, hearing aids, eyeglasses and home care items. Continuity of care for emergency and specialized cases, including rehabilitation, is insufficient and to be systematically addressed.

Investing in the health care of Syrian refugees through health care system strengthening and integration of Syrian providers, will reduce the pressure on services for host communities and thereby increase overall resilience. The positive impact of health information campaigns, public health measures and the added-value to current strategies by partner agencies, will benefit both refugee and host communities.



UNHCR/Emrah Gürel

STRATEGIC DIRECTIONS & RESPONSE PLAN

The Health Sector partners will continue to support the Ministry of Health (MoH), its relevant institutions and departments, the Turkish Institution of Public Health (TIPH), and the Ministry of Family and Social Policies (MoFSP), to serve the needs of Syrian refugees and host communities. Following the lead of the MoH as the primary service provider, the Sector will focus on building health system resilience through skill, information, and standard sharing; while supporting and augmenting primary and referral health care capacities. The entry point for these interventions is the MoH Migrant Health Clinic system and targeted specialized services. Health services will be designed to assure continuity of care so that Syrian refugees are able to reach the appropriate level of preventative and curative services. Preventative measures against health risks will address issues through health education in Arabic on health rights, how to access health services; and on non-communicable and communicable disease prevention.

Systematic efforts will be made to support disease surveillance, detection and response through the National Health Information System, early-warning systems and by providing intensified

immunization to the Syrian population. Preparedness actions will be taken to maintain a high level of readiness and responsiveness in the Health Sector to improve health risk management.

The Sector will continue to work with the MoH to address barriers and deterrents to seeking health care through the integration of Syrian medical providers into the Turkish health system, increasing the availability of knowledgeable medical translators to help guide Arabic speaking patients through the health care system. Breaking down language and cultural barriers ultimately facilitates Syrian refugees' participation in their own health decision making.

Targeted interventions will address the needs of particularly vulnerable and underserved Syrian refugees and host communities (women, girls, adolescents and youth) with regards to sexual and reproductive health, including interventions on sexual violence and exploitation, provision of targeted child and youth health services. Maternal and newborn health risks will be addressed through improved antenatal care, safe delivery, neonatal care and family planning.

The Syrian population also faces a high burden of non-communicable and chronic diseases; and difficulties affording necessary treatment. Specific programming to increase knowledge on prevention, along with improved curative and rehabilitative service availability will reduce the acuteness of disease, and lessen the burden on referral care services. Mental health and psychosocial needs will continue to be supported, expanding to meet needs at all levels of health care. Health and social safety nets will benefit through strengthening the responsiveness of community level referral systems between partners and government services. A greater focus will be placed on local level engagement between Syrian refugees and service providers in order to better target the needs of communities.

ACCOUNTABILITY FRAMEWORK

The Health Sector strategic priorities, objectives, outputs and indicators have been developed in collaboration between the Sector partners and the MoH. They will be utilized as the basis for technical monitoring and reporting Sector results. Other tools will be used to identify and map health care service delivery and potential gaps, as well as to strengthen communication with beneficiaries. All data gathered will seek disaggregation by age and sex, and be analysed according to demographics and location.

The overall service delivery, health demographics, status and disease control data is collected and managed

by the MoH. The Sector works in close collaboration with the MoH to share timely information on service delivery, population status and needs. The MoH has indicated the need to conduct more in-depth participatory assessments at the community level and Sector partners are ready to engage and support this. Efforts will be made to evaluate the perception of those utilizing Health Sector supported services through appropriate means in the various settings.

The Health Sector facilitates continuous communication for planning and evaluation among partners and the MoH through regular Health Working Group and MHPSS Sub-Working Group

meetings. These are currently conducted in Gaziantep and Izmir, with plans for expansion to Ankara and Istanbul in the future. Enhanced coordination between the Sector partners and MoH will improve communication on strategic approaches, and help to mitigate risks to programs. A standard mechanism for sector performance monitoring will be utilized to gain partner feedback and the development of a Sector action plan.

SECTOR RESPONSE OVERVIEW TABLE

OBJECTIVE 1:	Continuation and strengthening the capacity of essential health service delivery and referral health care, including curative and preventative services for non-communicable and communicable diseases					Q1: Does the output reinforce and/or use of local systems in the provision of goods and services to programme beneficiaries?	Q2: Does the output involve partnering with local responders?	Q3: Does the output support self-sufficiency?	Q4: Does the output contribute to social cohesion/ stability?		
INDICATOR OBJECTIVE 1:	# of consultations received by refugees and impacted host community residents in primary health	BASELINE:	90 000	OBJECTIVE INDICATOR TARGET 2017:	1,115,700	OBJECTIVE INDICATOR TARGET 2018:	991,950	5	4	5	2

A. Refugee Component													
Outputs	Output Indicators	Indicator Target 2017	Indicator Target 2018	Budgetary Requirement (USD)		Budgetary Requirement (USD)		Q1: Does the output reinforce and/or use of local systems in the provision of goods and services to programme beneficiaries?	Q2: Does the output involve partnering with local responders?	Q3: Does the output support self-sufficiency?	Q4: Does the output contribute to social cohesion/ stability?		
				Total for 2017 (USD)	Adolescent/ Youth Budget for 2017	Total for 2018 (USD)	Adolescent/Youth Budget for 2018						
1.1 Maintain targeted refugee (primary and referral) health care service delivery and access levels	1.1.1 # of consultations received by male and female refugees and impacted host community residents in primary health	1,115,700	991,950	13,478,472	1,831,896	12,196,472	1,562,676			1	2		
	1.1.2 # of persons provided with transportation to health facilities (women, men, girls and boys)	10,000	10,000										
Total Budgetary requirements at output level				13,478,472	1,831,896	12,196,472	1,562,676						

B. Resilience Component											
Outputs	Output Indicators	Indicator Target 2017	Indicator Target 2018	Budgetary Requirement (USD)		Budgetary Requirement (USD)		Q1: Does the output reinforce and/or use of local systems in the provision of goods and services to programme beneficiaries?	Q2: Does the output involve partnering with local responders?	Q3: Does the output support self-sufficiency?	Q4: Does the output contribute to social cohesion/stability?
				Total for 2017 (USD)	Adolescent/Youth Budget for 2017	Total for 2018 (USD)	Adolescent/Youth Budget for 2018				
1.2 Increased availability of medical commodities at health care facilities serving refugee and impacted communities	1.2.1 # of Health care facilities providing services to refugee (including MHCs) supported	36	32	5,222,000	540,920	2,100,000	399,800	4	3	1	2
	1.3.1 # of male and female Syrian health care providers trained	1,020	380	5,954,000	0	3,330,000	0	5	4	5	2
	1.3.2 # of male and female Turkish health care providers trained	60	30								
Total Budgetary requirements at output level				11,176,000	540,920	5,430,000	399,800				



OBJECTIVE 2:	Increased access to sexual and reproductive health (SRH) services, including clinical management of SGBV cases for particularly vulnerable groups of Syrian Refugees and host communities (women, girls, adolescents and youth)						Q1: Does the output reinforce and/or use of local systems in the provision of goods and services to programme beneficiaries?	Q2: Does the output involve partnering with local responders?	Q3: Does the output support self-sufficiency?	Q4: Does the output contribute to social cohesion/stability?	
INDICATOR OBJECTIVE 2:	% (#) of migrant health centers supported with sexual and reproductive health services	BASELINE:	unknown	OBJECTIVE INDICATOR TARGET 2017:	50% (# TDB)	OBJECTIVE INDICATOR TARGET 2018:	75% (# TDB)	5	4	2	2
A. Refugee Component											
Outputs	Output Indicators	Indicator Target 2017	Indicator Target 2018	Budgetary Requirement (USD)				Q1: Does the output reinforce and/or use of local systems in the provision of goods and services to programme beneficiaries?	Q2: Does the output involve partnering with local responders?	Q3: Does the output support self-sufficiency?	Q4: Does the output contribute to social cohesion/stability?
				Total for 2017 (USD)		Total for 2018 (USD)					
2.1 SRH services (including maternal health and clinical management of SGBV cases) are available for particularly vulnerable groups and integrated to refugee health care structure	2.1.1 # of Syrian refugees and members of impacted communities who receive SRH services (women, men, girls and boys)	232,250	291,060	9,355,436		1,550,000		10,314,000		2,350,000	
	2.1.2 # of service delivery units providing SRH services	63	74							5	
	2.1.3 # of service delivery units providing at least two contraceptive methods	34	59							4	
2.2 Increased access of refugee adolescents and youth to health information and services	2.2.1 # of refugee male and female adolescents and youth receiving health information services	160,000	75,000			1,500,000		750,000		5	
	2.2.2 # of male and female adolescents and youth participating in targeted youth activities	160,000	75,000							4	
	2.2.3 # of service delivery units providing youth friendly health services	6	10							1	
Total Budgetary requirements at output level				10,855,436		3,050,000		11,064,000		3,100,000	

B. Resilience Component											
Outputs	Output Indicators	Indicator Target 2017	Indicator Target 2018	Budgetary Requirement (USD)		Budgetary Requirement (USD)		Q1: Does the output reinforce and/or use of local systems in the provision of goods and services to programme beneficiaries?	Q2: Does the output involve partnering with local responders?	Q3: Does the output support self-sufficiency?	Q4: Does the output contribute to social cohesion/stability?
				Total for 2017	NLG Budget for 2017	Total for 2018	NLG Budget for 2018				
2.3 Strengthened capacity of health authorities and partners in provision of SRH and SGBV services	2.3.1 # of male and female service providers trained on SRH and clinical management of GBV	730	930	1,482,000	550,000	1,557,000	625,000	5	4	2	2
	2.3.2 # of service providers trained on adolescent health and/or youth friendly health services	100	150								
	Total Budgetary requirements at output level				1,482,000	550,000	1,557,000	625,000			



OBJECTIVE 3:	Strengthened communicable disease surveillance, detection, response (EWARN), and prevention (incl. immunization); and strengthened all-hazard emergency response							Q1: Does the output reinforce and/or use of local systems in the provision of goods and services to programme beneficiaries?	Q2: Does the output involve partnering with local responders?	Q3: Does the output support self-sufficiency?	Q4: Does the output contribute to social cohesion/stability?
INDICATOR OBJECTIVE 3:	% (#) of Syrian refugee children under 5 years received routine vaccination	BASELINE:	unknown	OBJECTIVE INDICATOR TARGET 2017:	90% (# TBD)	OBJECTIVE INDICATOR TARGET 2018:	90% (# TBD)	5	5	3	2
B. Resilience Component											
Outputs	Output Indicators	Indicator Target 2017	Indicator Target 2018	Budgetary Requirement (USD)		Budgetary Requirement (USD)		Q1: Does the output reinforce and/or use of local systems in the provision of goods and services to programme beneficiaries?	Q2: Does the output involve partnering with local responders?	Q3: Does the output support self-sufficiency?	Q4: Does the output contribute to social cohesion/stability?
				Total for 2017 (USD)	Adolescent/Youth Budget for 2017	Total for 2018 (USD)	Adolescent/Youth Budget for 2018				
Output 3.1 Increased access to preventive measures of communicable diseases and immunization services	3.1.1 # of Syrian refugee children under 5 years received routine vaccination	TBD	TBD	781,000	4,000	706,500	5,500	5	4	1	2
	3.1.2 # of pregnant women receiving tetanus shots	7,400	8,400								
Output 3.2 Syrian refugees and host community have increased awareness on the prevention of communicable disease	3.2.1 # of refugees who attend awareness raising activities on STIs, including HIV	84,000	86,000	489,000	13,000	508,500	19,500	5	4	3	2
	3.3.1 # of cases of Syrian children with Acute Flaccid Paralysis (AFP) with samples taken and tested	10	10								
Output 3.3 Primary and public health care capacity to prevent communicable diseases including vector-borne diseases strengthened	3.3.2 # of provinces with outbreak response teams trained and equipped	8	8	859,720	50,000	729,200	75,000	5	4	3	2
	3.3.3 # of service providers trained on communicable disease prevention, diagnosis and case management (e.g. immunization, STI counselling)	180	244								
Total Budgetary requirements at output level				2,129,720	67,000	1,944,200	100,000				


OBJECTIVE 4: Increased access to Non-communicable disease (NCD), Mental Health and Psychosocial Support Services (MHPSS) and rehabilitation services at all levels of health services

INDICATOR OBJECTIVE 4:	# of PHC health facilities focusing on refugee services with an integrated and standardized approach on MHPSS and NCD care	BASELINE: 30	OBJECTIVE INDICATOR TARGET 2017:	160	OBJECTIVE INDICATOR TARGET 2018:	210	5	4	Q1: Does the output reinforce and/or use of local systems in the provision of goods and services to programme beneficiaries?	Q2: Does the output involve partnering with local responders?	Q3: Does the output support self-sufficiency?	Q4: Does the output contribute to social cohesion/stability?
B. Resilience Component												
Outputs	Output Indicators	Indicator Target 2017	Indicator Target 2018	Budgetary Requirement (USD)			Adolescent/Youth Budget for 2018	Total for 2018 (USD)	Adolescent/Youth Budget for 2017	Total for 2017 (USD)	Adolescent/Youth Budget for 2018	Total for 2018 (USD)
				Total for 2017 (USD)	Adolescent/Youth Budget for 2017	Adolescent/Youth Budget for 2018						
4.1 Refugee health centers and host community clinics have enhanced MHPSS services (mhGAP and essential PSS); with strong integration at the referral and community levels	4.1.1 # of MHPSS consultations provided in (supported) refugee health centers and host community clinics (sex and age disaggregated reporting)	801,400	1,426,400									
	4.1.2 # of migrant health centers and host community clinics with at least two (2) health staff trained on MHPSS services including screening and referral (mhGAP)	245	322	5,222,000	627,500	5,410,500	698,000	5	4	4	3	
	4.1.3 # reached by health promotion activities on MHPSS through psycho-education done in partnership between PHCs and refugee communities (sex and age disaggregated reporting)	82,500	102,500									
4.2 Level of knowledge, skills and standardization in the provision of MHPSS is increased at the primary health care and referral levels, with strong integration at the community level	4.2.1 # male and female translators from the secondary and tertiary level of care trained on basic mental health and PSS patient interaction skills	420	170	745,000	94,000	635,500	67,500	5	4	4	2	
	4.2.2 # of male and female health service providers trained on self-care	165	195									
4.3 Refugee health centers and host community clinics have enhanced non-communicable disease (NCD) interventions through increased level of knowledge, skills and standardization (PEN) with strong integration at the referral and community levels	4.3.1 # of NCD consultations provided in (supported) refugee health centers and host community clinics (sex and age disaggregated reporting)	1,476,000	2,496,000									
	4.3.2 # of refugee health centers and host community clinics with at least two (2) health staff trained on NCD services (PEN)	155	205	3,128,000	57,000	3,083,000	57,000	5	4	4	2	
	4.3.3 # of people with disabilities receiving self-care training along with the provision of an appropriate assistive devices for each individual (disaggregated results by women, men, girls and boys)	4,800	4,800									
Total Budgetary requirements at output level				9,095,000	778,500	9,129,000	822,500					



SECTOR FINANCIAL REQUIREMENTS BY AGENCY

Sector Financial Requirements by Agency	Total Jan-Dec 2017 (USD)			Total Jan-Dec 2018 (USD)		
Agency/Organization	Refugee Component	Resilience Component	Total (USD) for 2017	Refugee Component	Resilience Component	Total (USD) for 2018
International Organization for Migration	2,220,000	500,000	2,720,000	2,220,000	500,000	2,720,000
United Nations Children's Fund	0	500,000	500,000	0	500,000	500,000
United Nations High Commissioner for Refugees	5,438,708	192,000	5,630,708	4,258,472	192,000	4,450,472
United Nations Population Fund	6,200,000	2,300,000	8,500,000	7,800,000	2,850,000	10,650,000
World Health Organization	0	11,805,000	11,805,000	0	6,160,000	6,160,000
Other Partners	10,475,200	8,585,720	19,060,920	8,982,000	7,858,200	16,840,200
Total requirements	24,333,908	23,882,720	48,216,628	23,260,472	18,060,200	41,320,672



BASIC NEEDS SECTOR RESPONSE

Lead Agencies	UNHCR and WFP	
Appealing Partners	IOM, UNDP, UNFPA, UNHCR, UNICEF, WFP and NGO partners	
Other Partners	AFAD, MoFSP, MoI TRC and other NGO partners	
Objectives	<ol style="list-style-type: none"> 1. Improve living conditions of the most vulnerable refugees in camps, urban, peri-urban and rural areas and members of impacted communities; 2. Strengthen national and local capacities to provide welfare and public services ensuring social cohesion. 	
GENDER MARKER	1	
FINANCIAL REQUIREMENTS	2017	2018
REFUGEE FINANCIAL REQUIREMENT	USD 867,164,963	USD 920,138,564
RESILIENCE FINANCIAL REQUIREMENT	USD 118,810,305	USD 142,190,960
3RP TOTAL FINANCIAL REQUIREMENT	USD 985,975,268	USD 1,062,329,524



CURRENT SITUATION

The Government of Turkey has demonstrated a high level of commitment in providing Temporary Protection and assistance to approximately 2,750,000 Syrian refugees living in the country. Currently, 10 per cent of them reside in 26 refugee camps, while 90 per cent live among and are hosted by local Turkish communities. In this environment, 3RP partners are committed to support meeting the basic needs and improving the living conditions of the most vulnerable.

While refugees living in camps have access to organized assistance provided by the Disaster and Emergency Management Presidency (AFAD) with the support of 3RP partners, Syrian refugees in urban, peri-urban and rural areas are facing increasing difficulties in accessing essential goods and services, which are critical to their survival and basic well-being. A large percentage has been forced to reside in overcrowded or substandard shelters with challenging sanitation and hygiene conditions.

Generally, it has become difficult to obtain affordable housing arrangements and ensure secure tenancies.

Even though the Regulation on Work Permits for Foreigners under Temporary Protection was adopted as of January 2016, access to the labour market remains a challenge for most Syrian refugees, considering the limited number of work permits granted so far, the limited job opportunities available and the related overlap in skills sets between Syrian refugees and members of the impacted communities. Many refugees are still engaged in informal employment, and are often subject to exploitation, discrimination and harassment. As long as Syrian refugees continue to face challenges in becoming more self-reliant in Turkey, they will continue to depend on assistance from governmental institutions and the international community.

If needs are insufficiently addressed, vulnerable refugees are left with no option

but to resort to extreme negative coping mechanisms and could face specific protection risks. Therefore, 3RP partners will continue to provide assistance and will work closely with the Ministry of Family and Social Policies (MoFSP) to establish the Emergency Social Safety Net (ESSN) and integrate vulnerable refugees into the governmental welfare system.

At the same time, given the uncertain situation in the region, and considering that two major emergencies occurred in September 2014 and June 2015, members of the Sector will be prepared to support AFAD in potential new emergencies with the provision of assistance for new arrivals. Through the inter-agency coordination structure, 3RP partners will continue to develop contingency plans and will conduct regular review and coordination of stockpiles, including emergency stocks of tents, core relief items, medicines and equipment.



UNHCR/Andrew McConnell

NEEDS, VULNERABILITIES AND TARGETING

Population Group		2017		2018	
		Population In Need	Target Population	Population In Need	Target Population
Syrian Refugees	Men	823,900	823,900	823,900	823,900
	Women	697,400	697,400	697,400	697,400
	Boys	639,650	639,650	639,650	639,650
	Girls	589,050	589,050	589,050	589,050
Sub Total		2,750,000	2,750,000	2,750,000	2,750,000
Members of Impacted Communities	Sub Total	8,000,000	1,636,000	8,000,000	1,800,000
Grand Total		10,750,000	4,386,000	10,750,000	4,550,000

Syrian refugees living in urban, peri-urban and rural areas have great difficulty meeting their basic needs, given their minimal financial means in a country where living costs are high. Findings from a pre-assistance baseline study conducted by the World Food Programme (WFP) and the Turkish Red Crescent (TRC) in 2015 indicate that approximately 90 per cent of refugees in the southeast region live below the Turkish poverty line. They resort to negative coping mechanisms, often

facing insecure tenancy and living in unsanitary conditions.

In addition, a substantially large number of refugees increase their spending to cover winter-related needs, while having access to fewer job opportunities due to the change in weather conditions. Targeting and vulnerability criteria are, therefore, essential to identify the most vulnerable households and provide assistance, both throughout the year and specifically during the winter months.

Demographic criteria will be used by the MoFSP and its ESSN programme to identify vulnerable refugees: single or elderly headed households, presence of persons with disabilities or children, and dependency ratio, will be some of the considerations used to identify those in need of assistance. The verification exercise to be conducted by the Directorate General of Migration and Management (DGMM) and additional vulnerability studies will be used to enhance targeting methodologies.



UNHCR/Emrah Gürel

STRATEGIC DIRECTIONS & RESPONSE PLAN

The initial emergency response to support Syrian refugees in Turkey has morphed into an approach aimed at addressing complex vulnerabilities in a protracted crisis situation, addressing both the immediate needs of the most vulnerable refugees and formulating and supporting medium and long-term strategies to increase the resilience of both the refugees and the host community systems and national structures. The objectives of this approach are to improve the living conditions of the most vulnerable refugees and members of host communities, keeping in mind gender-based considerations, and to strengthen the capacities of national and local institutions to provide welfare and public services, thus ensuring social cohesion.

The progressive destitution of Syrian refugees after many years of displacement has increased the necessity to meet their basic needs. Therefore, the Basic Needs Sector budget has notably increased from USD \$ 221,575,700 in 2016, to USD \$ 985,975,268 in 2017 and USD \$ 1,062,329,524 in 2018, after the incorporation of the ESSN programme of the MoFSP. Aside from the ESSN budget, across all other components the total resilience budget of the overall 3RP has increased from 24 percent in 2016 to 26 percent in 2017 and 28 percent in

2018. In the layout version, highlighted numbers are different.

3RP partners will continue to support the Government in meeting the most pressing needs of Syrian refugees through a combination of multi-purpose cash and vouchers⁷, core relief items, dignity and maternity kits, as well as shelter and WASH assistance. The ESSN will provide assistance to one million Syrian refugees through monthly multi-purpose cash transfers linked to the national assistance system of the MoFSP. Supplementary programmes will address the specific socio-economic vulnerabilities and additional needs such as winter support for more than 600,000 individuals, through cash grants.

In-kind distributions of core relief items will be prioritized for refugees living in camps and the most vulnerable refugees in communities, or where cash schemes cannot be implemented due to operational or market constraints. A combination of cash-based interventions and core relief items will be provided in times of emergency or for new arrivals. At all levels, the response strategy will be guided by principles to strengthen the overall protection environment for refugees, including men, women, children, the elderly, and persons with disabilities.

The shelter and WASH strategy will support the Government in maintaining proper conditions of, and access to, sanitation and hygiene facilities and services in camps, and in municipalities hosting large numbers of refugees. While the continuous provision of in-kind and monetized hygiene kits will address the short term needs of the refugees, hygiene promotion activities will increase the capacity of refugees to better cope with their living conditions.

3RP partners will also contribute to strengthening the physical, technical and operational capacity of the Ministry of Interior (MoI) and local authorities to ensure efficient municipal basic services in response to the increased demand, including municipal solid waste management, promoting social cohesion and indirectly benefiting over 9 million refugees and host community members. The Sector will, in coordination with other Sectors, strengthen the capacities and resilience of municipalities through development of simplified service delivery standards, provision of required equipment and skills development. Support will also be provided for improvement and rehabilitation of socio-economic community infrastructure.



UNHCR/Emrah Gürel

⁷ Multi-purpose cash-based interventions (including ESSN) will be coordinated within the Basic Needs Sector to ensure synergy and avoid duplication, while conditional cash (such as education assistance) will remain coordinated by the relevant sectors.

ACCOUNTABILITY FRAMEWORK

Members of the Basic Needs Sector will continue to work closely with the Government of Turkey in the overall refugee and resilience response to the Syria crisis. Refugees and members of impacted communities will receive assistance coordinated with AFAD, MoFSP, MoI, local authorities and other UN Agencies and NGOs. Similarly, effective participation in the Basic Needs Sector working groups at national and provincial levels, will help managing pressure on host communities, strengthening the overall protection environment for refugees, supporting capacities of basic service providers and offering assistance to the most vulnerable in order to meet basic needs.

Collaboration and coordination with other sectors will be ensured by strengthening

mechanisms for identification of persons with specific protection risks and socio-economic vulnerabilities, and their respective referral for inclusion in welfare programmes and further support to promote development of livelihoods opportunities.

The need to implement effective monitoring and outreach has been recognized, both to guarantee efficient use of resources and as a critical safeguard to ensure that the most vulnerable refugees are identified and assisted. A combination of household visits, information gathered by service providers and registration verification exercises will inform targeting criteria and the definition of delivery mechanisms to assist refugees in a dignified and adequate manner.

3RP partners will conduct participatory assessments with the aim of involving affected population in decision-making and programme design, ensuring gender balance participation. Similarly, members of the Sector will maximise transparent communication with affected populations regarding selection criteria and entitlements. Effective and accessible feedback and complaints mechanisms will be implemented to ensure continual improvement of programme quality and response to basic needs.

Hamdo and Hamadi are an elderly Syrian refugee couple living in Gaziantep. They fled Aleppo, Syria three and half years ago with their family after a rocket hit their house and killed their son Ali and his children.

Life has been hard in Turkey. Cost of living is high, especially in the city. Their other adult children who have also fled to Turkey, struggle to make ends meet for their own families and find it difficult to also support their parents,. As a result, the couple lives alone in a small apartment in a neighbourhood where many other Syrian refugees reside. The apartment is furnished with some chairs, a cot, an old blanket, and two framed photos of their son Ali and his children. The couple has sold some of their belongings such as spare furniture, a stove, and humanitarian relief goods which they had received from aid agencies, in exchange for money to pay their rent (250 Turkish Lira equivalent to 80 USD per month).

Identified as a vulnerable case, the couple was provided with rental assistance for an initial period of three months. While thankful and relieved to this assistance, the couple is still anxious about their future: what will happen to them when the rental assistance finishes and the winter comes? At the end of the rental assistance, their case will be re-reviewed and additional support may be provided, additionally they will be referred for winterization assistance to help them keep warm over the winter.

Hamdo and Hamadi are among hundreds of thousands of vulnerable Syrian families in Turkey facing increasing destitution after years of displacement, who require immediate and sustainable assistance to ensure a life in safety and dignity.



IOM / Muse Mohammed

66 | SECTOR RESPONSE OVERVIEW TABLE

OBJECTIVE 1:	Improved living conditions of the most vulnerable refugees living in camps, urban, peri-urban and rural areas and members of impacted communities			
INDICATOR OBJECTIVE 1:	Percentage of targeted vulnerable refugees with access to essential goods and services (disaggregated by numerator and denominator) Percentage of beneficiary households satisfied with CRI, WASH, and shelter solutions and multipurpose cash assistance (disaggregated by numerator and denominator)	BASELINE: 0	OBJECTIVE INDICATOR TARGET 2017: - 80% - 75%	OBJECTIVE INDICATOR TARGET 2018: - 100% - 75%

- Target 2017: 2,397,600 individuals (2,097,600 CBI + 300,000 camps)
- Target 2018: 2,339,700 individuals (2,039,700 CBI + 300,000 camps)

A. Refugee Component										
Outputs	Output Indicators	Indicator Target 2017	Indicator Target 2018	Budgetary Requirement (USD)		Q1: Does the output reinforce and/or use of local systems in the provision of goods and services to programme beneficiaries?	Q2: Does the output involve partnering with local responders?	Q3: Does the output support self-sufficiency?	Q4: Does the output contribute to social cohesion/stability?	
				Total for 2017 (USD)	Total for 2018 (USD)					
Output 1.1 Vulnerable refugees have access to adequate shelter conditions	Number of persons benefiting from assistance to access adequate shelter solutions (disaggregated by sex, age, location and camp/non-camp settings if data is available)	40,010	42,510	9,030,000	10,380,000	2	3	2	3	
	Number of persons benefiting from transportation services (disaggregated by sex, age, location and camp/non-camp settings if data is available)	29,100	29,100							
	Number of cases referred for legal assistance on shelter tenancy (disaggregated by sex, age, location and camp/non-camp settings if data is available)	10,100	15,100							
Output 1.2 Vulnerable refugees have access essential goods and services in a safe and dignified manner	Number of persons benefiting from cash-based interventions (disaggregated by sex, age, location and camp/non-camp settings if data is available)	1,873,600	1,815,700							
	Number of persons benefiting from core relief items (disaggregated by sex, age, location and camp/non-camp settings if data is available)	445,650	495,000	849,032,463	900,261,897	4	5	4	3	
	Number of HH who reported reduced used of negative coping strategies as a result of the assistance	757,580	756,380							
Output 1.3 Refugees have access to adequate and gender appropriate WASH, health and dignity items	Number of persons benefiting from hygiene kits or sanitary items (disaggregated by sex, age, location and camp/non-camp settings if data is available)	718,450	967,617							
	Number of persons benefiting from dignity, maternity or baby kits (disaggregated by sex, age, location and camp/non-camp settings if data is available)	3,800	4,800	9,102,500	9,496,667	2	3	2	3	
Total budgetary requirements at objective level (Refugee Component)				867,164,963	920,138,564					


B. Resilience Component										
Outputs	Output Indicators	Indicator Target 2017	Indicator Target 2018	Budgetary Requirement (USD)		Q1 : Does the output reinforce and/or use of local systems in the provision of goods and services to programme beneficiaries?	Q2: Does the output involve partnering with local responders?	Q3: Does the output support self-sufficiency?	Q4: Does the output contribute to social cohesion/stability?	
				Budgetary Requirement (USD)						
				Total for 2017 (USD)	Total for 2018 (USD)					
Output 1.4 Basic needs sectoral chapter of contingency plan developed with government authorities for emergency preparedness and response	Sectoral chapter for contingency plan developed (yes/no)	YES	YES							
	Number of provinces with access to contingency stock	21	21	12,653,965	14,655,967	4	4	1	1	
Output 1.5 Enhanced capacities of refugees and members of impacted communities to maintain WASH conditions	Number of persons participating in hygiene-awareness sessions (disaggregated by sex, age, location and camp/non-camp settings if data is available)	161,700	230,867	1,660,500	1,655,667	3	2	2	1	
	Total budgetary requirements at objective level (Refugee Component)			14,314,465	16,311,634					

OBJECTIVE 2:	Strengthened national and local capacities to provide welfare and public services ensuring social cohesion					- Target 2017: 4 municipalities + 2 national institutions	
INDICATOR OBJECTIVE 2:	Percentage of targeted institutions provided with support to deliver basic services to refugees and host communities (disaggregated by numerator and denominator)	BASELINE:	-	OBJECTIVE INDICATOR TARGET 2017:	100%	OBJECTIVE INDICATOR TARGET 2018:	80%
							- Target 2018: 7 municipalities + 2 national institutions

B. Resilience Component									
Outputs	Output Indicators	Indicator Target 2017	Indicator Target 2018	Budgetary Requirement (USD)		Q1: Does the output reinforce and/or use of local systems in the provision of goods and services to programme beneficiaries?	Q2: Does the output involve partnering with local responders?	Q3: Does the output support self-sufficiency?	Q4: Does the output contribute to social cohesion/ stability?
				Total for 2017 (USD)	Total for 2018 (USD)				
Output 2.1 National and local authorities provided with support for construction, maintenance and improvement of infrastructure in camps and urban, peri-urban and rural areas	"Number of refugees and members of impacted communities directly benefited by expanded coverage of governorate and municipal services (disaggregated by sex, age, location and camp/non-camp settings if data is available)"	4,000,300	4,500,300						
	Number of governorates and municipalities supported with in camp and urban, peri-urban and rural infrastructure services	4	7	54,050,000	64,435,000	5	5	3	4
	"Number of WASH containers provided (disaggregated by number of individuals benefited, sex, age, location and camp/non-camp settings if data is available)"	100	110						
Output 2.2 Capacities of governorates and municipalities with high concentration of refugee population to plan, design and provide services to their residents expanded	Number of service areas in which governorates and municipalities receive technical support for better service delivery	2	4	29,580,000	39,580,000	5	5	3	4
	Number of ESSN centers established and SASF offices supported	43	43						
Output 2.3 Strengthened emergency social safety net structures to assist vulnerable refugees	Number of vulnerability studies conducted to enhance targeting methodologies	2	2	20,865,840	21,864,326	5	5	4	4
	Number of referrals in and out of the ESSN	61,463	48,200						
Total budgetary requirements at objective level (Resilience Component)				104,495,840	125,879,326				

SECTOR FINANCIAL REQUIREMENTS BY AGENCY

Sector Financial Requirements by Agency	Total Jan-Dec 2017 (USD)			Total Jan-Dec 2018 (USD)		
Agency/Organization	Refugee Component	Resilience Component	Total (USD) for 2017	Refugee Component	Resilience Component	Total (USD) for 2018
International Organization for Migration	20,675,000	-	20,675,000	20,675,000	-	20,675,000
United Nations Children's Fund	8,000,000	-	8,000,000	5,200,000	-	5,200,000
United Nations Development Programme	-	77,000,000	77,000,000	-	97,000,000	97,000,000
United Nations High Commissioner for Refugees	131,262,250	6,493,955	137,756,205	195,520,000	6,878,955	202,398,955
United Nations Population Fund	4,100,000	560,000	4,660,000	4,100,000	560,000	4,660,000
United Nations World Food Programme	688,450,213	24,955,850	713,406,063	682,366,897	26,401,338	708,768,235
Other Partners	14,677,500	9,800,500	24,478,000	12,276,667	11,350,667	23,627,334
Total requirements	867,164,963	118,810,305	985,975,268	920,138,564	142,190,960	1,062,329,524



LIVELIHOOD

SECTOR RESPONSE

Lead Agencies	UNDP	
Appealing Partners	FAO, ILO, IOM, UNHCR, UNDP, UNIDO, UNWOMEN NGO partners	
Other Partners	AFAD, GAP RDA, ISKUR, MoLSS, MoFAL, MoFSP, TOBB, municipalities	
Objectives	Improved livelihoods and living conditions, including better and decent work conditions both for Syrians and host communities	
GENDER MARKER	2a	
FINANCIAL REQUIREMENTS	2017	2018
REFUGEE FINANCIAL REQUIREMENT	USD 7,000,000	USD 8,000,000
RESILIENCE FINANCIAL REQUIREMENT	USD 97,859,300	USD 117,228,667
3RP TOTAL FINANCIAL REQUIREMENT	USD 104,859,300	USD 125,228,667



CURRENT SITUATION

The adoption of the Regulation on Work Permit of Refugees under Temporary Protection (hereafter Regulation on Work Permit) in January 2016 has been a progressive response by the Turkish Government in promoting access to formal employment for the Syrian population. However, there was a rise in the Turkish unemployment figures in 2015 which continues to challenge the absorption of any additional labour force. The estimated work permits currently extended to the Syrians under temporary protection is around 10,000.⁸

As employment and livelihoods opportunities impact a wide range of the population, a joint response with other sector partners, through a cross sectoral approach, including Protection, Education and Basic Needs, is critical in strengthening the response and mitigating against negative coping mechanisms resulting from economic hardship of families.

Although the Regulation on Work Permit is in place, there is a need to further strengthen capacities of national and local actors in implementing it. While the Regulation mandates government agencies like the Ministry of Labour and Social Security (MoLSS) and the Turkish Employment Agency (ISKUR) to provide formal employment services to Syrian refugees, the institutional infrastructure will require support to ensure the increased needs are met.

Sector partners carried out a study on the Absorption Capacity and Potential of the Labour Market in 2016. The report emphasizes the need to create additional jobs for both host community members and Syrian refugees to maintain current levels of employment and has identified economic sectors that have high potential to create jobs for the Syrian workforce. The report also shows that skills of the Syrian refugees and host community members are similar, particularly in the border provinces, creating a risk of competition. The need



IOM/Muse Mohammed

for additional skilled labour opportunities was identified in both agricultural and non-agricultural sectors.

The Livelihoods Sector plan responds to these challenges by addressing the labour demand and supply side.

This includes support to enhance local market expansion and job creation in non-agricultural and agricultural sectors, while also strengthening the employability of Syrians and host community members, with a specific focus on women and youth.

⁸ Around 15,000 Syrians have been provided with work permit by MoLSS since 2011. After the enactment of the "Regulation on Work Permit of Refugees Under Temporary Protection" on 15 January 2016, around 10,000 Syrians have been provided with work permit. Those include men and women holding valid residence permit as well as refugees under Temporary Protection.

NEEDS, VULNERABILITIES AND TARGETING

Population Group		2017		2018	
		Population In Need	Target Population	Population In Need	Target Population
Syrian Refugees	Men	357,819	53,525	357,819	65,148
	Women	299,834	22,939	299,834	27,920
Sub Total		657,653	76,464	657,653	93,068
Members of Impacted Communities	Men		80,288		97,722
	Women		34,409 ⁹		41,881
Sub Total		8,000,000	114,697	8,000,000	139,603
Grand Total		8,657,653 ¹⁰	191,161*	8,657,653	232,671*

* Note: The target figures in terms of direct beneficiaries under the Livelihoods Sector for Syrian refugees and host community members is lower compared to other sectors. This is due to the longer term and intensive, high cost support required to provide beneficiaries with sustainable jobs and livelihoods opportunities. Moreover, Livelihoods sector target both host communities and refugees together in its interventions to address sensitiveness of the local labour market dynamics through social cohesion and peaceful co-existence perspectives. In addition to activities directly benefitting the target population, the Sector plan includes considerable support to strengthen institutional capacities, awareness raising, knowledge management and coordination.

Syrian refugees are often engaged in informal, irregular and low paid employment, impacting women, youth and children by forcing them into negative coping mechanisms, such as survival sex, polygamy and early marriage, often because of limitations to access to education and issues in attendance.¹¹

The Regulation on Work Permit now allows access for Syrian refugees to formal employment (including seasonal agriculture workers by obtaining a work permit exemption) and the administrative procedure is fairly manageable. However, the limited availability of employment opportunities, particularly for women, may continue to challenge the required access to jobs for Syrians.

Also, the challenges of job matching and placement continue to be pressing in the agriculture sector, which absorbs the largest share of the labour force in most provinces with high concentration of refugees, including informal labour.

The labour supply is currently estimated at 2.4 million (including Syrian refugees), which would reach nearly 2.6 million by 2018. The current labour demand is estimated to be approximately two million, and could further increase to 2.1 million (if including Syrians). With an unemployment rate of eight percent, this suggests a need to create around 260,000 jobs between 2016 and 2018 (inclusive). This would be in addition to the jobs that structural economic growth would already create.¹²

Livelihoods support has so far primarily focused on communities in border provinces where the concentration of Syrian refugees is the highest. This will continue to be the case under the current plan. However, because the refugee population expanded to other regions and formal work permits are now accessible for Syrians throughout the country, there is a need to also expand support to other regions, both rural and urban and peri-urban areas. Sustainable agriculture and rural livelihood opportunities are needed to mitigate the urban pull factor, risking competition with the most vulnerable local workforce, marginalization and informal labour exploitation.

⁹ A breakdown of 70% men and 30% women in terms of target figures is assumed based on the national labour force participation amongst Turkish nationals. <http://www.turkstat.gov.tr/PreHaberBultenleri.do?id=21567>

¹⁰ Populations in need relate to only youth and adults age groups in need of employability and vocational skills training, namely 15-64. According to DGMM, 657,653 Syrian refugees (357,819 men, 299,834 women) are in the labour force age group as of October 2016 (source: http://www.goc.gov.tr/icerik3/gecici-koruma_363_378_4713). The national average labour force participation rate was 51.3% in 2015 in Turkey. Based on this, for planning purposes, the labour force participation amongst Syrians is estimated at 40%. MoD estimates are higher at around one million Syrian men and women who should be newly included in the labour market.

¹¹ Assessment on the Absorption Capacity of the Local Labour Market, UNDP 2016; Perspectives, Expectations and Suggestions of the Turkish Business Sector on Syrians in Turkey (December 2015), Turkey Confederation of Employer Associations.

¹² Absorptive capacities and Potential of Local Labour Market Capacities, UNDP, 2016

STRATEGIC DIRECTIONS & RESPONSE PLAN

Sector partners will focus on the labour market supply and demand sides through support to the creation of new job opportunities and facilitating employment of Syrians in the formal labour market.

The Regulation on Work Permit was followed by the International Labour Force Law enacted in August 2016, which called for the establishment of a new Directorate General under the MoLSS for policy on labour migration, including Syrians. Strengthening the capacities of institutions like ISKUR (which is responsible for the provision of active and passive labour market programmes) and the Directorate General for the International Workforce (as the main responsible body for policy making on labour and employment issues) under the MoLSS is a major strategic focus.

Employability - Sector partners will enhance employability through, amongst other support, TVET, language and business skills training.

Assessments - Sector partners and Government assessments highlight the need to assess profiles of the Syrian workforce for better jobs and livelihoods support. Although Government registration has been streamlined into the Directorate General of Migration Management (DGMM) since 2014 and gender/age disaggregated data has been published since January 2016, more detailed information on education/skill profiles and vulnerability information on Syrians would help strengthen evidence based planning and evaluation by the Sector partners. Sector partners will carry out additional market assessment as well profiling of refugees, to ensure livelihoods support is aligned with market demand.

Coordination - Sector partners will coordinate interventions and dedicate efforts to support to data management and platforms to share information for instance.

Institutional capacity support - It is important to ensure that employers, employees and job seekers are aware of legislative frameworks, rights and obligations. The Sector Partners will support awareness raising efforts and share knowledge and experience with the Government in support of the implementation of the Regulation, including planning, knowledge management, experience sharing, and awareness raising.

Private sector - The Sector plan focuses on strengthened involvement of the private sector to build on economic opportunities and jobs for affected communities, and include pilot initiatives.

The Sector plan is based on 1,644,132 Syrians of working ages (ages 15-64), with 657,653 of them to be included in the labour market. Pre-crisis labour force participation rate (LFPR) amongst Syrians was 73 percent for men and 14 percent for women).¹³ Support to entrepreneurship is needed, because some Syrian refugees have established their own business or plan to do so. Designing specific interventions for women remains important to ensure that women have better opportunities in the labour market, contributing to their empowerment and reducing risks of SGBV. Other forms of labour such as home-based employment can also be a potential livelihoods source.

The Sector Plan also aims to enhance social cohesion between refugees and host community members. Firstly, it will contribute to reduce social tensions due to competition for access to jobs and livelihoods opportunities. It complements similar efforts under the Basic Needs Sector which aims to reduce tensions over access to municipal services. Secondly, it will explicitly target both refugees and host community members. Thirdly, it will implement targeted social cohesion interventions, including the promotion of community dialogue and awareness raising. Community engagement overall is a core part of the livelihoods

interventions, including participatory planning through municipalities where possible.

Sector partner interventions will contribute to resilience at individual, community and institutional levels, by strengthening the self-reliance of refugees and host community members, contribute to market development and job creation as well as the capacities of relevant institutions.

Livelihoods Sector partners will work closely with the Basic Needs, Food Security and Education Sectors to ensure coordinated interventions. Agricultural livelihoods support is covered under both the Livelihoods Sector (i.e. if primarily aimed to create livelihoods opportunities) and the Food Security Sector (if primarily aimed to enhance access to quality food). Formal, accredited vocational education and training (TVET) is covered under the Education Sector. Unaccredited and non-formal TVET and language training are covered under the Livelihoods Sector as part of labour supply development. Livelihoods Sector partners will coordinate the various TVET related interventions to ensure complementarity, avoid overlap and align with market demand.

Public works and emergency employment are covered under Livelihoods Sector where the primary objective is to enhance jobs and livelihoods; and under the Basic Needs Sector where the primary objective is service delivery. Awareness raising efforts on access to justice and legal aid (under the Protection Sector) and on labour related rights (under the Livelihoods Sector) jointly contribute to address negative coping mechanisms.

¹³ Absorptive Capacity and Potential of Local Labour Markets Assessment, UNDP 2016.

ACCOUNTABILITY FRAMEWORK

A recently completed comprehensive study Assessment of Absorption Capacity and Capacity of the Local Labour Market (March 2016) has been used as a basis for the current Sector plan. However, additional vulnerability information and skill/education profile of Syrians are still needed and would help 3RP partners under all Sectors, including the Livelihoods Sector with better, more evidence based planning.

Impacted institutions, communities and refugees have been involved in the planning, implementation and evaluation processes through focus group discussions, refugee and community representatives and increasingly refugee volunteers. The Livelihoods Sector partners have also established coordination mechanisms in both Ankara and Gaziantep and are monitoring the activities to the extent possible to strengthen the accountability of the 3RP implementation.

Projects will be delivered by the 3RP partners in collaboration with local mechanisms and in close cooperation with the respective Government counterparts. Livelihoods Sector partners will increasingly establish partnerships with the private sector, NGOs and various urban centres in planning and implementing interventions in this Sector.

Holding Optimism: A story of integration

Husham Beyazit is 31 years old, and fled his Syrian hometown, Aleppo to Turkey four years ago, together with his parents and one brother. His family currently lives in Mersin but Husham lives in Gaziantep for professional reasons.

Prior to the war, Husham travelled around the world and learnt about marketing and sales from his previous work and studies. He received a degree in clinical pharmacy from the University of Cambridge in United Kingdom. In Aleppo, Husham worked for three years at Novartis as a product specialist, focusing on patients with osteoporosis.

Fluent in Arabic, Turkish and English, Husham currently holds a representative position in a Turkish medical company, which provides health care services to both locals and foreigners. At the same time, Husham is working on an advanced medical degree at the University of Gaziantep.

Although Husham has recently been granted permanent residency in Canada, he declined this offer, "Turkey is my second home. My family members are here and I am recently engaged to a Turkish woman." Husham believes that cultural similarities are important allowing him to integrate successfully into the host country. He is grateful for the hospitality which he and his family have received in Turkey.

Husham took part in the training programs provided by 3RP partners, on foreign trade, sales and marketing. "These courses are very useful, not only in providing new knowledge, but also in providing psychological support through bringing a group of Syrians together that helps us to look forward to the future with hope. It is also important for us to know that our host country Turkey encourages the development and integration of Syrians into its society."



UNDP/Sila Alici

OBJECTIVE 1:	Improved livelihoods and living conditions, including better and improved decent work conditions both for Syrians and host communities	Q1: Does the output reinforce and/or use of local systems in the provision of goods and services to programme beneficiaries?				Q2: Does the output involve partnering with local responders?	Q3: Does the output support self-sufficiency?	Q4: Does the output contribute to social cohesion/ stability?		
		BASELINE:	TBD	OBJECTIVE INDICATOR TARGET 2017:	191,161	OBJECTIVE INDICATOR TARGET 2018:	228,771	3	4	3
INDICATOR OBJECTIVE 1:	# and percentage of targeted Syrians and host community members with increased access to vocational training and livelihoods opportunities									

A. Refugee Component											
Outputs	Output Indicators	Indicator Target 2017	Indicator Target 2018	Budgetary Requirement (USD)		Budgetary Requirement (USD)		Q1: Does the output reinforce and/or use of local systems in the provision of goods and services to programme beneficiaries?	Q2: Does the output involve partnering with local responders?	Q3: Does the output support self-sufficiency?	Q4: Does the output contribute to social cohesion/ stability?
				Total for 2017 (USD)	Adoles-cent/Youth Budget for 2017	Total for 2018 (USD)	Adoles-cent/Youth Budget for 2018				
Output 1.1 Improved economic opportunities for specific refugee groups such as youth and most vulnerable (SGBV survivors and victims of child labor) Syrian Refugees and host communities	# of livelihoods initiatives for refugee youth and host communities supported, including pilot initiatives, specifically targeting persons with specific protection needs.	8	8	5,000,000	3,500,000	6,000,000	4,500,000	3	3	4	2
	# of persons of concern or members of host communities benefiting from livelihoods initiatives (disaggregated by gender, and specific protection needs where possible)	6,000	6,000								
	# of livelihoods initiatives to build capacities of private sector, public sector organisations and service providers on service provision to persons with specific needs, most vulnerable refugees and host community members	3	3								
Output 1.2 Promoting inclusiveness and peaceful co-existence among refugees, host communities and other local groups	# of community-based livelihoods activities, targeting social cohesion and conflict prevention implemented	30	30	2,000,000	1,000,000	2,000,000	1,000,000	2	3	2	4
	# of persons participating in common events organized for both refugee and host communities to improve peaceful co-existence	10,000	10,000								
Total Budgetary requirements at output level				7,000,000	4,500,000	8,000,000	5,500,000				

B. Resilience Component										
Outputs	Output Indicators	Indicator Target 2017	Indicator Target 2018	Budgetary Requirement (USD)			Q1: Does the output reinforce and/or use of local systems in the provision of goods and services to programme beneficiaries?	Q2: Does the output involve partnering with local responders?	Q3: Does the output support self-sufficiency?	Q4: Does the output contribute to social cohesion/stability?
				Total for 2017 (USD)	Adolescent/Youth Budget for 2017	Total for 2018 (USD)				
Output 1.3: Syrian refugees or impacted host communities have better access to gender sensitive active labour market programs	# of men and women refugees or host community members completed technical and vocational trainings	47,745	50,345							
	# of men and women refugees or host community members benefitting from entrepreneurship and business start up support	7,320	9,030							
	# of male and female refugees and affected host community members placed in jobs	14,005	14,345							
	# of male and female refugees and impacted community members generating income through self-employment	6,000	5,840	75,530,000	34,596,000	93,931,507	3	3	4	3
	# of men and women refugees and affected host community members participating in skills training (e.g. basic life skills and language)	52,450	71,170							
	# of male and female refugees and host community members who benefitted from income generating activities (i.e. cash for work or other short term employment)	2,600	6,000							
Output 1.4: Awareness of the employers, employees, job seekers and entrepreneurs are increased on labour related rights and obligations as well as legislative framework to increase labour market integration and reduce worst forms of labour exploitation and child labour	# of advocacy interventions and awareness raising campaigns on labour regulations carried out	50	50							
	# of male and female impacted community members reached out through all means including individual counseling	45,000	56,000	4,607,800	1,924,325	8,393,660	4	4	4	3
	# of materials and toolkits disseminated with information on job opportunities	14	24							

B. Resilience Component											
Outputs	Output Indicators	Indicator Target 2017	Indicator Target 2018	Budgetary Requirement (USD)		Budgetary Requirement (USD)		Q1: Does the output reinforce and/or use of local systems in the provision of goods and services to programme beneficiaries?	Q2: Does the output involve partnering with local responders?	Q3: Does the output support self-sufficiency?	Q4: Does the output contribute to social cohesion/stability?
				Total for 2017 (USD)	Adolescent/ Youth Budget for 2017	Total for 2018 (USD)	Adolescent/ Youth Budget for 2018				
Output 1.5: Knowledge base expanded to identify job opportunities and for skills mapping to identify potential interventions to enhance business, job opportunities or other related interventions with focus on the gap between labour demand and supply for male and female workforce	# of assessments on labour market demand in the local economy in areas with high concentration of Syrian refugees	25	23								
	A file system for labor market assessments accessible for all partners is in place (y/n)	Yes	Yes	4,055,000	507,180	3,165,000	489,680	3	4	3	3
	Collection and dissemination of good practices and lessons learned on jobs and livelihoods creation	Yes	Yes								
Output 1.6: Functional coordination mechanisms for UN agencies and their partners including government and NGOs to contribute to policy making through knowledge sharing/ dissemination	A multistakeholder platform/ mechanism composed of government, NGOs and UN is in place and meets regularly (y/n)	Yes	Yes								
	3/4 Ws updated regularly on quarterly basis and disseminated to partners to prepare multi-stakeholder platform meetings	Yes	Yes	90,000	0	90,000	0	2	3	2	2
Output 1.7: Capacities of policy makers and service providers are strengthened to improve livelihoods related service provision including design and implementation of active labour market policy measures, labour inspection, certification/ accreditation of skills	# new tools (guidelines, corporate training modules, SOPs) developed for the use of policy makers and service providers	13	13								
	# of capacity building activities implemented aiming at duty-bearers (policy makers/service providers)	14	15	6,400,000	1,700,000	4,300,000	700,000	5	4	4	3
	A central system in place to have the skills profile of the refugee labour force (Y/N)	Yes	Yes								
Output 1.8: Stronger labour absorption capacities achieved through pilot initiatives and partnerships with the private and /or public sector aimed at boosting local economies	# of pilot initiatives launched with the private sector to promote livelihoods opportunities for impacted communities	19	19								
	# of alliances formed to increase private sector engagement and better livelihoods opportunities for impacted communities	26	16	7,176,500	530,000	7,348,500	1,060,000	4	4	5	4
Total Budgetary requirements at output level				97,859,300	39,257,505	117,228,667	48,247,720				

SECTOR FINANCIAL REQUIREMENTS BY AGENCY

Sector Financial Requirements by Agency	Total Jan-Dec 2017 (USD)			Total Jan-Dec 2018 (USD)		
Agency/Organization	Refugee Component	Resilience Component	Total (USD) for 2017	Refugee Component	Resilience Component	Total (USD) for 2018
Food and Agriculture Organization of the United Nations	-	2,700,000	2,700,000	-	2,300,000	2,300,000
International Labour Organization	-	3,005,000	3,005,000	-	9,000,000	9,000,000
International Organization for Migration	-	14,475,000	14,475,000	-	14,475,000	14,475,000
United Nations Development Programme	-	32,330,000	32,330,000	-	29,630,000	29,630,000
United Nations Entity for Gender Equality and the Empowerment of Women	-	929,800	929,800	-	1,715,660	1,715,660
United Nations High Commissioner for Refugees	7,000,000	17,220,000	24,220,000	8,000,000	28,380,000	36,380,000
United Nations Industrial Development Organization	-	4,000,000	4,000,000	-	6,000,000	6,000,000
Other Partners	-	23,199,500	23,199,500	-	25,728,007	25,728,007
Total requirements	7,000,000	97,859,300	104,859,300	8,000,000	117,228,667	125,228,667

COUNTRY REQUIREMENTS SUMMARY (BY AGENCY)

AGENCY	Total Jan-Dec 2017 (USD)			Total Jan-Dec 2018 (USD)		
	Refugee	Resilience	Revised total	Refugee	Resilience	Revised total
Food and Agriculture Organization of the United Nations	-	8,700,000	8,700,000	-	11,200,000	11,200,000
International Labour Organization	-	3,005,000	3,005,000	-	9,000,000	9,000,000
International Organization for Migration	33,245,000	26,600,000	59,845,000	32,745,000	34,100,000	66,845,000
United Nations Children's Fund	116,790,000	118,102,500	234,892,500	133,350,000	135,880,000	269,230,000
United Nations Development Programme	-	122,942,000	122,942,000	-	149,222,000	149,222,000
United Nations Entity for Gender Equality and the Empowerment of Women	706,000	1,194,300	1,900,300	860,000	1,953,710	2,813,710
United Nations High Commissioner for Refugees	257,305,895	42,308,305	299,614,200	313,017,402	57,331,120	370,348,522
United Nations Industrial Development Organization	-	4,000,000	4,000,000	-	6,000,000	6,000,000
United Nations Population Fund	15,800,000	3,860,000	19,660,000	19,325,000	4,760,000	24,085,000
United Nations World Food Programme	722,522,548	26,155,850	748,678,398	716,739,232	28,001,338	744,740,570
World Health Organization	-	11,805,000	11,805,000	-	6,160,000	6,160,000
Partners	109,775,220	65,354,416	175,129,636	116,482,769	69,372,079	185,854,848
Total requirements	1,256,144,663	434,027,371	1,690,172,034	1,332,519,403	512,980,247	1,845,499,650

LIST OF 3RP PARTNERS

AAR Japan *	Kudra*	The Human Resources Development Fund (HRDF)
Al-Balad *	Mercy Corps*	Turkish Employment Agency (ISKUR)
American Bar Association – Rule of Law Initiative (ABA ROLI) *	Ministry of Development (MoD)	Turkish Red Crescent (TRC)
Association for Integration and Development (AID) *	Ministry of Family and Social Policies (MoFSP)	UN Children’s Fund (UNICEF) *
Association for Solidarity with Asylum Seekers and Migrants (ASAM) *	Ministry of Food, Agriculture and Livestock (MoFAL)	UN Development Programme (UNDP) *
British Council *	Ministry of Foreign Affairs	UN Entity for Gender Equality and the Empowerment of Women (UN Women)*
CARE International *	Ministry of Health (MoH)	UN High Commissioner for Refugees (UNHCR) *
Concern Worldwide *	Ministry of Interior Directorate General of Migration Management (DGMM)	UN Population Fund (UNFPA) *
Danish Refugee Council (DRC) *	Ministry of Justice (MoJ)	UN Industrial Development Organization (UNIDO) *
Diakonie Katastrophenhilfe *	Ministry of Labour and Social Security (MoLSS)	Welthungerhilfe (WHH) *
Doctors Worldwide (DWW)	Ministry of National Education (MoNE)	World Food Programme (WFP) *
Food and Agricultural Organization (FAO) *	Ministry of Youth and Sports (MoYS)	World Health Organization (WHO) *
GAP Regional Development Administration (GAP-RDA)	Norwegian Refugee Council (NRC) *	World Vision International (WVI) *
GOAL *	Parc Interpeople’s Cooperation (PARCIC) *	Yuva Association*
HOPES Consortium *	People in Need (PIN) *	Organizations with * are appealing partners
International Blue Crescent (IBC) *	Presidency for Turks Abroad and Related Communities (YTB)	
International Labour Organization (ILO) *	Prime Ministry Disaster and Emergency Management Presidency (AFAD)	
International Medical Corps (IMC) *	Public Health Institution of Turkey (PHIT)	
International Middle East Peace Research Centre (IMPR) *	Refugee Education Trust International (RET)	
International Organization for Migration (IOM) *	Save the Children International *	
International Rescue Committee (IRC)*	Sosyal Suriye Toplulugu *	
Khayr Charity Foundation *	Support to Life (STL)	



Regional Refugee & Resilience Plan (3RP) 2017-2018

TURKEY

