

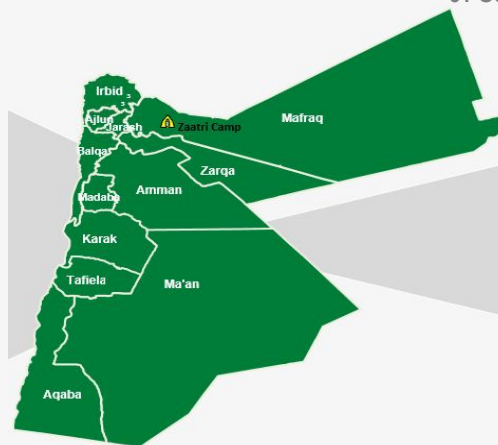
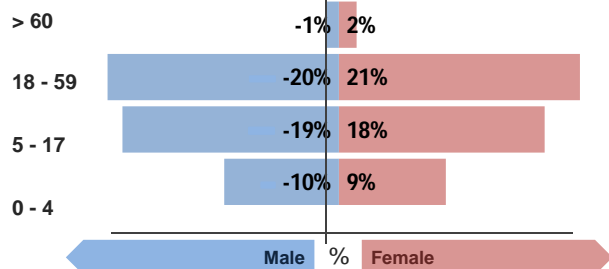


### Refugee population

Total refugee population:

**79,354**

Demographic breakdown:



### Key facts

Camp opened:

**July 2012**

### Indicators at a glance

1 Health utilisation rate	7.3	X
2 Number of consultations per clinician per day	34	✓
3 Hospitalisation rate (/1000/year)	51.7	
4 Referral rate (/1000/month)	9.4	
5 % deliveries attended by skilled personnel	100.0%	✓
6 Crude Mortality Rate (CMR) (/1000/month)	0.2	✓
7 Under-five Mortality Rate (U5MR) (/1000/month)	0.3	✓
8 Neonatal Mortality Rate (NNMR) (/1000 livebirths)	13.3	✓

### Notes

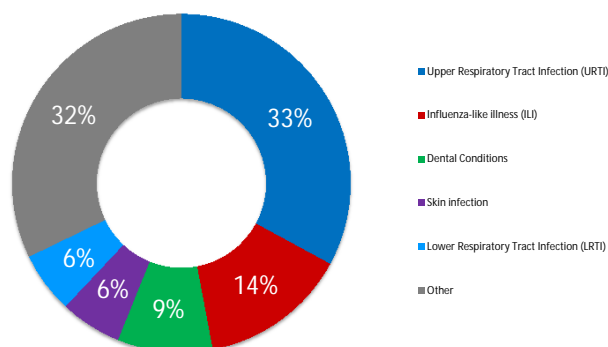
This public health profile for Za'atri refugee camp is compiled from health facility data from the following partners:

- IMC Clinic
- JHAS Clinic
- Moroccan Field Hospital
- Saudi Clinic
- MSF Holland
- RAF Qatari Clinic
- AMR Clinic 1 (Comprehensive Charitable Medical Center)
- AMR Clinic 2 (Maternity and Childhood Center)
- IRC Clinic

Data is collected using standardised Health Information System (HIS) data collection and reporting tools and aims to be as accurate as possible.

### Morbidity

#### Acute health conditions (%)

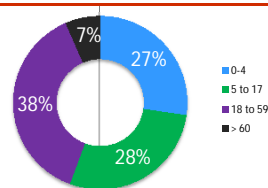


#### Top 5 acute health conditions

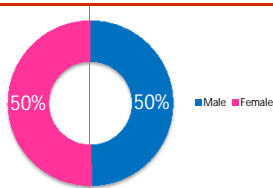
	% morbidity	# of cases
1 Upper Respiratory Tract Infection (URTI)	33%	33,958
2 Influenza-like illness (ILI)	14%	14,581
3 Dental Conditions	9%	9,374
4 Skin infection	6%	6,079
5 Lower Respiratory Tract Infection (LRTI)	6%	6,018
- Other	32%	33,199

#### Breakdown of acute health conditions

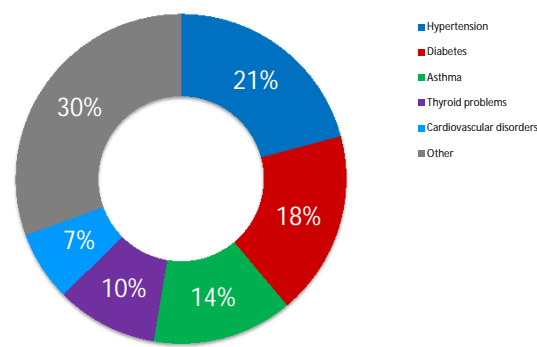
by age



by gender



#### Chronic health conditions (%)

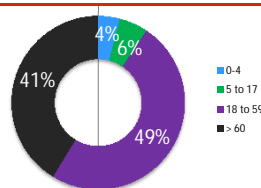


#### Top 5 chronic health conditions

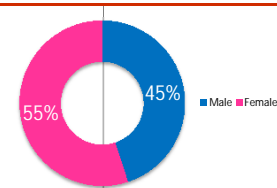
	% morbidity	# of cases
1 Hypertension	21%	4,929
2 Diabetes	18%	4,274
3 Asthma	14%	3,251
4 Thyroid problems	10%	2,351
5 Cardiovascular disorders	7%	1,617
- Other	31%	7,230

#### Breakdown of chronic health conditions

by age



by gender



UNHCR gratefully acknowledges the support of the following partners:



## Public Health

### Health Impact

Indicator	Standard
Crude Mortality Rate (CMR) (/1000/month)	0.2 < 0.51 ✓
Under-five Mortality Rate (U5MR) (/1000/month)	0.3 < 1.5 ✓
Neonatal Mortality Rate (NNMR) (/1000 livebirths)	13.3 < 14.9 ✓

### Access and utilization

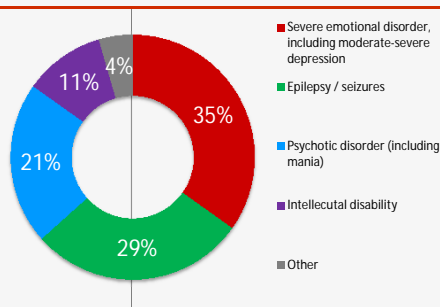
No. of health facilities	1 : 9920	1 : < 10,000	✓
Total number of consultations	144,447		
Health utilisation rate	7.3	1 - 4	X
No. of consultations per trained clinician per day	34	< 50	✓

### Outbreak Alert and Response

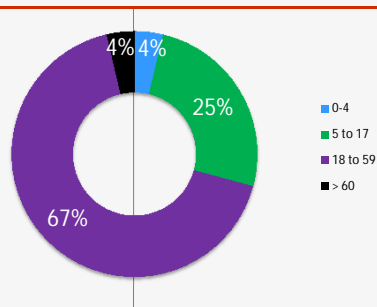
Indicator	Standard
Number of outbreaks reported	0
% of outbreaks investigated within 48 hours	100%
<b>Laboratory</b>	
Number of laboratory samples	47,532

## Breakdown of mental health conditions

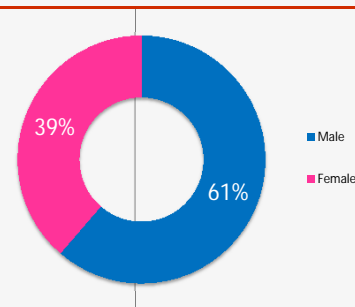
### By cause



### By age

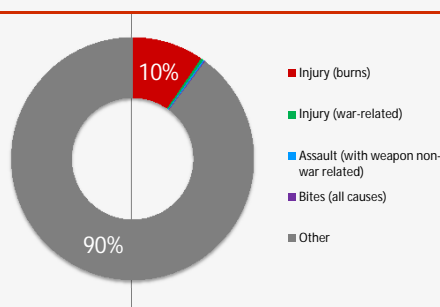


### By gender

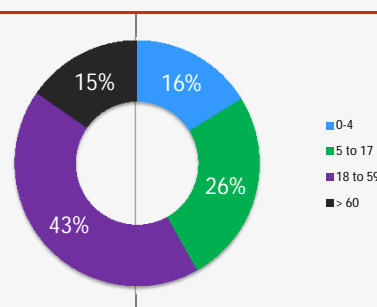


## Breakdown of injuries

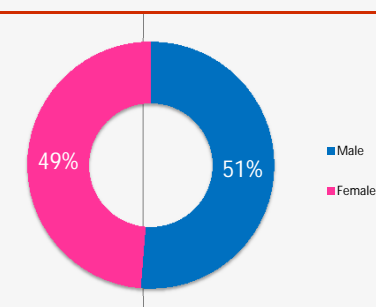
### By cause



### By age



### By gender



## In-patient and referral

### In-patient department

Indicator	Standard
Hospitalisation rate (/1000/year)	51.7 50 - 150
Bed occupancy rate	38% > 75% X
Mean length of stay for authorised discharges (days)	2.1

Indicator	Standard
Overall case fatality rate	0%
Proportion of deaths within 24 hours of admission	0%

## Reproductive Health

### Antenatal care

Indicator	Standard
Coverage of antenatal care (4 or more visits)	76% ≥ 90% X
Coverage of TT vaccination	75% ≥ 90% X
Coverage of anaemia screening in pregnancy	97% ≥ 90% ✓

### Delivery care

Proportion of deliveries attended by skilled personnel	100.0%	≥ 90%	✓
Proportion of deliveries performed by caesarean section	31%	5 - 15%	X
Proportion of low birth weight deliveries (<2500g)	1%	< 15%	✓

### Maternal mortality

Number of maternal deaths reported	0		
% of maternal deaths investigated within 48 hours	0%	100%	

### Postnatal care

Indicator	Standard
Coverage of postnatal care	75% ≥ 90% X

### Sexual and Gender-based Violence

Incidence of rape (reported cases/10,000/year)*	0.5		
% of rape survivors who received PEP** < 72 hours	100%	100%	✓
% of rape survivors who received ECP*** < 120 hours	1.0	100%	✓
% of rape survivors who received STI**** prophylaxis < 2 wks	100%	100%	✓

\*Only includes rapes reported at health facilities \*\*Post-exposure prophylaxis \*\*\*Emergency contraceptive pill \*\*\*\*Sexually transmitted infection



View interactive maps and statistics online  
<http://twine.unhcr.org>

#### Legend:

✓ Standard met

📊 Interpret data with care



Standard borderline



Data missing



Standard not met

