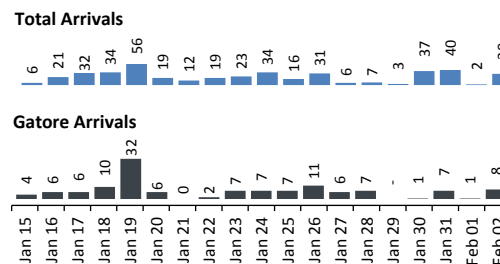


Registration Statistics

| Registered | 31 Jan-02 Feb 2017 |
|--------------|--------------------|
| Mahama | 58 |
| Kigali | - |
| Nyarushishi | - |
| Total | 58 |

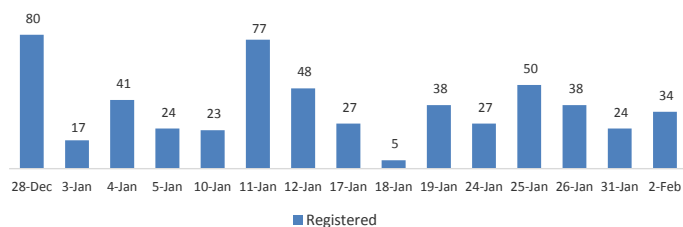
| Camp / Reception Centre | Population |
|-------------------------|---------------|
| Bugesera* | 275 |
| Nyanza* | 171 |
| Nyarushishi* | - |
| Mahama | 52,728 |
| Gatore* | 302 |
| Kigali | 27,690 |
| Huye | 3,271 |
| Total | 84,437 |



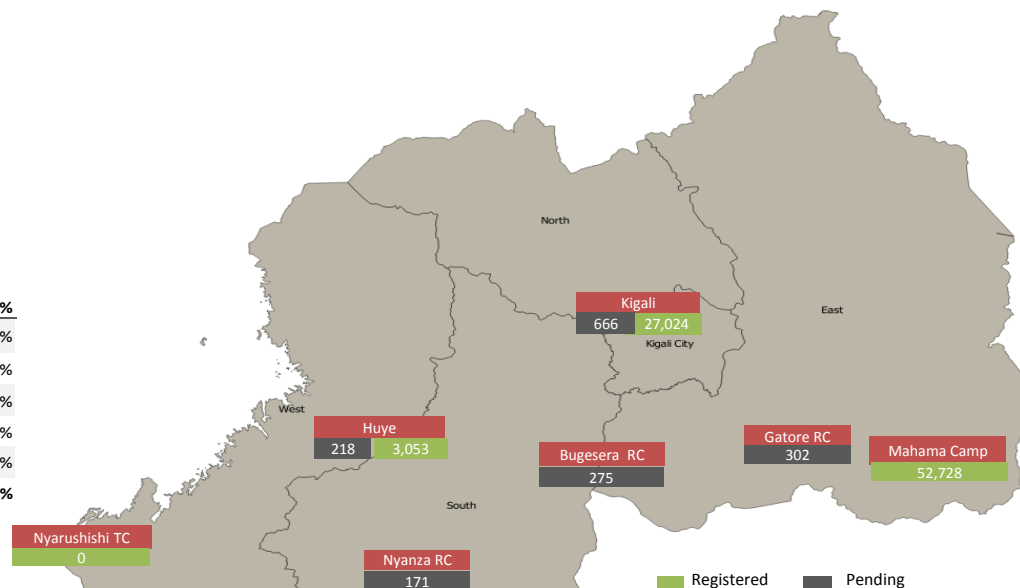
| | |
|---------------|------------------------------|
| 84,437 | Total Active Refugees |
| 82,805 | Registered L2 |
| 1,632 | Registered L1** |
| 8,592 | Temporarily Inactivated*** |
| 93,029 | Active + Inactive Refugees |

Kigali Arrivals: 35 Bugesera Arrivals: 0 Nyarushishi Arrivals: 0

Daily Registration Trends



| Area of Origin | Age Cohort | Female | Male | Total | % |
|------------------|--|---------------|---------------|---------------|-------------|
| Kirundo | 0 - 4 years | 6,016 | 6,265 | 12,281 | 15% |
| Bujumbura Mairie | 5 - 11 years | 7,634 | 7,812 | 15,446 | 19% |
| Muyinga | 12 - 17 years | 5,266 | 5,561 | 10,827 | 13% |
| Ngozi | 18 - 59 years | 21,142 | 21,346 | 42,488 | 51% |
| Karuzi | 60 + years | 1,136 | 627 | 1,763 | 2% |
| Kayanza | Total | 41,194 | 41,611 | 82,805 | 100% |
| Cibitoke | Dependants of Burundian Refugees - Other Nationalities | | | | |
| Ruyigi | Origin | Female | Male | Total | |
| Gitega | Rwanda | 265 | 25 | 290 | |
| Bubanza | Tanzania | 2 | 1 | 3 | |
| Others | Belgium | 1 | | 1 | |
| | Kenya | 1 | | 1 | |
| | Uganda | 1 | | 1 | |
| Total | Total | 270 | 26 | 296 | |



* Source: MIDIMAR. All other sources are UNHCR

** Individuals registered in Nyanza, Gatore, Bugesera RCs have undergone level 1 biometric registration

*** Inactivated due to absence at food distribution for 3 or more consecutive months in Sep 15 - Dec 16 (7,135) or spontaneous departure to BDI (1,457)

For more information please visit our website: <http://data2.unhcr.org/en/situations/burundi/location/2006>