

Total Active Registered Iraqis **61,727**

Standard Age and Gender

Age	0-4	5-11	12-17	18-35	36-59	60+	Total	%
Female	2,254	4,601	2,932	8,992	7,899	3,219	29,897	48.4%
Male	2,408	5,083	3,289	10,098	8,181	2,771	31,830	51.6%
Total	4,662	9,684	6,221	19,090	16,080	5,990	61,727	100%
	7.6%	15.7%	10.1%	30.9%	26.1%	9.7%		

Place of Origin

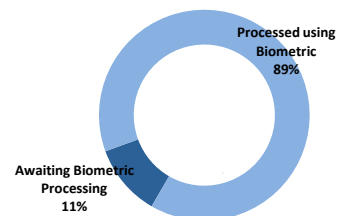
Baghdad	32,113	52.0%
Erbil	6,665	10.8%
Basrah	4,027	6.5%
Anbar	3,764	6.1%
Ninewa	3,647	5.9%
Dahuk	2,557	4.1%
Salah al-Din	1,307	2.1%
Thi-Qar	1,249	2.0%
Diyala	1,056	1.7%
Tameem	1,013	1.6%
Missan	536	0.9%
Muthanna	532	0.9%
Sulaymaniyah	484	0.8%
Babylon	451	0.7%
Wassit	343	0.6%
Najaf	293	0.5%
Qadissiya	206	0.3%
Kerbala	195	0.3%
Other	1,289	2.1%

Specific Needs

Serious medical condition	6,238	10.1%
Disability	2,289	3.7%
Child at risk	1,963	3.2%
Specific legal and physical protection needs	1,942	3.1%
Woman at risk	1,713	2.8%
Single parent	1,005	1.6%
Older person at risk	746	1.2%
Unaccompanied or separated child	168	0.3%
Total	16,064	26.0%

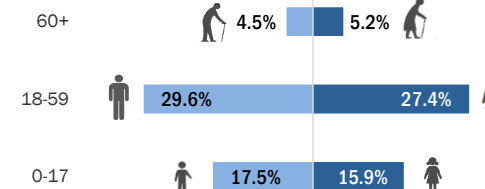
* An individual can have more than one specific need

Biometric Statistics (IRIS)



UNHCR Jordan

Age-Gender Breakdown

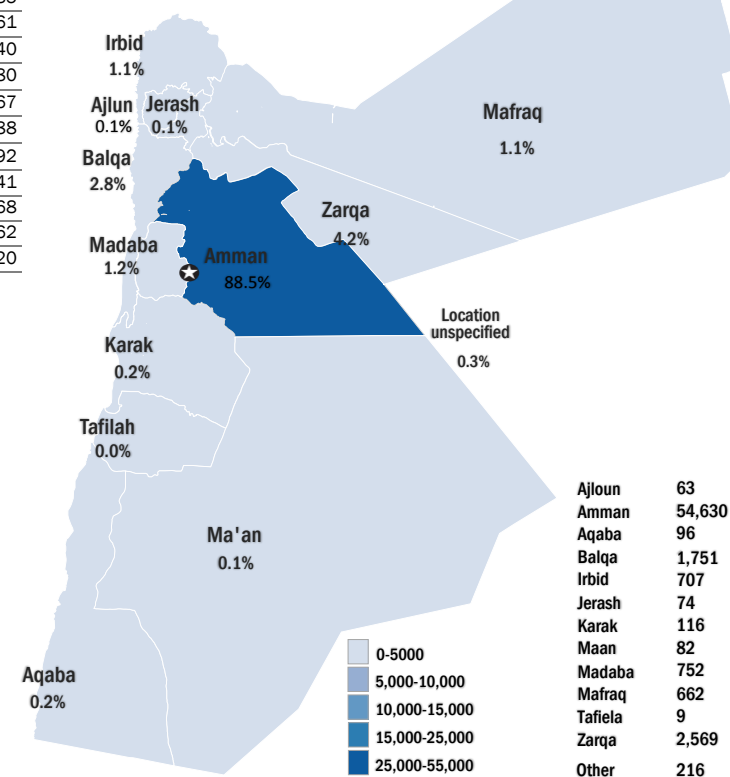


5,990	9.7%
35,170	57.0%
20,567	33.3%

Arrivals

	Arrival	Registration
Pre-2006	4,410	72,669
2006	3,470	4,689
2007	2,297	31,285
2008	1,200	9,761
2009	1,523	6,840
2010	2,172	7,980
2011	2,653	7,767
2012	2,819	4,088
2013	5,066	5,392
2014	17,625	21,541
2015	8,687	9,868
2016	9,379	10,562
2017	426	1,120

UNHCR Registered Iraqis



Iraqi Arrival & Registration Trends since Jan 2013

