



Ministry of Education  
and Higher Education




# **LEBANON CRISIS RESPONSE PLAN 2017-2020**

## **EDUCATION SECTOR CHAPTER**

## SITUATION ANALYSIS

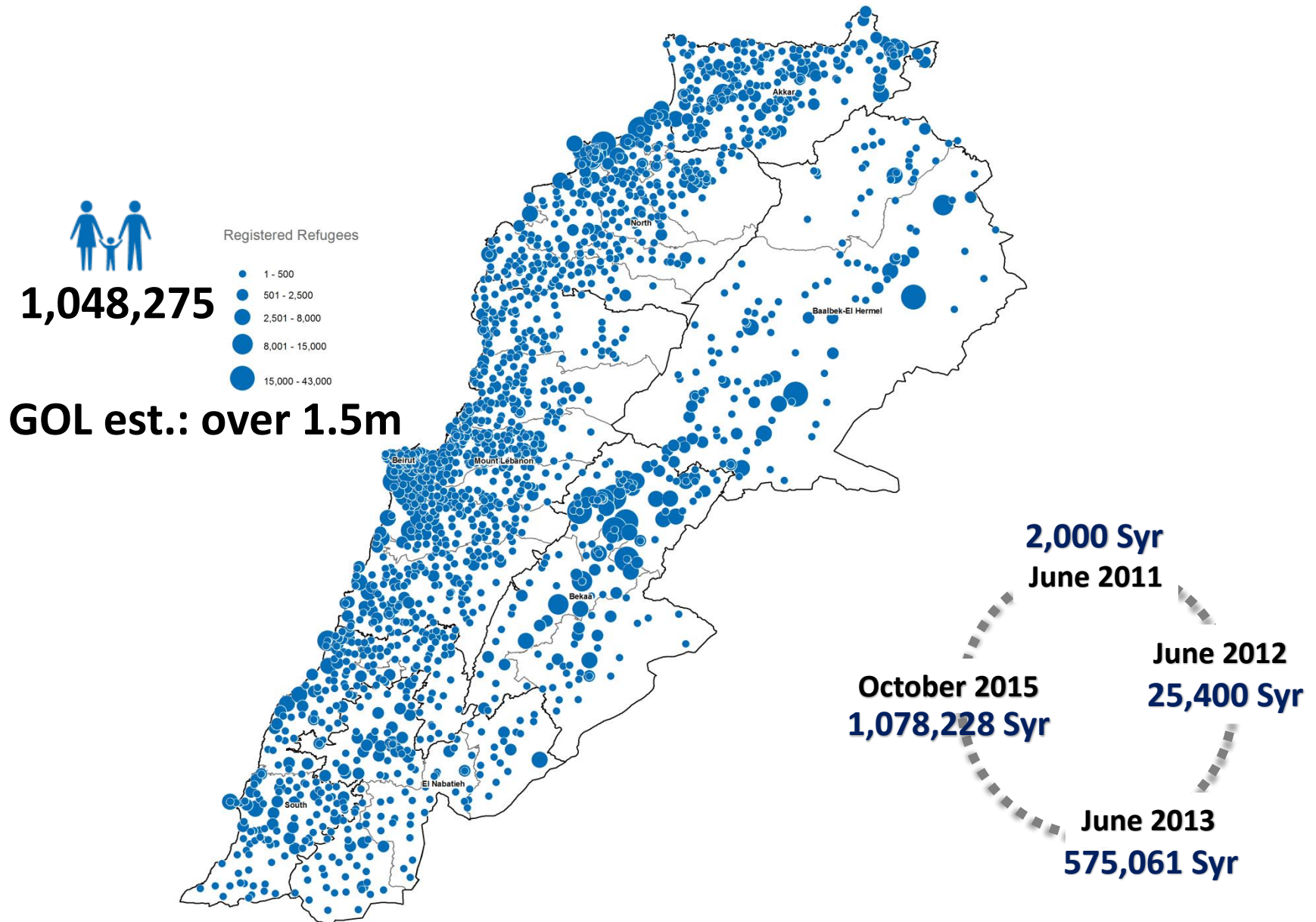
UNHCR (8/2016):

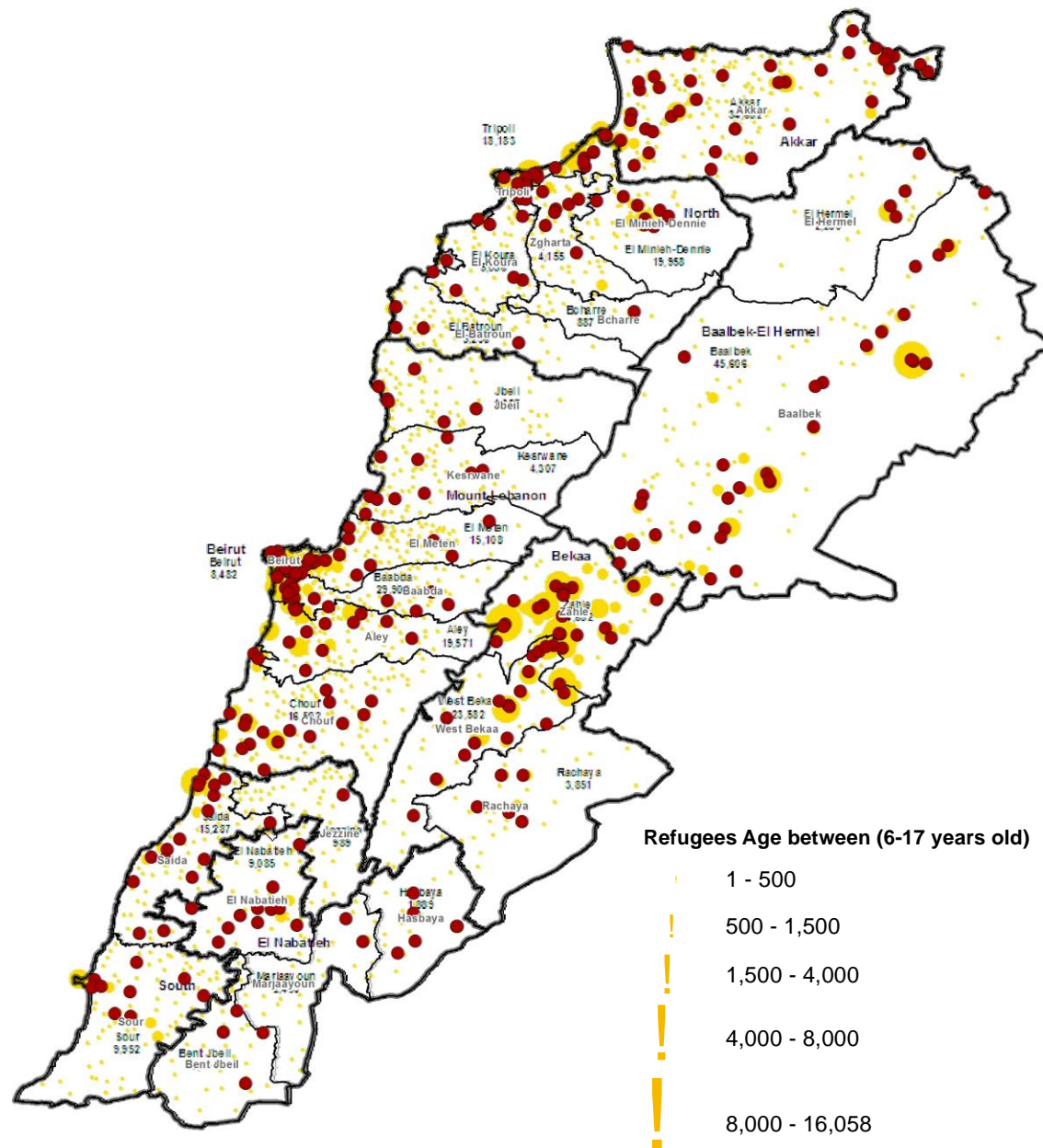
**489,106 Non-Lebanese children** (3 – 18) in Lebanon

- **126,406**  of preschool age (3 - 5)
- **280,821**  of primary school age (6 – 14)
- **81,009**  of secondary school age (15 - 18)

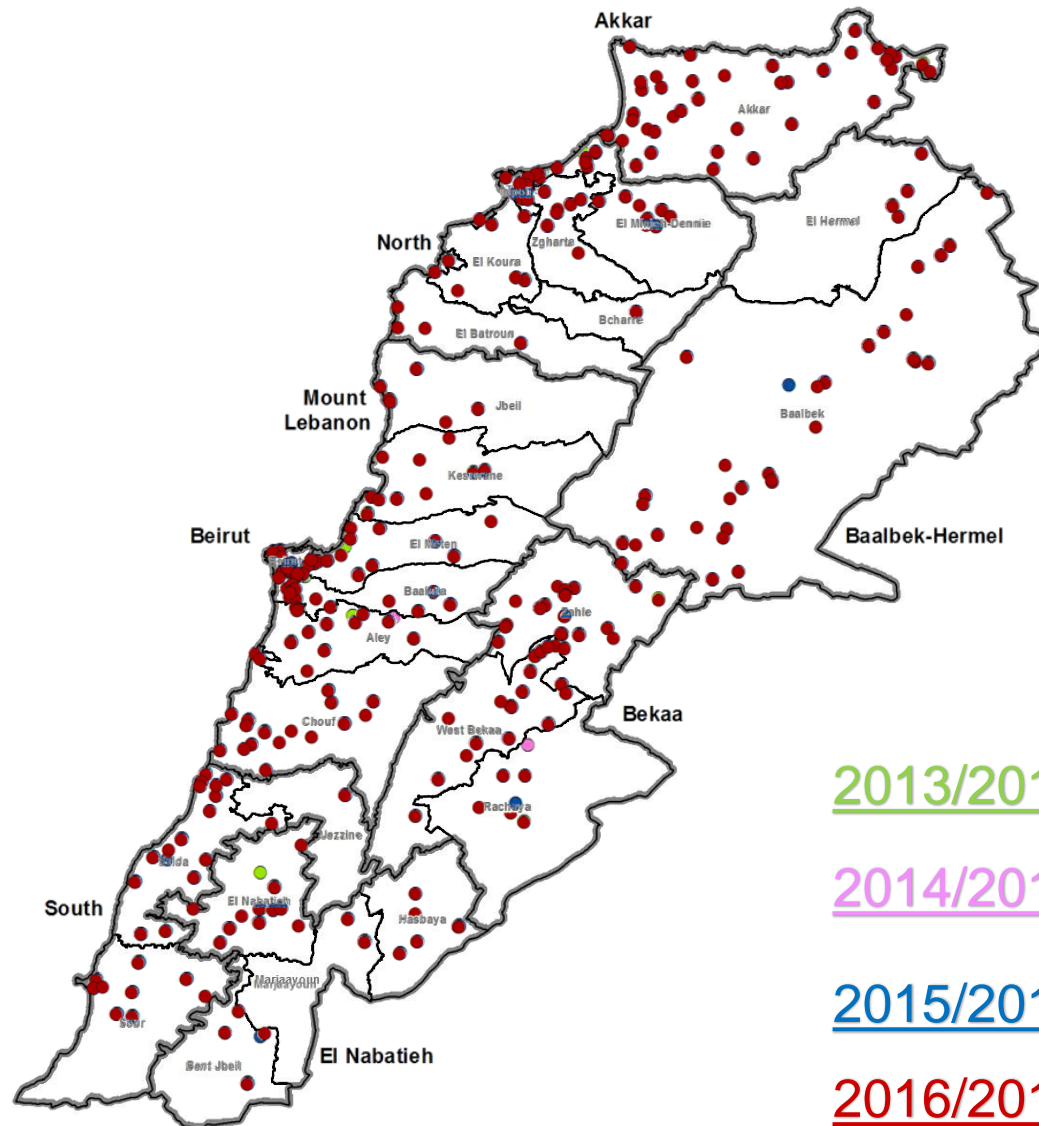
- approximately **42%** of the compulsory school age (6-15 years old) are enrolled in formal education.

# Displacement Evolution





# Second shift schools



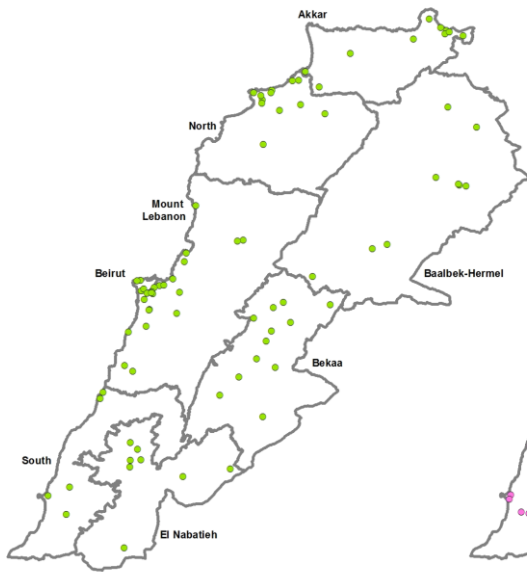
2013/2014: 88 schools

2014/2015: 144 schools

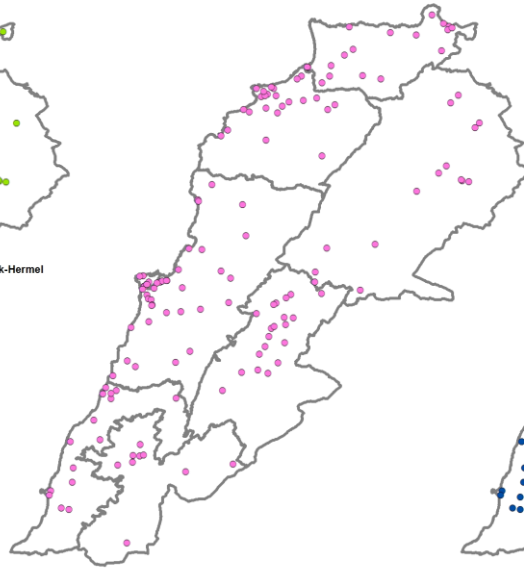
2015/2016: 238 schools

2016/2017: 314 schools

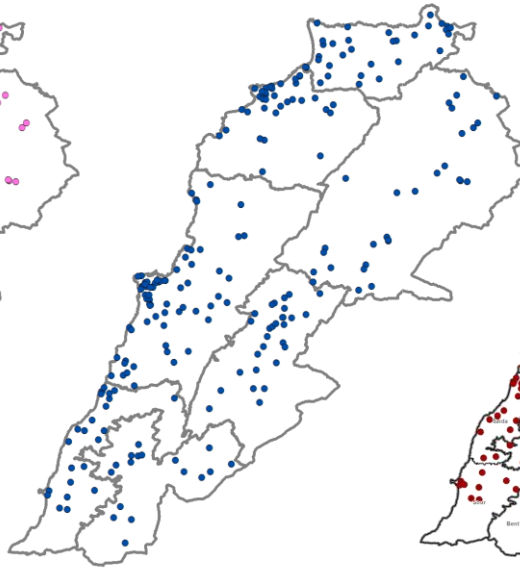
# Second shift schools



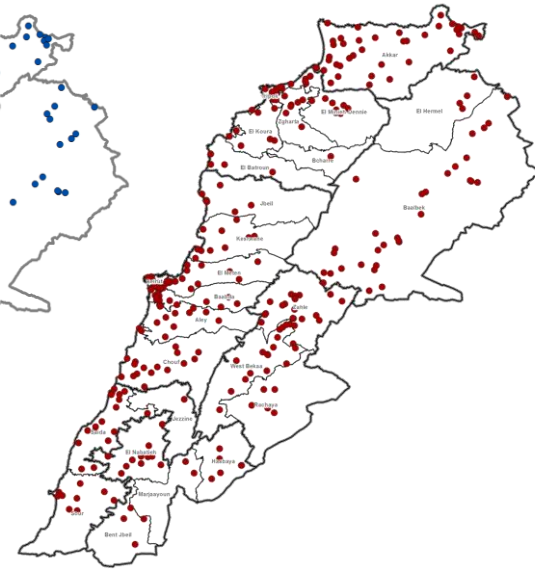
2013/2014:  
88 schools



2014/2015:  
144 schools



2015/2016:  
238 schools



2016/2017:  
314 schools

## SECTOR BUDGET AND TARGETS

Page 7

LCRP Education Chapter based on RACE II aims to contribute to furthering the equitable right to a quality and relevant education for all children and youth between 03-18 years of age in Lebanon, by addressing **policy, systems, quality service-delivery** and **demand bottlenecks** at the national, subnational and community levels

| Indicator   | Lebanese           | Syrians | PRS   | PRL   |
|---|--------------------|---------|-------|-------|
| # of students (aged 03-18) enrolled in formal education   | 200,970            | 211,411 | 5,251 | 6,200 |
| # of children and youth whose registration fees for regulated NFE programmes are partially or fully subsidized    | 9,000              | 69,000  | 25    |       |
| # of public school buildings that meet MEHE's Effective School Profile (ESP) standards, furnished and constructed | 493 public schools |         |       |       |
| # of teachers, education personnel, DOPS and educators trained  | 20,283             |         |       |       |



## CHALLENGES TO OVERCOME

- ✓ Changes in the **population distribution** of refugees and its impact on **supply** of public schools provision.
- ✓ 50 % of public schools in Lebanon are **rented** spaces; most of which do not comply with Effective School Standards
- ✓ The **socio-economic needs** of refugee families impact the demand for education
- ✓ The need for **psychosocial support** for refugee children and child protection.
- ✓ Impact of displacement on children's learning and skills' development
- ✓ **Foreign language** learning
- ✓ Traditional/old **curriculum**
- ✓ Training teachers on **differentiated instruction/learning**
- ✓ The need to set-up inclusive schools for children with **special needs**.
- ✓ The need for **predictable, long-term and flexible funding**
- ✓ The importance of strengthening the **National Lebanese Education System** (data management, measurement of learning achievement, policy frameworks...)
- ✓ How to move the sector **from a protracted crisis to development**



## SECTOR STRATEGY 2017 - 2020

- ✓ A significant increase in the number of students enrolled into formal education
- ✓ Regulating NFE opportunities as a pathway to formal education
- ✓ Improving the curriculum, teaching quality, learning environments, and learning materials
- ✓ Increasing transition rates and decreasing dropout rates in formal education
- ✓ Improving efficiency and accountability of MEHE's institutions
- ✓ A transparent accounting of monies and progress of RACE II through periodic reviews

## PRIORITY INTERVENTIONS for 2017

- ✓ Support education opportunities throughout children's educational cycle
- ✓ Increase demand for formal education and regulated non-formal education
- ✓ Focus on equipping children and youth with effective life-skills
- ✓ Contribute to inclusive, healthy, safe and protective school environments
- ✓ Improve access to appropriately equipped public schools / Rehab, Equipment, Construction / availability of lands owned by MEHE
- ✓ Enhance the quality of education services and learning environments
- ✓ Revise and develop new interactive curriculum /Train Teachers and education personnel
- ✓ Unify Non Formal Education programs / train educators
- ✓ Enhance the MEHE managerial capacities
- ✓ Endorse policy frameworks to regulate Education programmes and services, strengthen school management, and professionalise teaching services

## SECTOR OUTCOMES

- Outcome #1 Enhanced access to and demand for equitable formal education or regulated non-formal education for children, youth and their caregivers
- Outcome #2 Enhanced quality of education services and learning environment to ensure grade-appropriate learning outcomes for children and youth
- Outcome #3 Strengthened Capacity of the Education System  
Enhanced governance and managerial capacities of RACEII implementing institutions to plan, budget, deliver, monitor and evaluate education services

## Mainstreaming

### **Conflict Sensitivity**

Awareness for potential conflict /ensuring benefit for all children

### **Gender**

Monitoring parity of access to education / interventions in learning environments/counselling

### **Youth**

Building opportunities in the labor market / life skills

### **Protection**

Child rights / Violence / special needs

### **Environment**

Environmental education

## Inter-Sector Linkages

### **Child Protection**

Safe learning spaces, psychosocial support and referral system

### **Water and Environment**

Rehabilitation/renovation WASH facilities, environmental awareness

### **Health**

Health checks and education

### **Food Security**

Feeding programmes

### **Livelihoods**

Vocational/technical education, life skills

Thank you