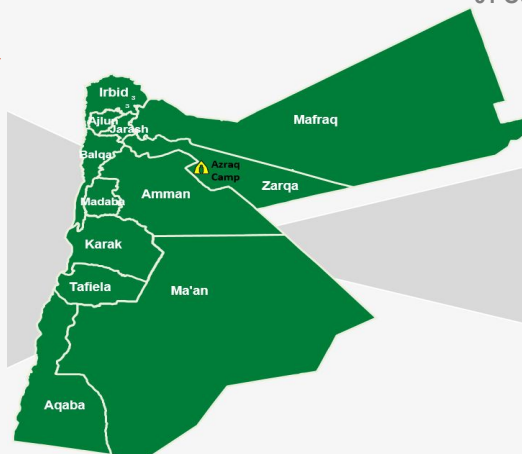
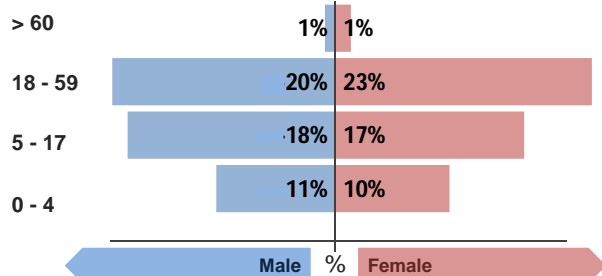




### Refugee population

Total refugee population: 34,857

Demographic breakdown:



### Key facts

Camp opened:  
**April 2014**

### Indicators at a glance

1	Health utilisation rate	8.1	X
2	Number of consultations per clinician per day	67	X
3	Hospitalisation rate (/1000/year)	103.0	
4	Referral rate (/1000/month)	22.0	
5	Crude Mortality Rate (CMR) (/1000/month)	0.2	✓
6	Under-five Mortality Rate (U5MR) (/1000/month)	0.4	✓
7	Neonatal Mortality Rate (NNMR) (/1000 livebirths)	14.1	✓

### Notes

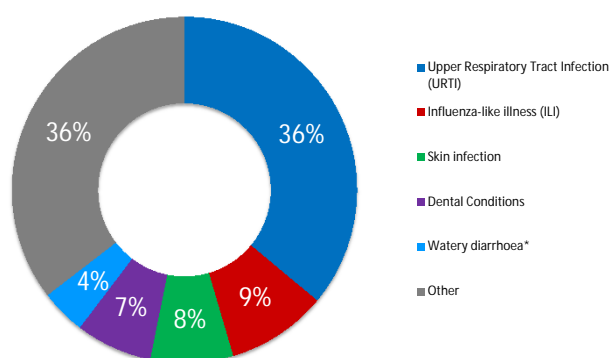
This public health profile for Azraq refugee camp is compiled from health facility data from the following partners:

- IMC Clinic Village 6
- IMC Clinic Village 5
- IMC Clinic Village 3
- IMC Clinic Village 2
- IMC Hospital

Data is collected using standardised Health Information System (HIS) data collection and reporting tools and aims to be as accurate as possible.

### Morbidity

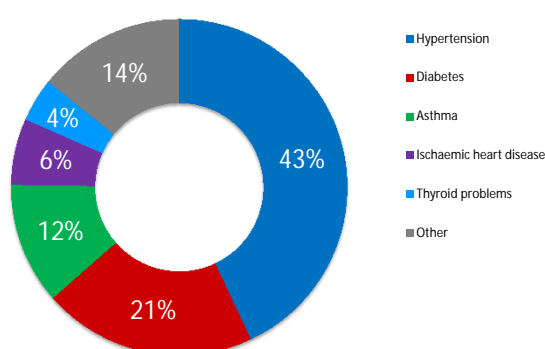
#### Acute health conditions (%)



#### Top 5 acute health conditions

	% morbidity	# of cases
1 Upper Respiratory Tract Infection (URTI)	36%	18,535
2 Influenza-like illness (ILI)	9%	4,839
3 Skin infection	8%	3,985
4 Dental Conditions	7%	3,690
5 Watery diarrhoea*	4%	2,174
- Other	35%	18,217

#### Chronic health conditions (%)

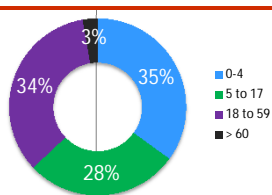


#### Top 5 chronic health conditions

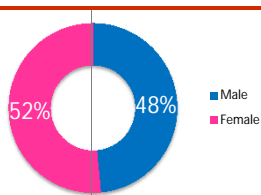
	% morbidity	# of cases
1 Hypertension	43%	1,365
2 Diabetes	21%	652
3 Asthma	12%	371
4 Ischaemic heart disease	6%	203
5 Thyroid problems	4%	133
- Other	14%	451

#### Breakdown of acute health conditions

by age



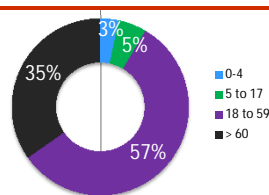
by gender



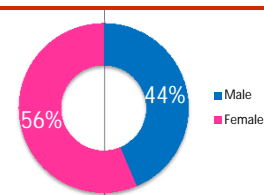
UNHCR gratefully acknowledges the support of the following partners:

#### Breakdown of chronic health conditions

by age



by gender



## Public Health

### Health Impact

Indicator	Standard
Crude Mortality Rate (CMR) (/1000/month)	0.2 < 0.51 ✓
Under-five Mortality Rate (U5MR) (/1000/month)	0.4 < 1.5 ✓
Neonatal Mortality Rate (NNMR) (/1000 livebirths)	14.1 < 14.9 ✓

### Access and utilization

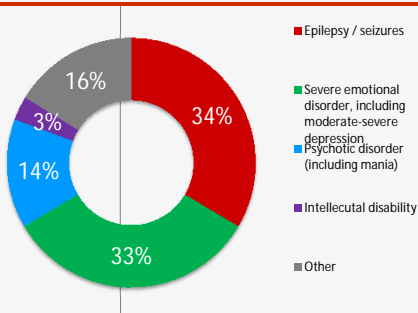
No. of health facilities	1 : 8715	1 : < 10,000	✓
Total number of consultations	70,196		
Health utilisation rate	8.1	1 - 4	X
No. of consultations per trained clinician per day	67	< 50	X

### Outbreak Alert and Response

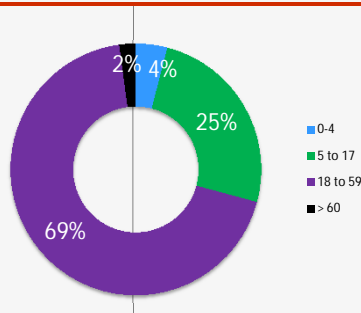
Indicator	Standard
Number of outbreaks reported	0
% of outbreaks investigated within 48 hours	0% 100%
<b>Laboratory</b>	
Number of laboratory samples	4,413

## Breakdown of mental health conditions

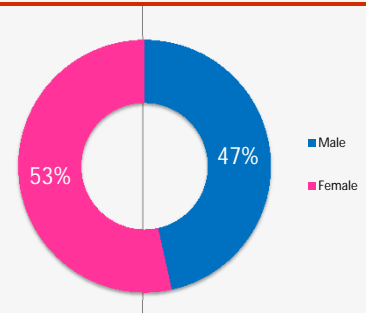
### By cause



### By age

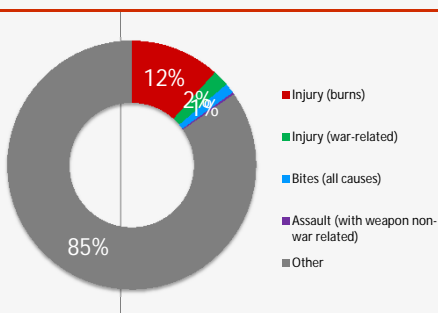


### By gender

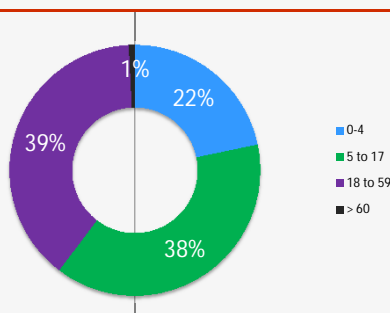


## Breakdown of injuries

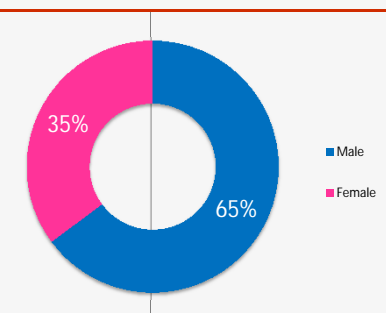
### By cause



### By age



### By gender



## In-patient and referral

### In-patient department

Indicator	Standard
Hospitalisation rate (/1,000/year)	103.0 50 - 150
Bed occupancy rate	86% > 75% ✓
Mean length of stay for authorised discharges (days)	1.8

Indicator	Standard
Overall case fatality rate	0%
Proportion of deaths within 24 hours of admission	0%

## Reproductive Health

### Antenatal care

Indicator	Standard
Coverage of antenatal care (4 or more visits)	67% ≥ 90% X
Coverage of TT vaccination	41% ≥ 90% X
Coverage of anaemia screening in pregnancy	99% ≥ 90% ✓

### Delivery care

Proportion of deliveries attended by skilled personnel	100% ≥ 90% ✓
Proportion of deliveries performed by caesarean section	18% 5 - 15% X
Proportion of low birth weight deliveries (<2500g)	5% < 15% ✓

### Maternal mortality

Number of maternal deaths reported	0
% of maternal deaths investigated within 48 hours	0% 100%

### Postnatal care

Indicator	Standard
Coverage of postnatal care	6% ≥ 90% X

### Sexual and Gender-based Violence

Incidence of rape (reported cases/10,000/year)*	^
% of rape survivors who received PEP** < 72 hours	100% ^
% of rape survivors who received ECP*** < 120 hours	100% ^
% of rape survivors who received STI**** prophylaxis < 2 wks	100% ^

\*Only includes rapes reported at health facilities \*\*Post-exposure prophylaxis \*\*\*Emergency contraceptive pill \*\*\*\*Sexually transmitted infection



View interactive maps and statistics online  
<http://twine.unhcr.org>

#### Legend:

- Standard met
- Standard borderline
- Standard not met
- Interpret data with care
- Data missing

