

Total Active Registered Syrians

657,621


Urban

516,585
78.6%


Camps

141,036
21.4%

Standard Age and Gender

Age	0-4	5-11	12-17	18-35	36-59	60+	Total	%
Female	49,335	70,300	43,408	98,216	56,822	14,486	332,567	50.6%
Male	52,404	74,239	45,550	93,724	48,928	10,209	325,054	49.4%
Total	101,739	144,539	88,958	191,940	105,750	24,695	657,621	100%
	15.5%	22.0%	13.5%	29.2%	16.1%	3.8%		

Place of Origin

Dar'a	275,597	41.9%
Homs	104,754	15.9%
Rural Damascus	78,154	11.9%
Aleppo	66,594	10.1%
Damascus	49,076	7.5%
Hama	33,859	5.1%
Ar-raqqa	16,365	2.5%
Idlib	10,807	1.6%
Deir-ez-zor	6,489	1.0%
Al-hasakeh	5,165	0.8%
Quneitra	2,808	0.4%
As-sweida	1,498	0.2%
Lattakia	1,317	0.2%
Tartous	368	0.1%
Other	4,770	0.7%

Specific Needs

Child at risk	48,028	7.3%
Serious medical condition	45,138	6.9%
Specific legal and physical protection needs	40,335	6.1%
Single parent	21,221	3.2%
Woman at risk	19,507	3.0%
Disability	18,774	2.9%
Older person at risk	5,909	0.9%
Unaccompanied or separated child	4,414	0.7%
Total	203,326	30.9%

* An individual can have more than one specific need

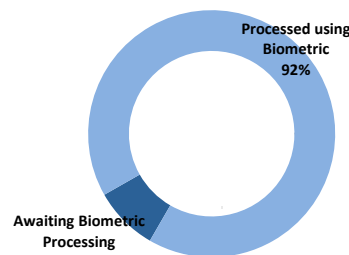
Arrivals

Pre-2011	33,041	5.0%
2011	22,545	3.4%
2012	170,538	25.9%
2013	293,324	44.6%
2014	80,336	12.2%
2015	33,338	5.1%
2016	43,642	6.6%
2017	3,402	0.5%

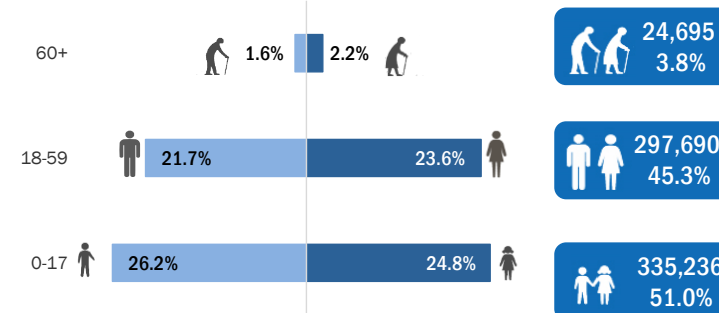
Registration Trend

2011	2,360	0.2%
2012	129,339	12.7%
2013	665,198	65.1%
2014	121,387	11.9%
2015	41,034	4.0%
2016	53,624	5.3%
2017	8,124	0.8%

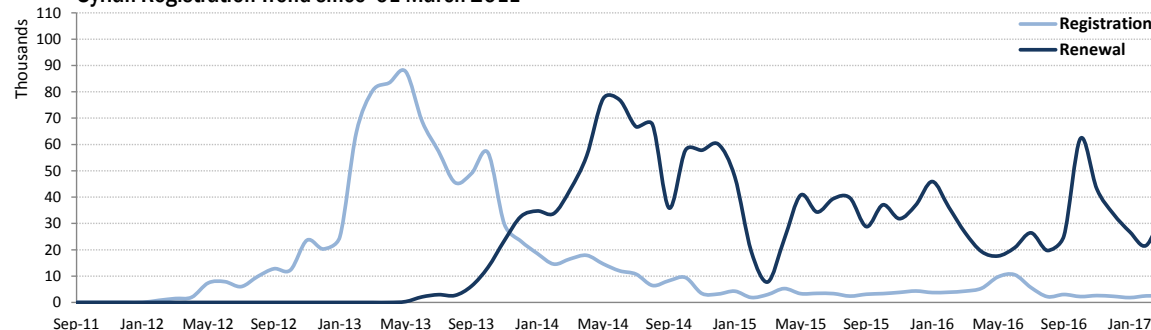
Biometric Statistics (IRIS)



Age-Gender Breakdown

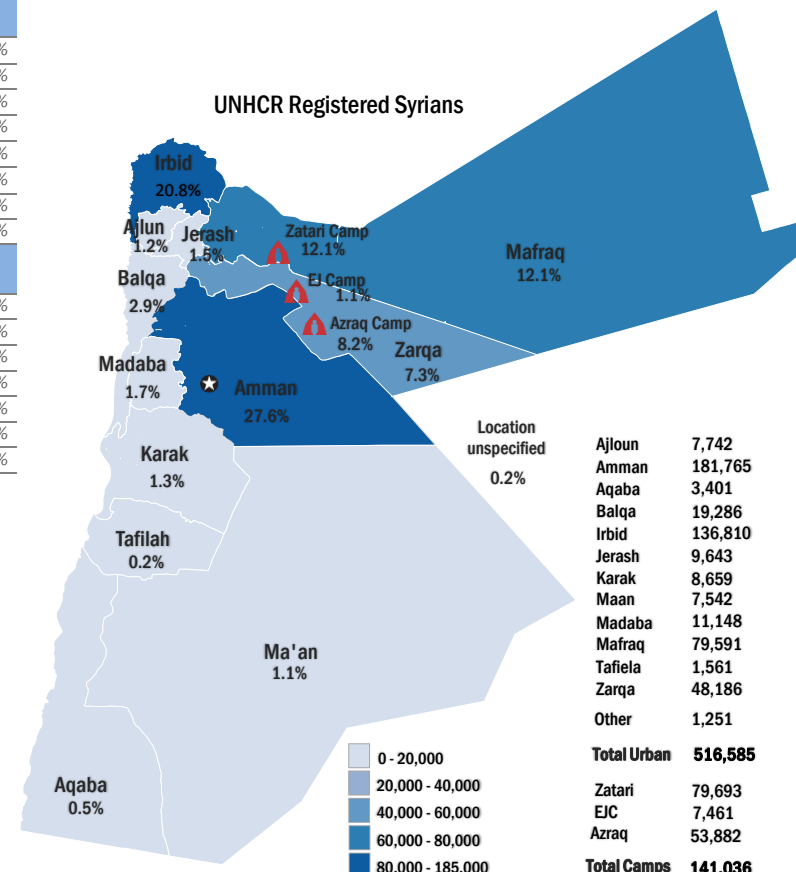


Syrian Registration Trend since 01 March 2011



Interagency Portal: <http://data.unhcr.org/Syrianrefugees>
 UNHCR on the web: <http://www.unhcr.org> ; <http://www.unhcr.org>
 UNHCR on Social network: <http://www.facebook.com/UNHCRJordan> ; <http://twitter.com/ZaatariCamp>
 DAG Jordan

UNHCR Registered Syrians



* Coloured map only reflects refugees living outside camps.