

# 2016 End Year Statistical Dashboard



Inter-Agency  
Coordination  
Lebanon

The end year dashboard summarizes the progress made by 144 partners involved in the Lebanon Crisis Response and highlights trends affecting people in need. Partners in Lebanon are working to: 1) ensure humanitarian assistance and protection for the most vulnerable among the displaced from Syria and poorest Lebanese; 2) strengthen the capacity of national and local delivery systems to expand access to and quality of basic services; and 3) reinforce Lebanon's economic, social, institutional and environmental stability. Data extracted from ActivityInfo and RAIS as of 31 Dec 2016.

## 2016 Planning Figures



**5.9 million**  
Estimated population living in Lebanon



**3.3 million**  
People in need



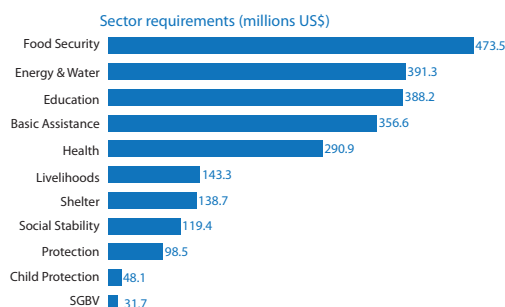
**1.5 million**  
Displaced Syrians



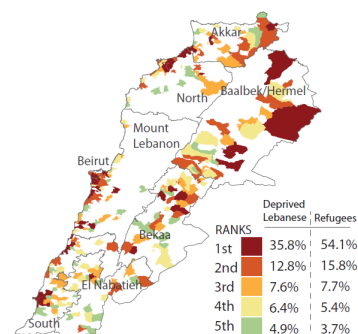
**300,000**  
Palestinians (PRS and PRL)



## 2016 Funding Requirements US\$ 2.48 billion

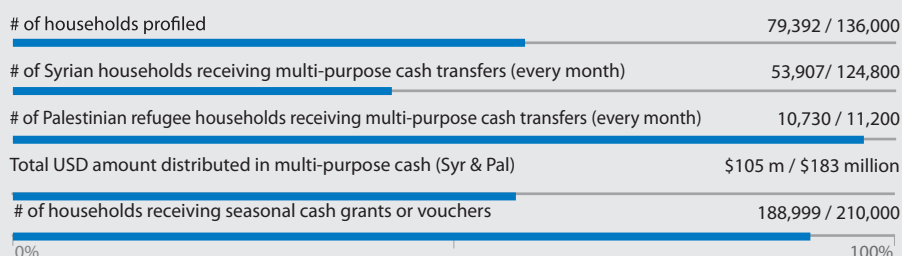


## 251 Most Vulnerable Cadastrals



## Basic Assistance

reached / target



Minimum Expenditure Basket (MEB)<sup>1</sup> 114 \$/capita/month

Survival Minimum Expenditure Basket (SMEB)<sup>1</sup> 87 \$/capita/month

Syrian refugee households living on less than MEB<sup>2</sup> 71%

Syrian refugee households living on less than SMEB<sup>2</sup> 53%

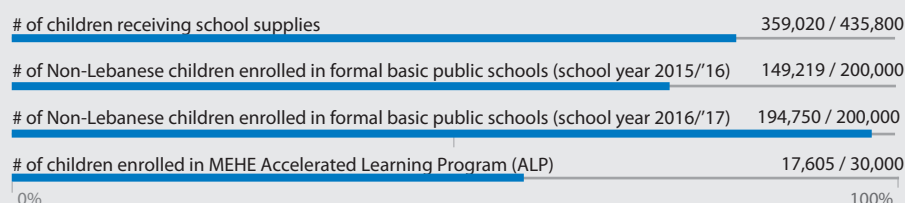
Total amount of seasonal cash distributed in USD<sup>3</sup> \$ 103 m

Total USD injected in economy (winter+mpc)<sup>3</sup> \$ 208 m



## Education

reached / target



School aged Syrian refugee children (age 3-18)<sup>4</sup> 481,087

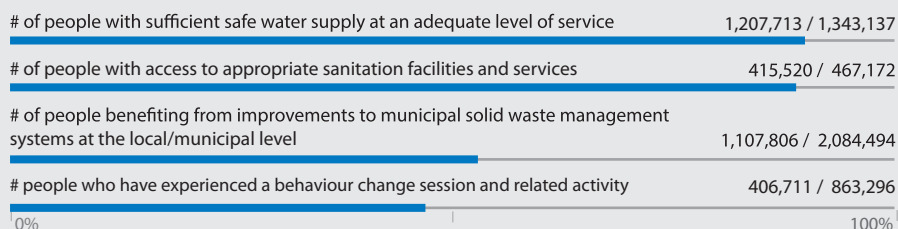
# of public schools operating second shifts for the 2015-16 school year<sup>5</sup> 238

% of Syrian refugee children aged 6-14 who are out of school (2015/'16 school year)<sup>2</sup> 48%



## Energy & Water

reached / target



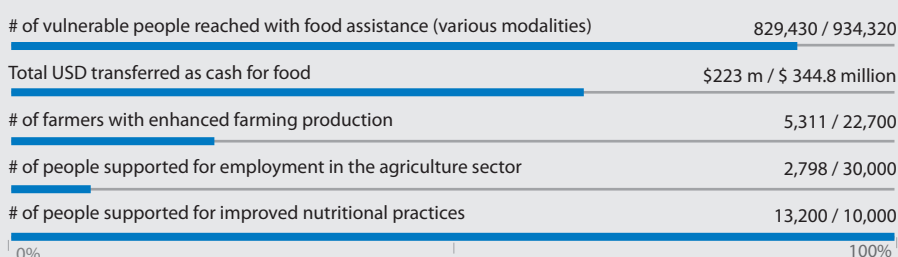
## Households by main source of drinking water<sup>2</sup>

Bottled water	42%
Water network	27%
Protected well	8%
Public water taps	5%
Trucked water (private provider)	5%
Unprotected well	3%
Trucked water (UN/NGO provided)	3%
Protected spring	3%



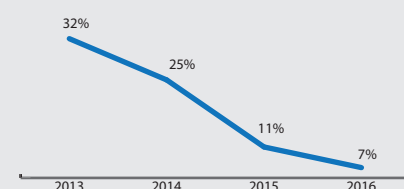
## Food Security

reached / target



WFP food voucher amount<sup>6</sup> 27 \$/person/month

Percentage of Syrian households who are food secure<sup>2</sup>





## Health

reached / target

# of primary health care consultations provided	1,662,881 / 3,204,000
# of persons assisted with their hospital bills	78,918 / 128,500
# of staff receiving salary support at central, peripheral and public health centre level	151 / 283



## Livelihoods

reached / total

# micro, small and medium enterprises (MSME) & cooperatives supported	1,692 / 1,800
# of targeted vulnerable people working on public infrastructure/ environmental assets upgrading	7,371 / 65,000
# people trained and/or provided with marketable skills and services	27,293 / 54,159



## Protection, SGBV and Child Protection

reached / total

# of individuals enrolled for the first time in life skills activities in community centers	25,845 / 17,000
# of individuals who received individual legal counseling on obtaining legal stay documentation	16,126 / 30,000
# of individuals who received individual legal counseling on birth registration	29,731 / 50,000
# of interventions to mitigate protection concerns and ensure access to services (includes referrals)	16,530 / 20,000
# community leaders and gatekeepers trained and/or engaged on GBV	1,556 / 4,500
# individuals accessing psycho-social support in safe spaces	75,952 / 120,000
# of girls and boys who are survivors or at risk receiving specialist child protection support	9,865 / 8,304
# of girls and boys participating in structured, sustained child protection or psychosocial support programmes	224,908 / 152,682
# of individuals (girls, boys and caregivers) reached with community mobilization, awareness or information	664,189 / 402,470
# of people trained on child protection	7,338 / 2,550

## Prevalence of Global Acute Malnutrition (GAM) Syrian Children (0 to 59 months old)<sup>2</sup>

	2013	2016
Boys	2.90%	2.80%
Girls	1.60%	1.60%
All	2.20%	2.30%

Adult Syrian refugees working at least one day in the month preceding the visit in which they were profiled <sup>2</sup>	36%
Host community members report an increase of unemployment since the beginning of the crisis <sup>3</sup>	90%
Youth unemployment rate before the crisis <sup>9</sup>	34%

Total registered Syrian refugees <sup>4</sup>	1,011,366
Percentage of Syrian refugee who are women and children <sup>4</sup>	79%
Residency permit fee per person (age 15+)	USD 200
% of children under 18 years with disabilities <sup>4</sup>	2%
% of youth aged 18-24 with disabilities <sup>4</sup>	3%

Documents required to obtain legal residency (for UNHCR-registered refugees) include:

- certified copies of a lease agreement or real-estate deed;
- certified attestation from a mukhtar (village leader) that the landlord owns the property;
- notarized pledge not to work; and
- proof of financial means or support received.

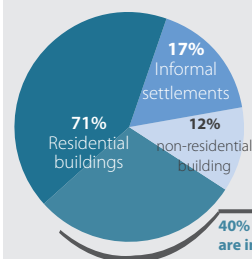


## Shelter

reached / total

# of people benefiting from weatherproofing in informal settlements	178,511 / 224,464
# of people benefiting from rehabilitation of substandard buildings	56,405 / 147,353
# of people benefiting from weatherproofing or weatherproofing and WASH upgrades of substandard buildings	27,293 / 60,566
# people who received conditional cash for rent	5,692 / 57,468

## Syrian refugee shelter type<sup>2</sup>



**Residential buildings**  
Apartments, houses, or doorman rooms

**Non-Residential buildings**  
Worksites, garages, shops

**Informal Settlements**  
Tents created from timber, plastic sheeting, and other materials



## Social Stability

reached / total

# community & municipal support project implemented to alleviate resource pressure and reduce tensions	237 / 732
# new dispute resolution and conflict prevention mechanisms established	59 / 32
# youth and children engaged in social stability initiatives	5,343 / 12,550

Number of vulnerable cadastres where population has increased by 50% or more <sup>7</sup>	114
Percentage of municipalities too small to provide any local services <sup>8</sup>	70%
Percentage of host and displaced communities members reporting multiple causes of tensions <sup>8</sup>	55%

Sources:

<sup>1</sup> Inter-agency Information Sharing Portal, Basic Assistance, SMEB,MEB : <http://data.unhcr.org/syrianrefugees/download.php?id=6327>

<sup>2</sup> 2016 Vulnerability Assessment for Syrian Refugees VASyR, <http://data.unhcr.org/syrianrefugees/download.php?id=12482>

<sup>3</sup> Activity Info

<sup>4</sup> UNHCR refugee data, as of 31 December 2016

<sup>5</sup> MEHE Ministry of Education and Higher Education

<sup>6</sup> World Food Programme January 2016 Update, <http://data.unhcr.org/syrianrefugees/download.php?id=10220>

<sup>7</sup> Inter-Agency 251 most vulnerable cadastres, <https://data.unhcr.org/syrianrefugees/download.php?id=8698>

<sup>8</sup> REACH/OCHA/UNICEF: Defining Community Vulnerabilities in Lebanon <https://data.unhcr.org/syrianrefugees/download.php?id=9545>

<sup>9</sup> World Bank Systematic Country Diagnostics <https://openknowledge.worldbank.org/handle/10986/23099>

# LCRP 2016 Funding Update



Inter-Agency  
Coordination  
Lebanon

## 2016 APPEAL

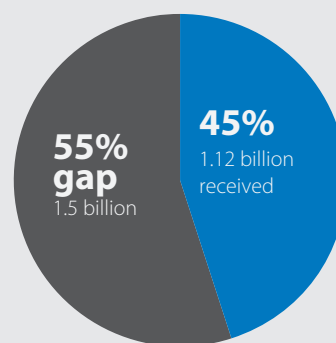
RECEIVED

\$ **1.12**  
BILLION

Total funding reported  
received as of 31 December

APPEAL

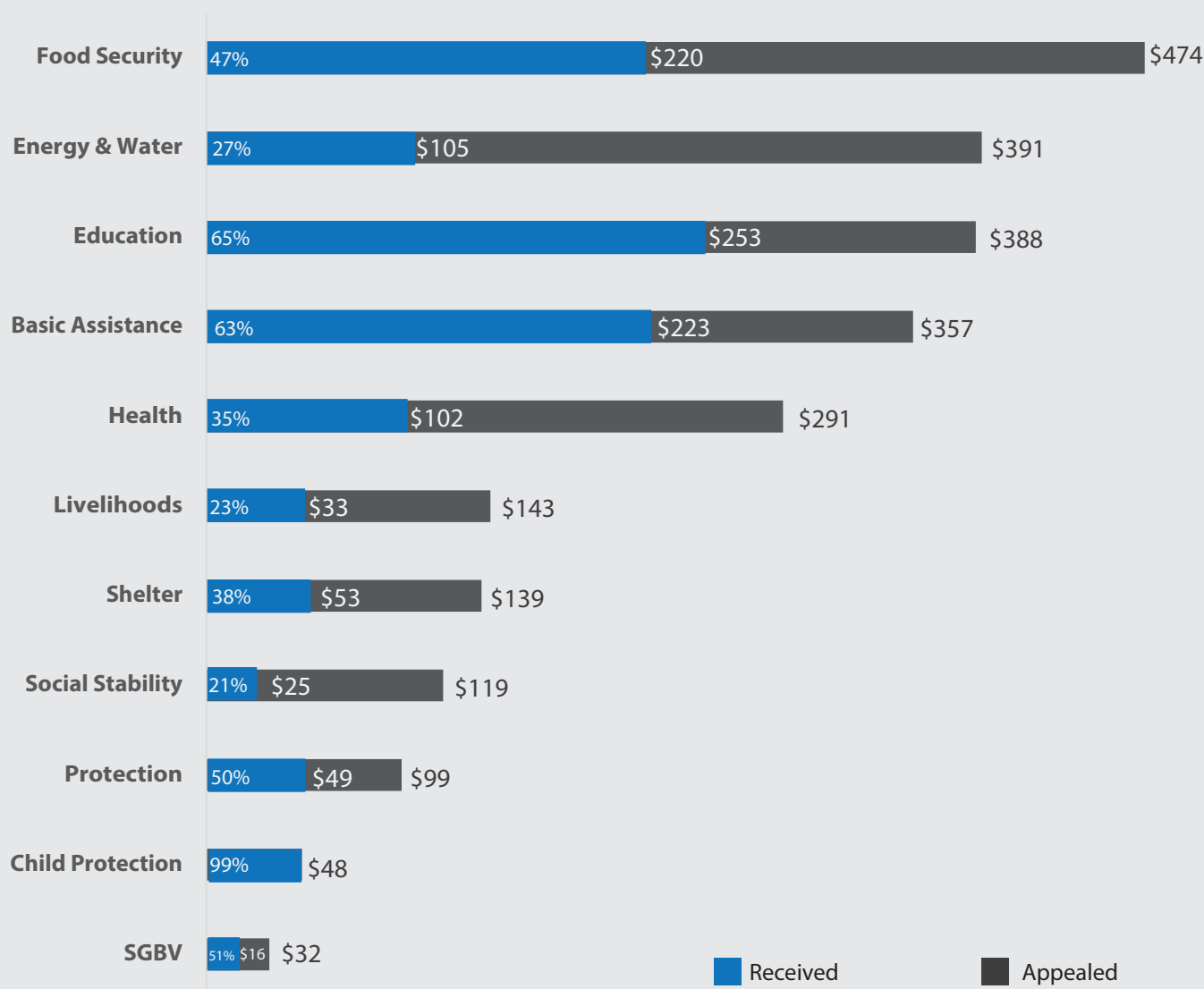
\$ **2.48**  
BILLION



**TOTAL APPEAL**

## 2016 FUNDING RECEIVED AND ALLOCATED

(millions USD)



60 Organizations reported funding received in 2016: ABAAD, ACTED, ADRA, AMEL, Ana-Aqra, ANERA, ARCS, CARE, CCP JAPAN, CLMC, CONCERN, COOPI, Dorcas, DRC, FAO, FPSC, GVC, Handicap International, Humedica, HWA, ILO, IMC, Internat. Alert, IOCC, IOM, IR, IRC, Leb Relief, MAG, Makassed, Makhzoumi, Medecins du Monde, Medical Aid for Palestinians (MAP), MSD, MTI, NRC, OXFAM, PCPM, PU-AMI, QRC, RET, RI, SCI, SFCG, SHEILD, SIF, Solidar Suisse, Solidarites International, Tdh-Italia, UNDP, UNFPA, UN-Habitat, UNHCR, UNICEF, UNRWA, URDA, WFP, WHO, World Vision International, YMCA