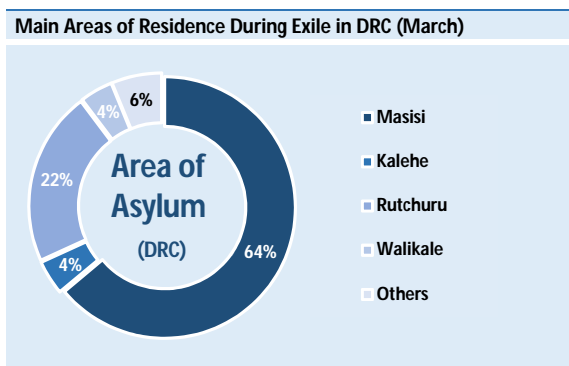
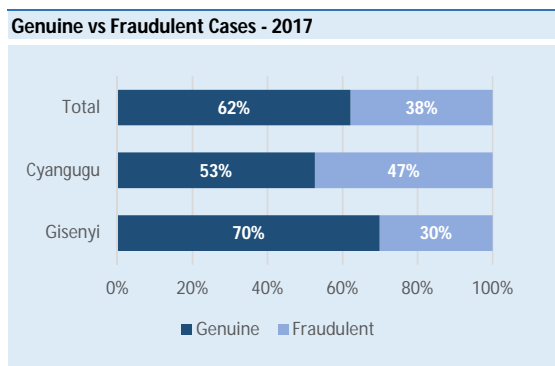
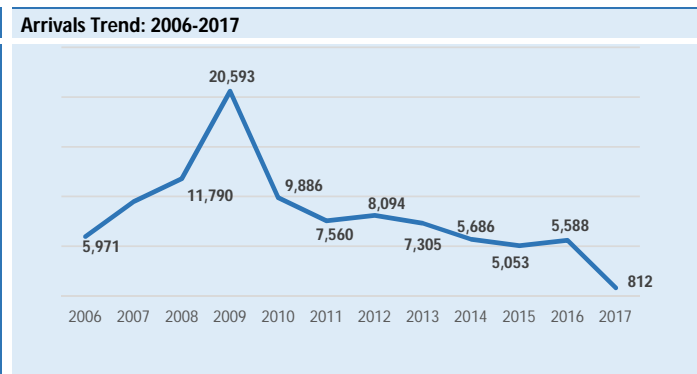
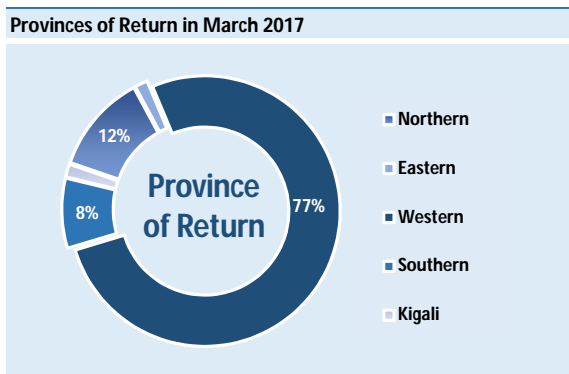


### Main Districts of Return

	Mar-17	2009 -2017
Karongi	67 13%	3,576 5%
Musanze	23 4%	3,489 5%
Nyabihu	77 15%	8,705 12%
Rutsiro	70 14%	4,958 7%
Nyamasheke	9 2%	4,436 6%
Rubavu	87 17%	5,489 8%
Ngororero	56 11%	2,363 3%
Rusizi	23 4%	7,652 11%
Others	103 20%	29,881 42%



### Returns Trend - Main Countries of Asylum From Which Returnees Originate

Country of Asylum	2017	2009-17
D.R Congo	810	99.8% 63,529
Congo Brazzaville	1	259 0.4%
Angola		16 0.0%
Uganda		6,540 9.2%
Malawi		141 0.2%
Burundi		137 0.2%
Zambia		86 0.1%
Cameroon		45 0.1%
Others	1	0.1% 121 0.2%