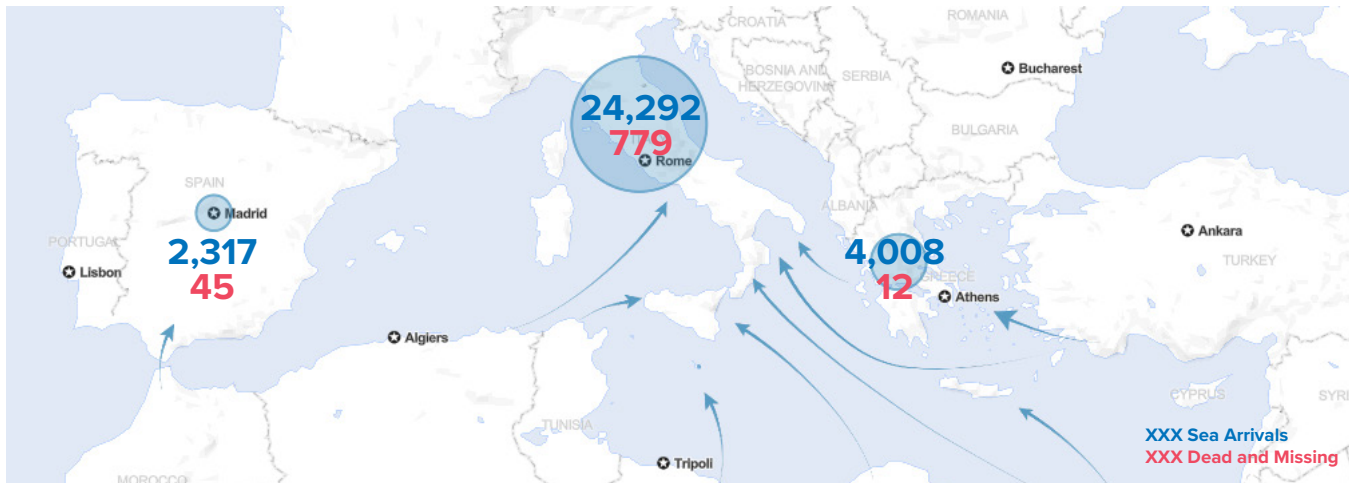


# EUROPE KEYDATA

## Sea Arrivals in Europe



### Sea Arrivals

↓ **30,617** in Q1 2017  
**171,132** in Q1 2016

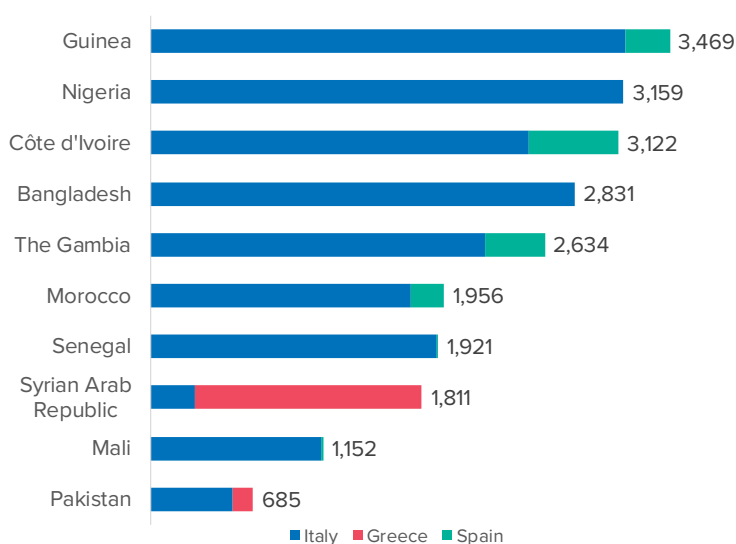
### Dead and Missing

↑ **836** in Q1 2017  
**732** in Q1 2016

**361,709** in 2016  
**1,015,078** in 2015

**5,096** in 2016  
**3,771** in 2015

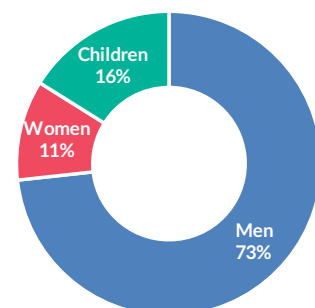
Top 10 nationalities of Mediterranean sea arrivals in Q1 2017



Distribution per country of sea arrivals



Demography of sea arrivals



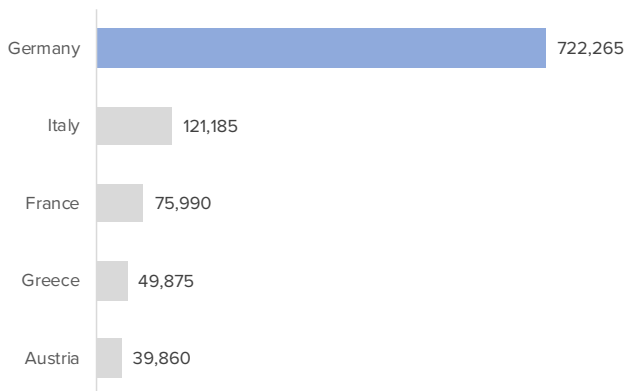
## New Asylum Applications in EU countries (Jan-Mar 2017)

Source: Eurostat data extracted: 05/05/2017

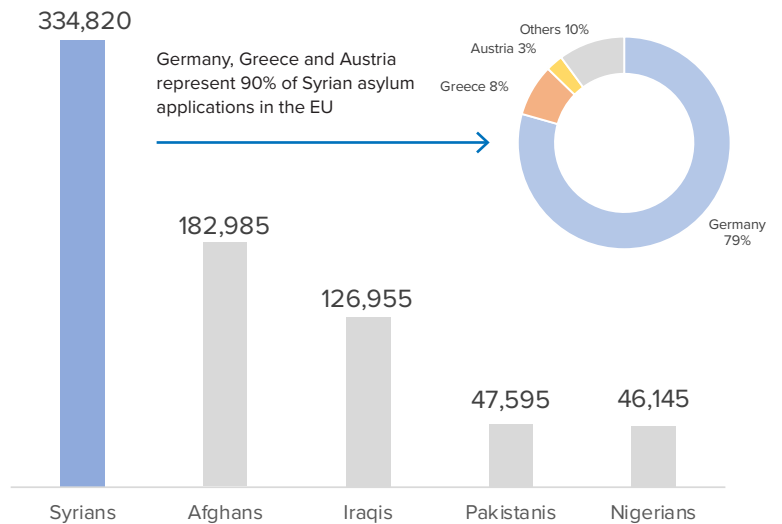
**124,605** applications in 2017  
(Partial data for Jan-Mar 2017. All data is provisional)  
↓ **1,204,300** applications in 2016  
**1,322,825** applications in 2015

PENDING APPLICATIONS END OF 2016  
**1,094,115**

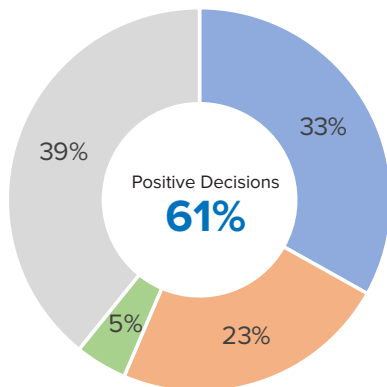
### Top 5 Receiving Countries in the EU (2016)



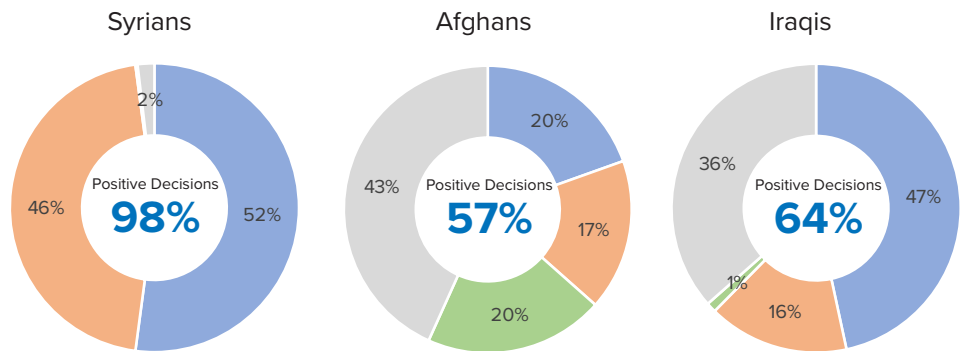
### Top 5 Nationalities of asylum applications (2016)



### Overall EU first instance decisions (2016)



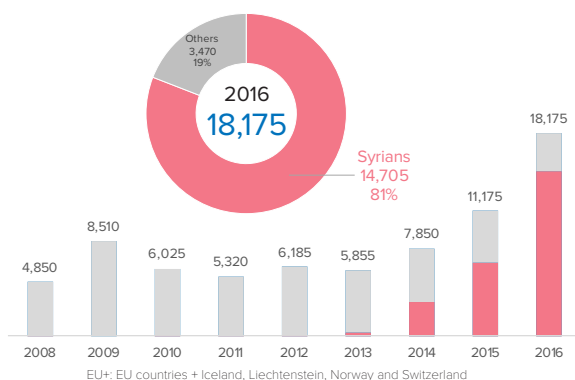
### Top Nationalities of EU first instance decisions (2016)



■ Geneva Convention status ■ Subsidiary protection status ■ Humanitarian status ■ Rejected

### Resettlement arrivals in the EU+ countries (2016)

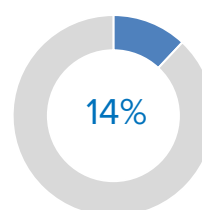
Source: Eurostat data extracted: 05/05/2017



### Relocation as of 5 May 2017

Source: European Commission

**5,413** from Italy



**12,555** from Greece

