

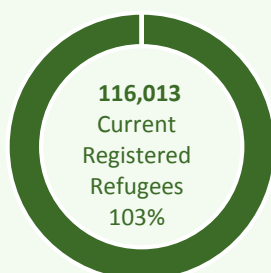


March distribution took place from 23 to 28 March 2017, targeting 76,012 beneficiaries (73,198 Syrian refugees and 2,814 Palestinian refugees from Syria). Redemption period for March cycle ended on 04 April 2017.

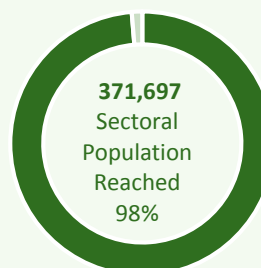
Annual inflation rates reached an all-time peak during February 2017. Annual inflation in Consumer Price Index (CPI) reached 31.7 percent, compared to 9.5 percent in February 2016, while inflation in the Food Price Index soared to 41.3 per cent compared to 13.3 per cent in February 2016. This indicates that annual inflation in CPI during February 2017 is 234 percent higher than that during the same month in 2016. Annual inflation in prices of staple foods continued to increase in February 2017, reaching 58.7 per cent for bread and cereals and 61.7 per cent for oil and fats. This increase in food prices is reflected in the cost of the minimum expenditure food basket for Syrian refugees which increased to EGP 410.5 (USD 22.7) in January 2017, compared to EGP 213 (USD 11.7) during February 2016.



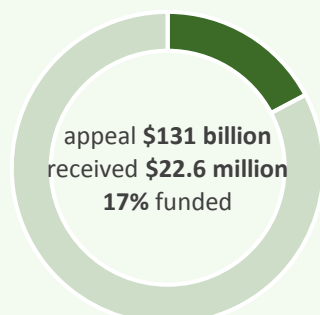
**113,000** Syrian Refugees  
expected by end-2017



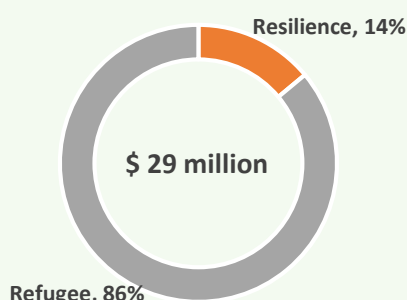
**376,522** Refugees & Local  
Community Members Sectoral Target  
by end of 2017



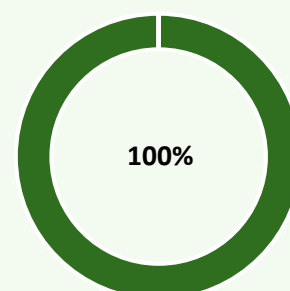
**3RP 2017 Funding Status**



**Sector Appeal**



**Responding Partners**



**1** partner reporting for the  
month




**Sectoral Indicators Progress**


Reached/Target

■ Women ■ Girls ■ Boy ■ Men ■ Aggregate/Number

75,875 beneficiaries by age/gender receiving food assistance as % of planned\*\*\*



295,822 primary school children assisted by gender and origin (Egyptian vs Syrians) as % of planned



Note: These dashboards reflect the achievements for the 3RP partners including UN agencies, and NGOs involved in the 3RP response in Egypt. Progress and target may change in line with the data revisions. All data on this dashboard is current as at 31 January 2017.

\*\*\*Distributed Cards, Reconciliation ongoing