

Registration Statistics


Registered 30 May to 01 June

Mahama	91
Kigali	217
Nyarushishi	
Total	308

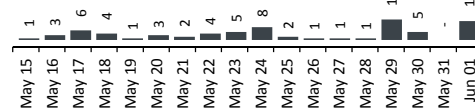
Camp / Reception Centre Population

Bugesera*	257	139
Nyanza*	89	58
Nyarushishi*	6	5
Mahama	53,590	18,503
Gatore*	128	116
Kigali	28,392	14,242
Huye	3,271	1,256
Total	85,733	34,319

Total Arrivals



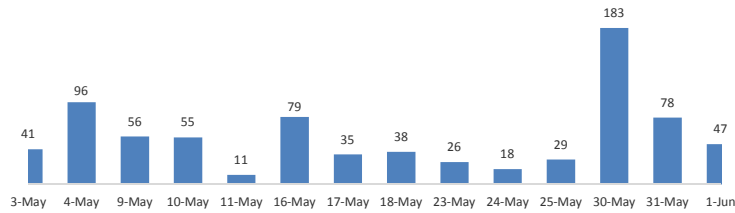
Gatore Arrivals



85,733	Total Active Refugees
85,203	Registered L2
530	Registered L1**
9,945	Temporarily Inactivated***
95,678	Active + Inactive Refugees

Kigali Arrivals: 12 Nyanza Arrivals: 1 Nyarushishi Arrivals: 0

Daily Registration Trends



Area of Origin

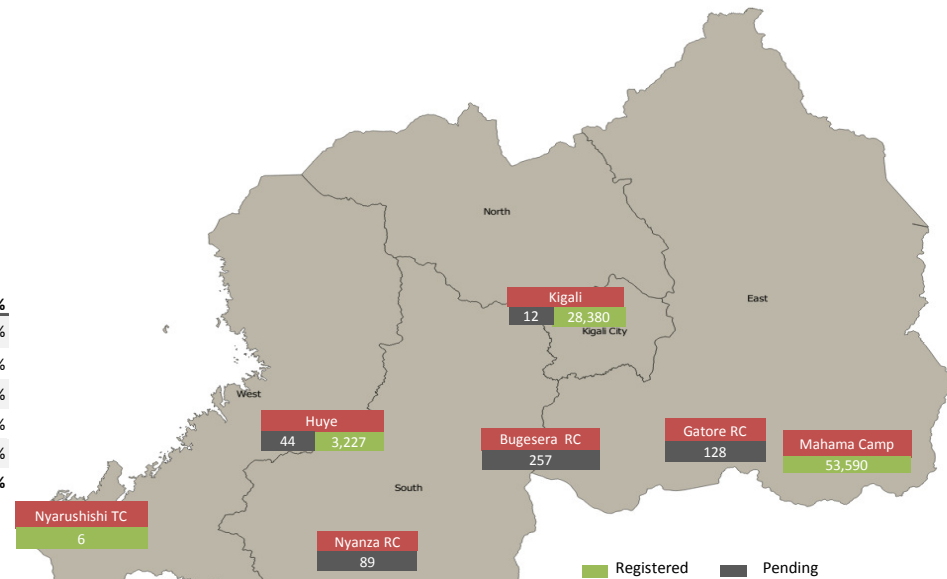
Kirundo	36,541	43%
Bujumbura Mairie	31,006	36%
Muyinga	8,016	9%
Ngozi	2,712	3%
Karuzi	1,172	1%
Kayanza	964	1%
Cibitoke	924	1%
Gitega	621	1%
Bubanza	487	1%
Ruyigi	465	1%
Others	2,295	3%
Total	85,203	

Age Cohort

Age Cohort	Female	Male	Total	%
0 - 4 years	6,304	6,546	12,850	15%
5 - 11 years	7,771	7,900	15,671	18%
12 - 17 years	5,368	5,657	11,025	13%
18 - 59 years	21,590	22,249	43,839	51%
60 + years	1,165	653	1,818	2%
Total	42,198	43,005	85,203	100%

Dependants of Burundian Refugees - Other Nationalities

Origin	Female	Male	Total
Rwanda	268	24	292
Tanzania	2	1	3
Belgium	1		1
Kenya	1		1
Uganda	1		1
Total	273	25	298



* Source: MIDIMAR. All other sources are UNHCR

** Individuals registered in Nyanza, Gatore, Bugesera RCs have undergone level 1 biometric registration

*** Inactivated due to absence at food distribution for 3 or more consecutive months in Sep 2015 - April 2017 (8,488) or spontaneous departure to BDI (1,457)

For more information please visit our website: <http://data2.unhcr.org/en/situations/burundi/location/2006>