

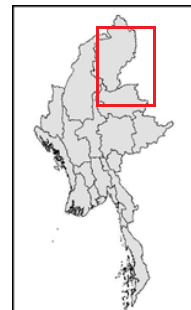
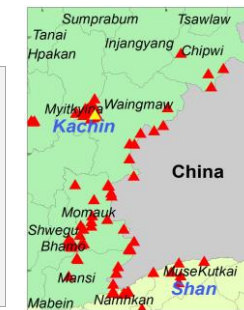
Shelter/NFI/CCCM Cluster Camp Profiling: Kachin & Northern Shan States

Data collection Period : Sep - Dec '2015

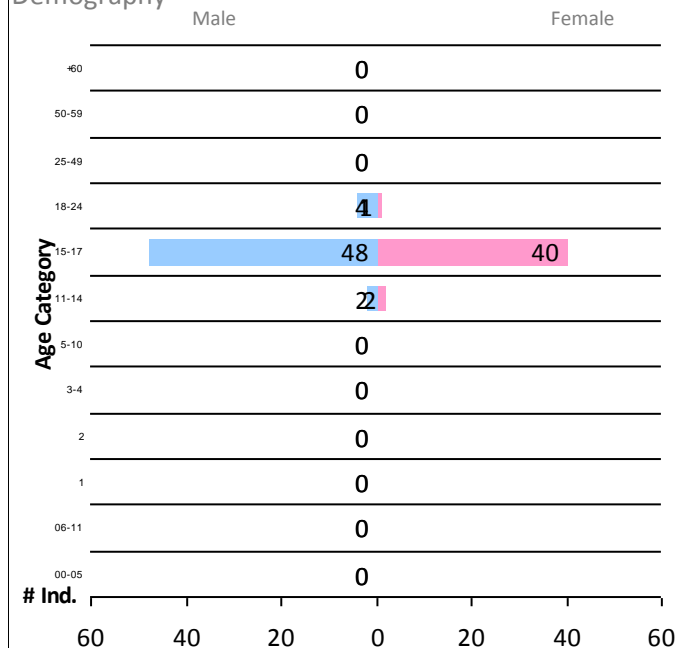
Type of interviewer : CCCM Focal Point

Camp Management		Geographical Data		Access to Services	
Responsible Agency :	KBC	State/Region :	Kachin	Regular market	< 0.5 Mile
Camp Manager :	Mr. Kyang Sau	Township :	Waingmaw	Drinking waterpoint	In camp
Contact No. :	09256078034	Village Track/Town	Waingmaw To	Health facility	< 0.5 Mile
Date of Establishment :	01/11/2011	Village/Ward	No (2) Ward	Pre-school/Nursery	< 0.5 Mile
		Latitude :	97.44	Primary school	0.5-1 Mile
		Longitude :	25.36	Middle school	0.5-1 Mile
		Altitude :	0	High school	0.5-1 Mile

Total Number of IDPs	97
Total Number of Households	
Total Number of Female	43
Total Number of Male	54



Demography



Access to Services

Shelter/NFI			
Collective_Center			
Emergency shelter / Makeshift shelter			
Temporary shelter			
Education			
	Male	Female	Teacher
Pre-school (ECD) - (age 3-4)	0	0	0
Primary (age 5-10)	2	0	0
Middle (age 11-14)	34	26	0
High (age 15-17)	22	13	0
Total	58	39	0

Health	
The type of the nearest accessible functioning health facility:	Hospital
The following staff or health services are regularly available:	doctors, nurses,

Camp Coordination & Camp Management		
Permanent arrivals to camp in last 6 months:		
Permanent departures from camp in last 6 months:		2
Destination of the majority of departures :		Other IDP camps
Camp management committee currently in Place :	Yes	
Number of camp management committee members:		
	Male	Female
IDP Members	5	1
Non-IDP Members	2	
Total Members	7	1
Total Members Trained	1	
Is there a complaints mechanism in place ?	Yes	

Food	
Main type of kitchen(s):	Mixed
Is there a proper storage facility for food?	Yes

Livelihood	
Currently, two main livelihoods activities for male camp resident are :	&
Before displ., the two main livelihoods activities for male camp residents were :	&
Currently, two main livelihoods activities for female camp resident are :	&
Before displ., the two main livelihoods activities for female camp residents were :	&

Vulnerabilities collected

- Lactating women
- Mentally Disabled
- Older person at risk
- Persons with serious Medical Condition
- Physically Disabled
- Pregnant women
- Separated Children (<18)
- Single Headed Households
- Unaccompanied Children (<18)

Number of Vulnerable people in the camp :

Protection	
Child_Friendly_Space	No
Child_Friendly_Space_Opening_Hour	
#of_Children accessing the facility	
Youth_Centre	No
Youth_Centre_Opening_Hour	
Youth_Centre_#of_Children	
Women_Girls_Center	No
Women_girls centre_Opening_Hour	
Women_girls centre_Distance (in miles)	0
Family tracing service available	No
Referral pathway for protection cases available	No
Legal services available for camp residents	No
Electricity/solar panels the whole night?	Yes