

## Shelter/NFI/CCCM Cluster Camp Profiling: Kachin &amp; Northern Shan States

Data collection Period : Sep - Dec '2015

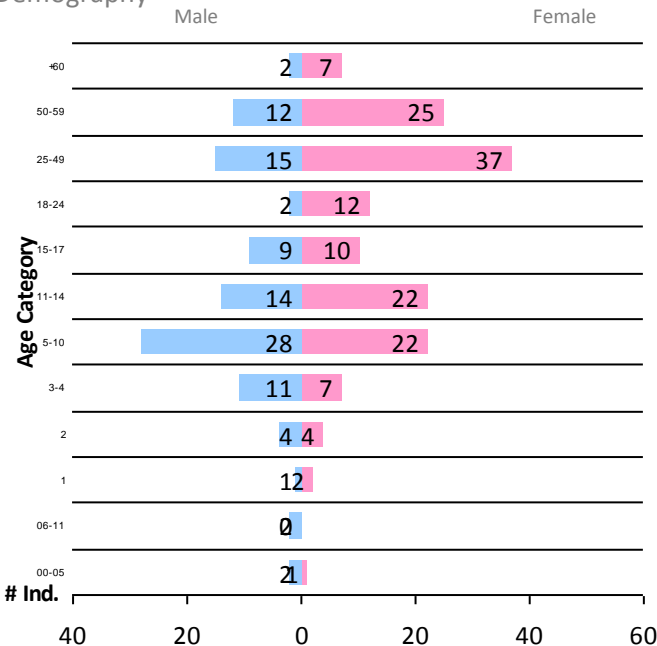
Type of interviewer : CCCM Focal Point

Camp Management		Geographical Data		Access to Services	
Responsible Agency :	KBC	State/Region :	Shan_North	Regular market	0.5-1 Mile
Camp Manager :	Hpauyu Naw Din	Township :	Muse	Drinking waterpoint	In camp
Contact No. :	15388829002	Village Track/Town	Muse Town	Health facility	In camp
Date of Establishment :	01/03/2014	Village/Ward	Ho Mon Ward	Pre-school/Nursery	In camp
		Latitude :		Primary school	1-5 Miles
		Longitude :		Middle school	1-5 Miles
		Altitude :		High school	1-5 Miles

Total Number of IDPs	251
Total Number of Households	55
Total Number of Female	149
Total Number of Male	102



## Demography








## Vulnerabilities collected

- Lactating women
- Mentally Disabled
- Older person at risk
- Persons with serious Medical Condition
- Physically Disabled
- Pregnant women
- Separated Children (<18)
- Single Headed Households
- Unaccompanied Children (<18)

Number of Vulnerable people in the camp : 26

## Access to Services

 Shelter/NFI			
Collective_Center			
Emergency shelter / Makeshift shelter			
Temporary shelter			
 Education			
	Male	Female	Teacher
Pre-school (ECD) - (age 3-4)	12	14	0
Primary (age 5-10)	0	0	0
Middle (age 11-14)	0	0	0
High (age 15-17)	0	0	0
Total	12	14	0
 Health			
The type of the nearest accessible functioning health facility:			Hospital
The following staff or health services are regularly available: doctors, nurses,			
 Wash			
Water need coverage	100%		
Latrines coverage	80%		
Semi permanent latrines coverage	0%		
Bathing facilities coverage	100%		
Hand washing facilities coverage	80%		
Hygiene kits coverage	100%		
 Protection			
Child_Friendly_Space	Yes		
Child_Friendly_Space_Opening_Hour	Weekly		
#of_Children accessing the facility	>20		
Youth_Centre	No		
Youth_Centre_Opening_Hour			
Youth_Centre_#of_Children			

<b>Camp Coordination &amp; Camp Management</b> Permanent arrivals to camp in last 6 months: Permanent departures from camp in last 6 months: Destination of the majority of departures : Camp management committee currently in Place : Yes Number of camp management committee members: Male Female IDP Members Non-IDP Members Total Members Total Members Trained Is there a complaints mechanism in place ? Yes	
<b>Livelihood</b> Currently, two main livelihoods activities for male camp resident are : Farming & Daily worker Before displ., the two main livelihoods activities for male camp residents were : Farming & Fishing Currently, two main livelihoods activities for female camp resident are : Farming & Daily worker Before displ., the two main livelihoods activities for female camp residents were : Farming & Fishing	
Women_Girls_Center Women_girls centre_Opening_Hour Women_girls centre_Distance (in miles) Family tracing service available Referral pathway for protection cases available Legal services available for camp residents Electricity/solar panels the whole night?	No 0 Yes No Yes Yes