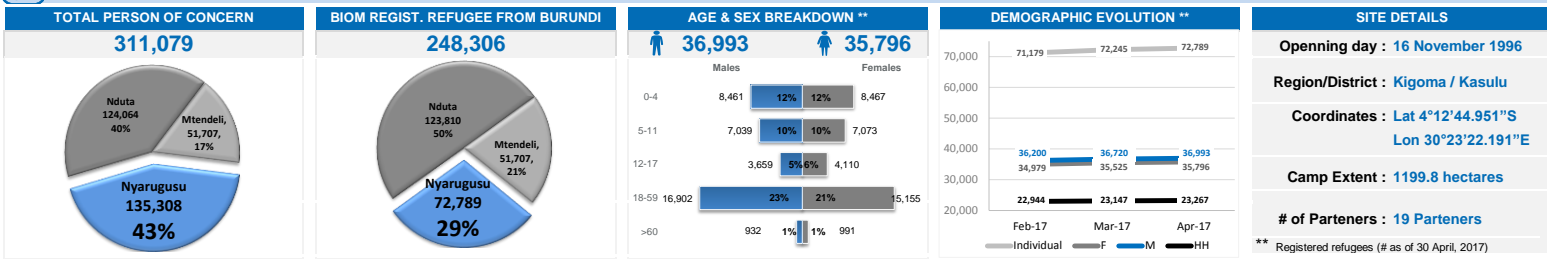
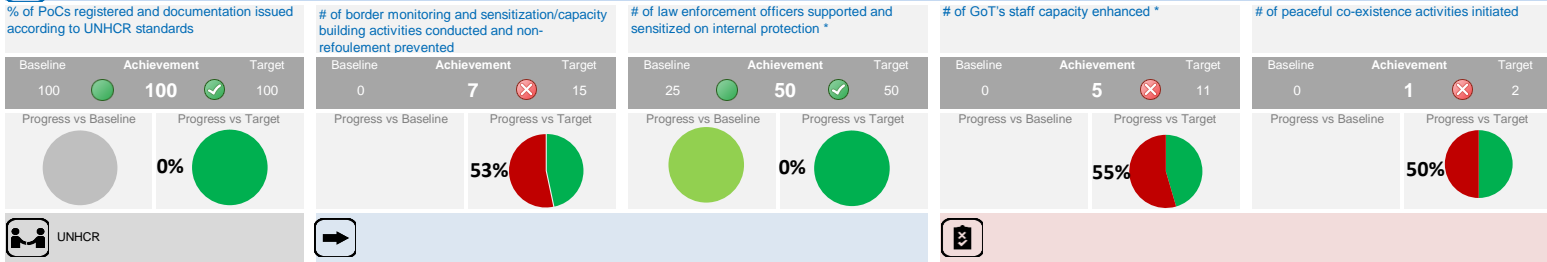


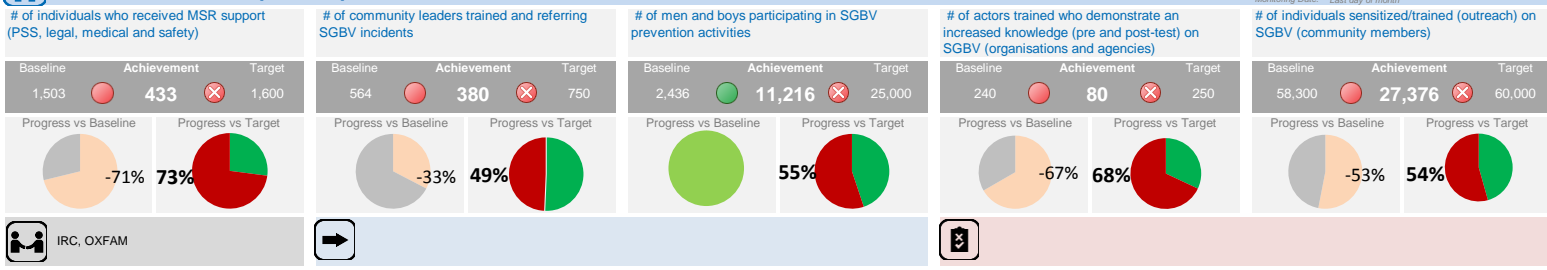
KEY FIGURES



PROTECTION



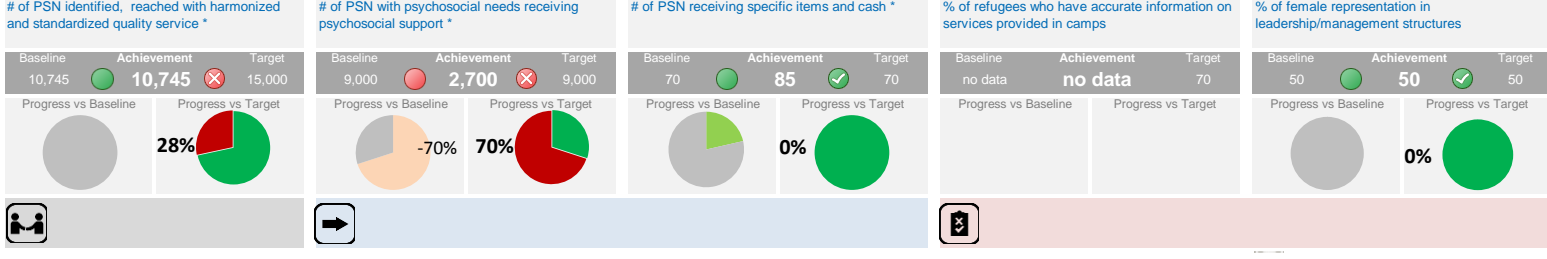
PROTECTION (SGBV) *



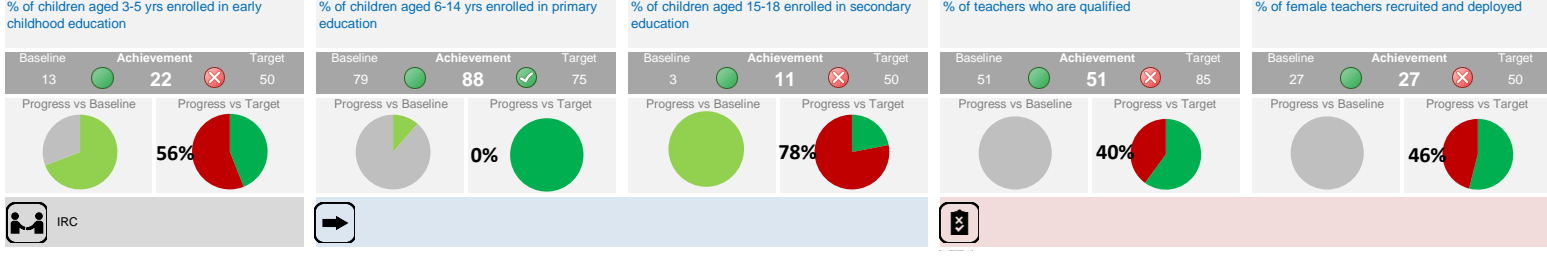
PROTECTION (Child Protection)



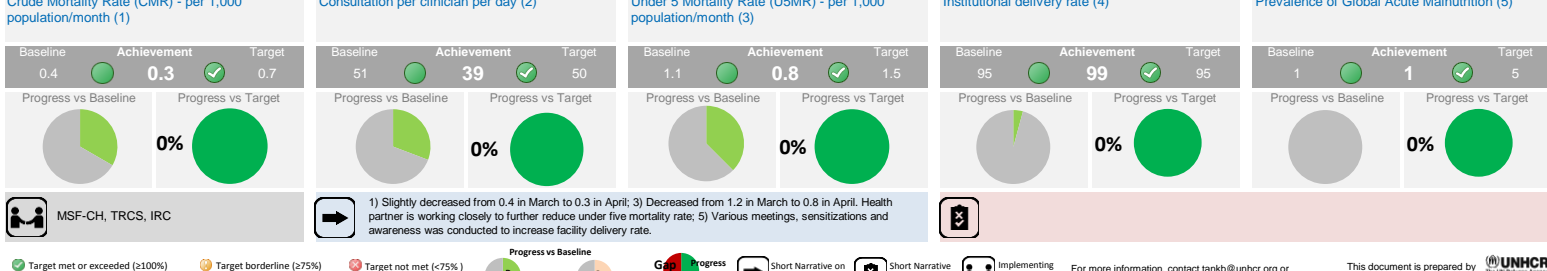
PROTECTION (Person with Specific Need / Community Based Protection)



EDUCATION



HEALTH & NUTRITION



LIVELIHOODS *

# of refugees trained	# of start-up kits/cash provided	# of households provided with agricultural inputs	# of refugee micro entrepreneurs supported	# of refugees provided with financial services
Baseline: 870, Achievement: 960, Target: 654 Progress vs Baseline: 0%, Progress vs Target: 100%	Baseline: 118, Achievement: 332, Target: 1,343 Progress vs Baseline: 75%, Progress vs Target: 25%	Baseline: 160, Achievement: 220, Target: 132 Progress vs Baseline: 0%, Progress vs Target: 100%	Baseline: 582, Achievement: 897, Target: 4,400 Progress vs Baseline: 54%, Progress vs Target: 20%	Baseline: 423, Achievement: 423, Target: 1,111 Progress vs Baseline: 62%, Progress vs Target: 38%
CWS, GNTZ, IRC, Oxfam				

WASH

# litres of safe drinking water per persons per day (1)	# of persons per usable tap (2)	# of persons per hygiene promoter (3)	% of households with family latrines (4)	# people per latrine stance (5)
Baseline: 21, Achievement: 19, Target: 20 Progress vs Baseline: -10%, Progress vs Target: 6%	Baseline: 110, Achievement: 128, Target: 200 Progress vs Baseline: -14%, Progress vs Target: 0%	Baseline: 0, Achievement: 2,591, Target: 500 Progress vs Baseline: 81%, Progress vs Target: 518%	Baseline: 10, Achievement: 23, Target: 40 Progress vs Baseline: 42%, Progress vs Target: 58%	Baseline: 20, Achievement: 16, Target: 20 Progress vs Baseline: 0%, Progress vs Target: 80%
OXFAM		1) Daily water production report; 2) WMS; 3) Available WASH committees supplement; 4) WMS; 5) WMS report, reported pop/drop hole.		

FOOD

% of refugees receiving timely monthly food assistance	% of required food quantity distributed (2,100 kcal)	# of refugee families assisted with cash transfer for food purchase	Post Distribution Monitoring Conducted	CHS Conducted
Baseline: 100, Achievement: 99.8, Target: 100 Progress vs Baseline: -0.2%, Progress vs Target: 0%	Baseline: 100, Achievement: 89, Target: 100 Progress vs Baseline: -11%, Progress vs Target: 11%	Baseline: 14,000, Achievement: 2,265, Target: 14,000 Progress vs Baseline: -84%, Progress vs Target: 16%	Baseline: Yes, Achievement: Yes, Target: Yes Progress vs Baseline: 0%, Progress vs Target: 100%	Baseline: Yes, Achievement: Yes, Target: Yes Progress vs Baseline: 0%, Progress vs Target: 100%
TWESA, ADRA		1) 178 individuals did not show up at distribution; 2) Ration reduction; 3) Target population is 10,000; 4) PDM Process; 5) CHS (process, Output, Outcome).		

CCCM

% families receiving core relief items	% of population who received dignity supplies	# of joint assessment	% of actors regularly participating in UNHCR coordination meetings	PDMs conducted
Baseline: 100, Achievement: 100, Target: 60 Progress vs Baseline: 0%, Progress vs Target: 100%	Baseline: 0, Achievement: 0, Target: 60 Progress vs Baseline: 100%, Progress vs Target: 0%	Baseline: 1, Achievement: 2, Target: 1 Progress vs Baseline: 0%, Progress vs Target: 100%	Baseline: 68, Achievement: 95, Target: 100 Progress vs Baseline: 5%, Progress vs Target: 38%	Baseline: yes, Achievement: yes, Target: Yes Progress vs Baseline: 0%, Progress vs Target: 100%
TWESA, UNHCR				

SHELTER & SITE PLANNING

% of households living in adequate dwellings (Transitional Shelters)	# of Km of road constructed and maintained	# of educational facilities constructed or improved	% of households provided with emergency shelters	Average camp area per person (m2)
Baseline: no data, Achievement: 41, Target: 55 Progress vs Baseline: 25%, Progress vs Target: 75%	Baseline: 40, Achievement: 35.0, Target: 37.3 Progress vs Baseline: -13%, Progress vs Target: 6%	Baseline: no data, Achievement: 50, Target: 50 Progress vs Baseline: 0%, Progress vs Target: 100%	Baseline: no data, Achievement: 100, Target: 100 Progress vs Baseline: 0%, Progress vs Target: 100%	Baseline: no data, Achievement: 90, Target: 45 Progress vs Baseline: 0%, Progress vs Target: 100%
AIRD, TWESA, IRC				

CR/NFI & TRANSPORT/LOGISTIC

% of vehicles in adequate condition	% core relief item kits requested, delivered	% of soap requested, delivered per month	% of generators fully functioning and maintained	% of persons transported with their belongings
Baseline: 100, Achievement: no data, Target: 100 Progress vs Baseline: no data, Progress vs Target: no data	Baseline: 100, Achievement: no data, Target: 100 Progress vs Baseline: no data, Progress vs Target: no data	Baseline: 100, Achievement: no data, Target: 100 Progress vs Baseline: no data, Progress vs Target: no data	Baseline: 100, Achievement: no data, Target: 100 Progress vs Baseline: no data, Progress vs Target: no data	Baseline: no data, Achievement: no data, Target: 100 Progress vs Baseline: no data, Progress vs Target: no data

ENVIRONMENT & ENERGY

Availability of energy efficient cooking programmes, which includes a reduction in reliance of firewood for cooking	Availability of water conservation plans	Availability of woodland management plans	Availability of gender inclusive environment and wellbeing committees
Baseline: no, Achievement: no, Target: yes Progress vs Baseline: 100%, Progress vs Target: 0%	Baseline: no, Achievement: yes, Target: yes Progress vs Baseline: 0%, Progress vs Target: 100%	Baseline: yes, Achievement: yes, Target: yes Progress vs Baseline: 0%, Progress vs Target: 100%	Baseline: no, Achievement: yes, Target: yes Progress vs Baseline: 0%, Progress vs Target: 100%