

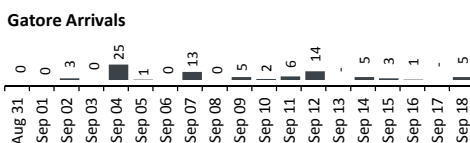

Registration Statistics

Registered 05-14 Sep 2017

Mahama	360
Kigali	-
Nyarushishi	-
Total	360

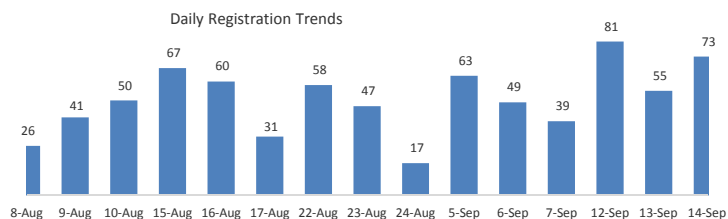
Camp / Reception Centre Population

Bugesera*	82	49
Nyanza*	22	8
Nyarushishi*	-	-
Mahama	55,275	18,970
Gatore*	65	47
Kigali	28,546	14,561
Huye	3,392	1,304
Total	87,382	34,939



	87,382	Total Active Refugees
	86,878	Registered L2
	504	Registered L1**
	10,362	Temporarily Inactivated***
	97,740	Active + Inactive Refugees

Kigali Arrivals:3 Bugesera Arrivals:5 Nyanza Arrivals: 0



Area of Origin

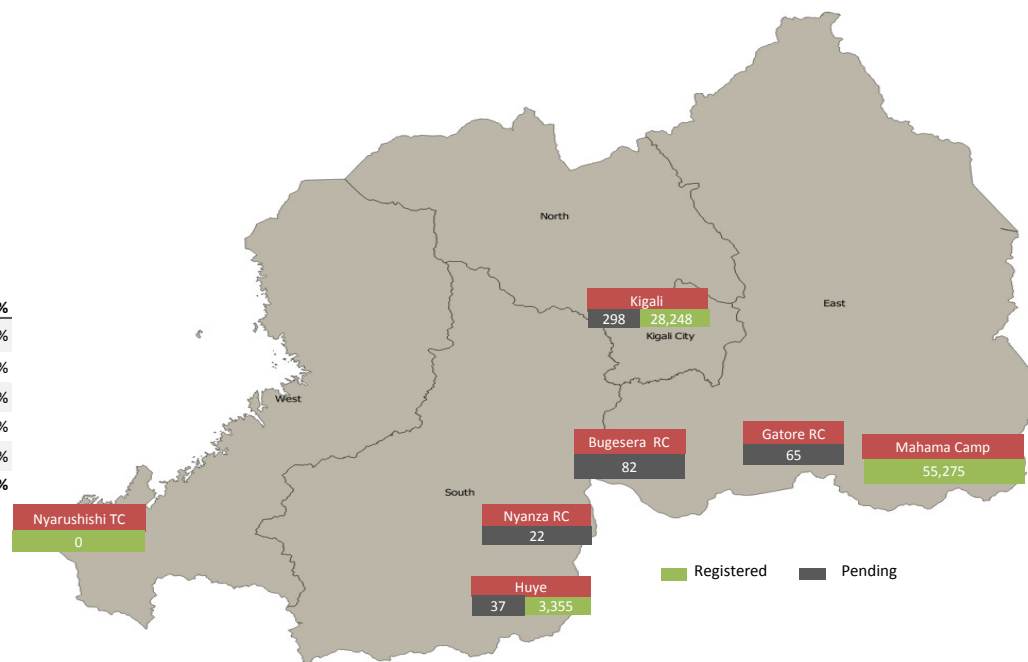
Kirundo	37,799	44%
Bujumbura Mairie	31,072	36%
Muyinga	8,095	9%
Ngozi	3,407	4%
Karuzi	1,204	1%
Kayanza	940	1%
Cibitoke	917	1%
Gitega	646	1%
Ruyigi	534	1%
Bubanza	488	1%
Others	1,776	2%
Total	86,878	

Age Cohort

Age Cohort	Female	Male	Total	%
0 - 4 years	6,478	6,756	13,234	15%
5 - 11 years	8,008	8,074	16,082	19%
12 - 17 years	5,421	5,837	11,258	13%
18 - 59 years	21,838	22,607	44,445	51%
60 + years	1,173	686	1,859	2%
Total	42,918	43,960	86,878	100%

Dependants of Burundian Refugees - Other Nationalities

Origin	Female	Male	Total
Rwanda	330	20	350
Tanzania	2	1	3
Belgium	1	-	1
Kenya	1	-	1
Uganda	1	-	1
Total	335	21	356



* Source: MIDIMAR. All other sources are UNHCR

** Individuals registered in Nyanza, Gatore, Bugesera RCs have undergone level 1 biometric registration

*** Inactivated due to absence at food distribution for 3 or more consecutive months in Sep 2015 -Aug 2017 (8,905) or spontaneous departure to BDI (1,457)

For more information please visit our website: <http://data2.unhcr.org/en/situations/burundi/location/2006>