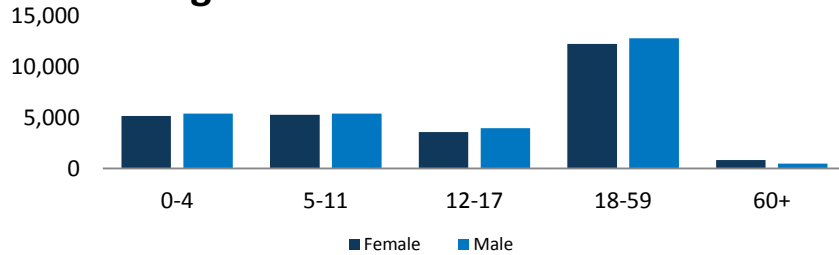


**TOTAL REGISTERED REFUGEES AND ASYLUM SEEKERS**
**55,276**
**Age and Gender Breakdown**

**AGE AND GENDER BREAKDOWN**

Age	0-4	5-11	12-17	18-59	60+	Total	%
Female	5,172	5,290	3,587	12,285	820	27,154	49.1%
Male	5,404	5,419	3,970	12,843	486	28,122	50.9%
<b>Total</b>	<b>10,576</b>	<b>10,709</b>	<b>7,557</b>	<b>25,128</b>	<b>1,306</b>	<b>55,276</b>	
%	19.1%	19.4%	13.7%	45.5%	2.4%	100%	

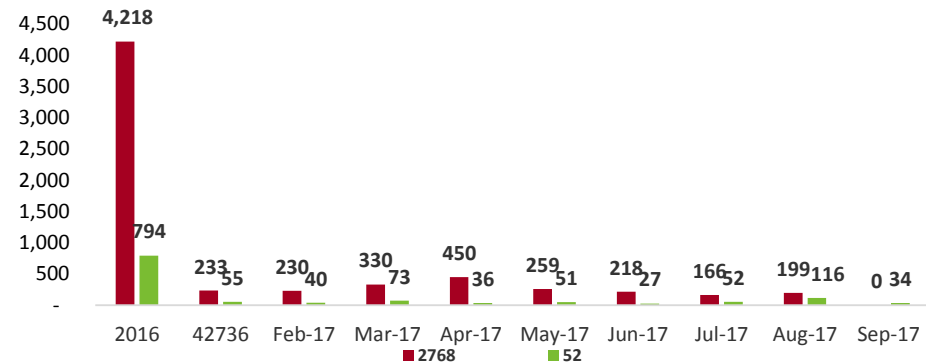
**Children**  
 52.2%  
 28,686

**18-59**  
 45.5%  
 25,029

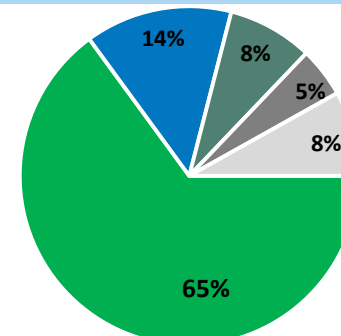
**60+**  
 2.4%  
 1,303

**SPECIFIC NEEDS**

Child at risk	40	1%
Disability	1,004	20%
Family unity	258	5%
Older person at risk	812	17%
Serious medical condition	1,037	21%
Specific legal and physical protection needs	200	4%
Torture	14	0%
Unaccompanied and separated child	1,246	25%
Woman at risk	307	6%

**Inactivation and Reactivation (of inactivated) due to missing 3 cycles of general food distribution**

**Weekly Registration**
**Week 08th -14th September 2017**

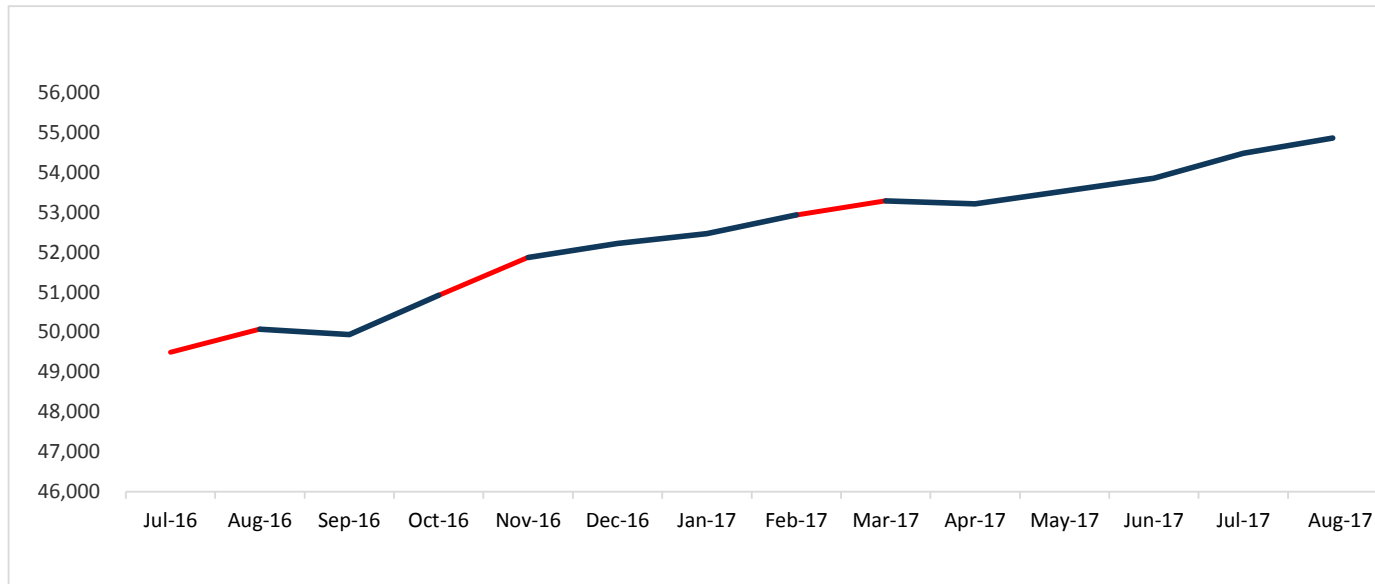
Female	Male	Total
100	109	209

**WRA\*(15-49) 13,052**
**WRA\*(12-49) For Pads 14,913**
**TOP 5 AREAS OF ORIGIN**


■ Kirundo ■ Muyinga ■ Bujumbura Mairie ■ Ngozi ■ Others

\*WRA: Women in Reproductive Age

## GROWTH POPULATION TRENDS



## Families

Size	Total	%
1	7914	41.72%
2	2257	11.90%
3	2367	12.48%
4	1989	10.48%
5	1672	8.81%
6	1269	6.69%
7	731	3.85%
8	427	2.25%
9	211	1.11%
10	91	0.48%
11	32	0.17%
12	9	0.05%
13	1	0.01%
<b>Total</b>	<b>18,970</b>	<b>100.0%</b>

## Age and Gender Breakdown details

Age Cohort	Female	Male	Total
0 - 5	6042	6346	12388
6 - 12	5105	5158	10263
10 - 14	3129	3202	6331
15 - 19	2641	2990	5631
13 - 18	3343	3805	7148
20 - 24	2703	2846	5549
19 -59	11844	12327	24171
60+	820	486	1306

Age Cohort	Female	Male	Total
0-6 months	730	752	1482
0-9 months	1074	1117	2191
6-23 months	1838	1912	3750
0-12 months	1406	1463	2869
0-35 months	3468	3581	7049
0-2 years	3468	3581	7049
3 yrs	903	994	1897
4-5 years	1671	1771	3442
6 years	869	930	1799
7 -12 years	4236	4228	8464

### Partners

