

Total Active Registered Iraqis

64,078

Standard Age and Gender

Age	0-4	5-11	12-17	18-35	36-59	60+	Total	%
Female	2,163	4,734	3,128	9,310	8,201	3,498	31,034	48.4%
Male	2,302	5,261	3,482	10,507	8,497	2,995	33,044	51.6%
Total	4,465	9,995	6,610	19,817	16,698	6,493	64,078	100%
	7.0%	15.6%	10.3%	30.9%	26.1%	10.1%		

Place of Origin

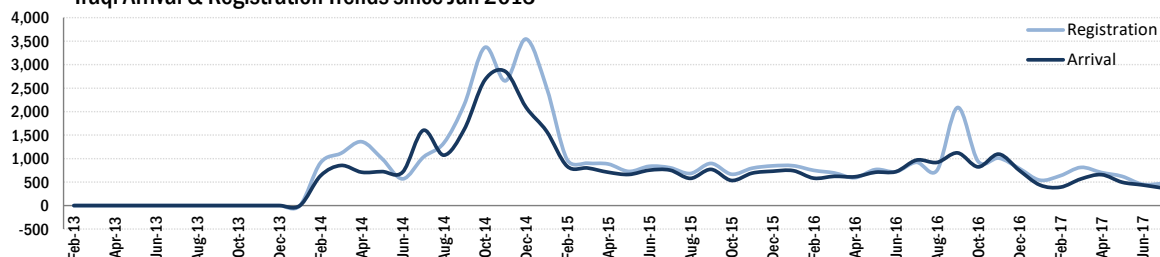
Baghdad	32,876	51.3%
Erbil	7,402	11.6%
Basrah	4,205	6.6%
Anbar	3,864	6.0%
Ninewa	3,724	5.8%
Dahuk	2,736	4.3%
Salah al-Din	1,360	2.1%
Thi-Qar	1,262	2.0%
Tameem	1,083	1.7%
Diyala	1,069	1.7%
Missan	590	0.9%
Muthanna	543	0.8%
Sulaymaniyah	515	0.8%
Babylon	466	0.7%
Wassit	386	0.6%
Najaf	299	0.5%
Qadissiya	221	0.3%
Kerbala	208	0.3%
Other	1,269	2.0%

Specific Needs

Serious medical condition	7,210	11.3%
Disability	2,609	4.1%
Specific legal and physical protection needs	2,066	3.2%
Woman at risk	1,784	2.8%
Child at risk	1,768	2.8%
Single parent	1,064	1.7%
Older person at risk	803	1.3%
Unaccompanied or separated child	117	0.2%
Total	17,421	27.2%

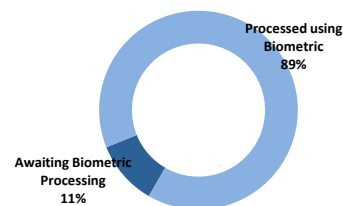
* An individual can have more than one specific need

Iraqi Arrival & Registration Trends since Jan 2013



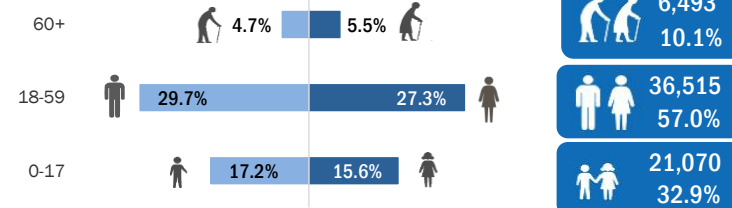
Interagency Portal: <http://data.unhcr.org/Syrianrefugees>
 UNHCR on the web: <http://www.unhcr.org> ; <http://www.unhcr.org>
 UNHCR on social network: <http://www.facebook.com/UNHCRJordan> <http://twitter.com/ZaatariCamp>

Biometric Statistics (IRIS)

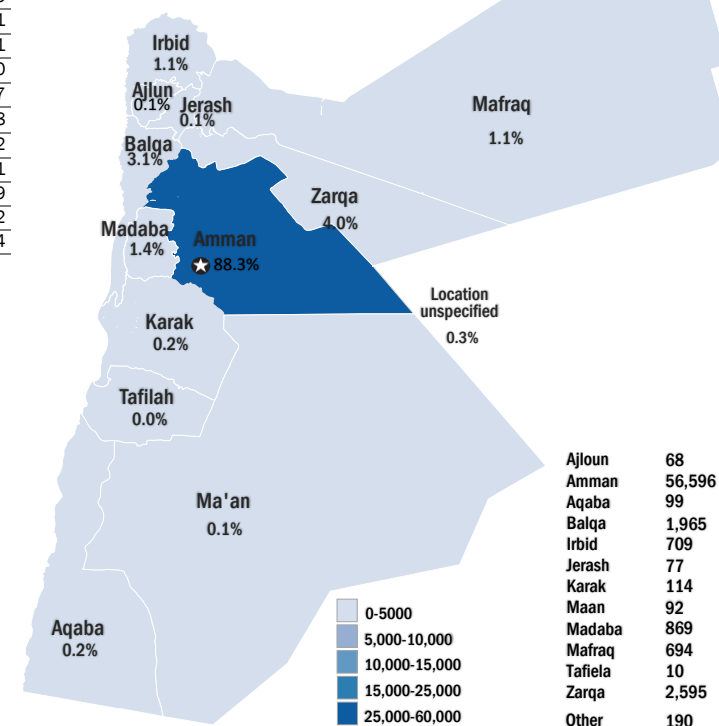


UNHCR Jordan

Age-Gender Breakdown



UNHCR Registered Iraqis



* Coloured map only reflects refugees living outside camps.