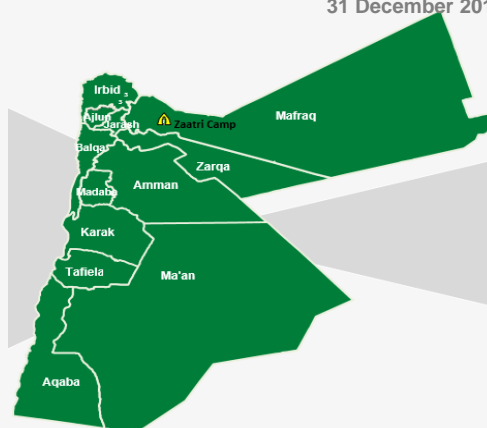
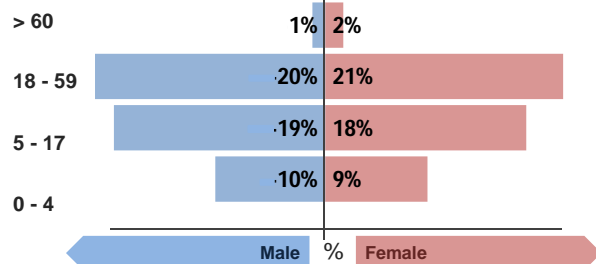




## Refugee population

Total refugee population: **79,693**

Demographic breakdown:



## Key facts

Camp opened:  
**July 2012**

## Indicators at a glance

1 Health utilisation rate	15.1	X
2 Number of consultations per clinician per day	37	✓
3 Hospitalisation rate (/1000/month)	4.4	
4 % deliveries attended by skilled personnel	100%	✓
5 Crude Mortality Rate (CMR) (/1000/month)	0.2	✓
6 Under-five Mortality Rate (U5MR) (/1000/month)	0.3	✓
7 Neonatal Mortality Rate (NNMR) (/1000 livebirths)	13.3	✓

## Notes

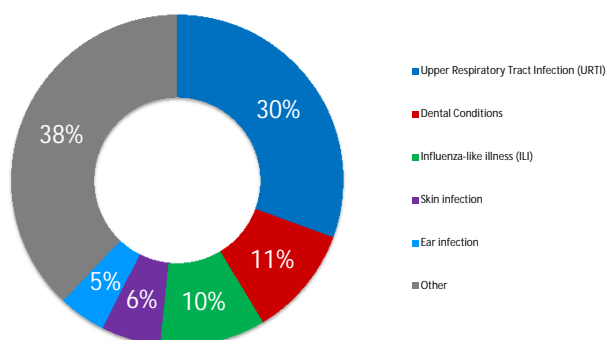
This public health profile for Za'atri refugee camp is compiled from health facility data from the following partners:

- IMC Clinic
- JHAS Clinic
- Moroccan Field Hospital
- RAF Qatari Clinic
- Saudi Clinic
- IRC Clinic
- AMR Clinic 1 (Comprehensive Charitable Medical Center)
- AMR Clinic 2 (Maternity and Childhood center)

Data is collected using standardised Health Information System (HIS) data collection and

## Morbidity

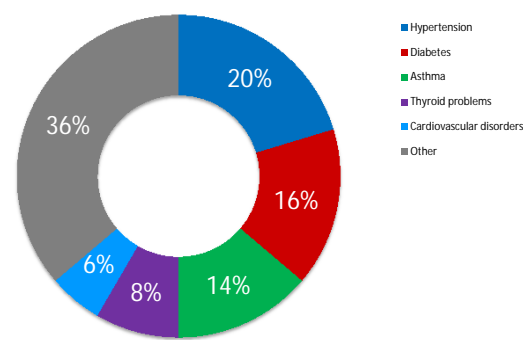
### Acute health conditions (%)



### Top 5 acute health conditions

	% morbidity	# of cases
1 Upper Respiratory Tract Infection (URTI)	31%	56,588
2 Dental Conditions	11%	19,924
3 Influenza-like illness (ILI)	10%	19,037
4 Skin infection	6%	10,690
5 Ear infection	5%	8,507
- Other	38%	70,215

### Chronic health conditions (%)



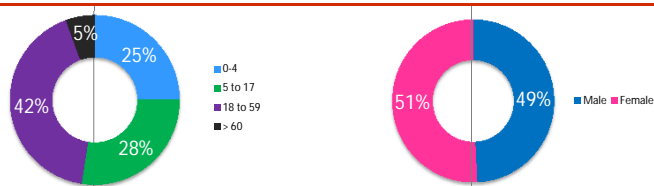
### Top 5 chronic health conditions

	% morbidity	# of cases
1 Hypertension	20%	10,149
2 Diabetes	16%	7,943
3 Asthma	14%	6,896
4 Thyroid problems	8%	4,182
5 Cardiovascular disorders	5%	2,690
- Other	36%	18,104

### Breakdown of acute health conditions

by age

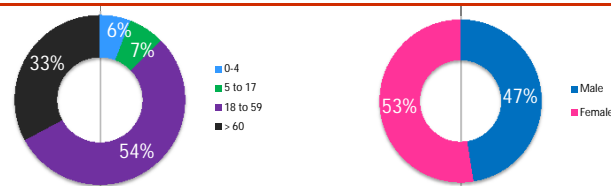
by gender



### Breakdown of chronic health conditions

by age

by gender



UNHCR gratefully acknowledges the support of the following partners:



## Public Health

### Health Impact

Indicator	Standard
Crude Mortality Rate (CMR) (/1000/month)	0.2 < 0.51 ✓
Under-five Mortality Rate (U5MR) (/1000/month)	0.3 < 1.5 ✓
Neonatal Mortality Rate (NNMR) (/1000 livebirths)	13.3 < 14.9 ✓

### Access and utilization

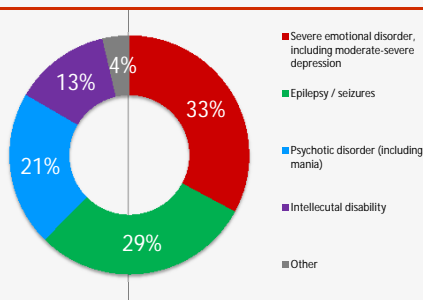
No. of health facilities	1 : 9962	1 : < 10,000	X
Total number of consultations	301,692		
Health utilisation rate	15.1	1 - 4	X
No. of consultations per trained clinician per day	37	< 50	✓

### Outbreak Alert and Response

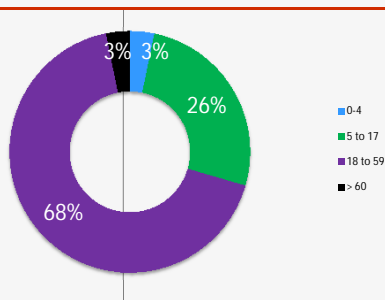
Indicator	Standard
Number of outbreaks reported	0
% of outbreaks investigated within 48 hours	100%
<b>Laboratory</b>	
Number of laboratory samples	#####

## Breakdown of mental health conditions

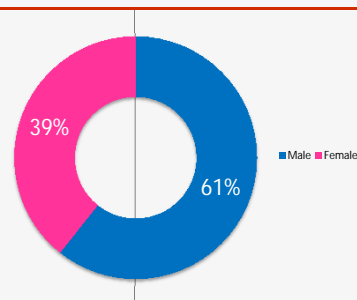
### By cause



### By age

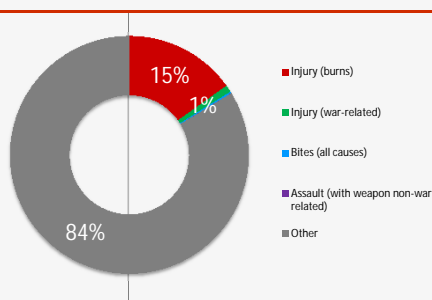


### By gender

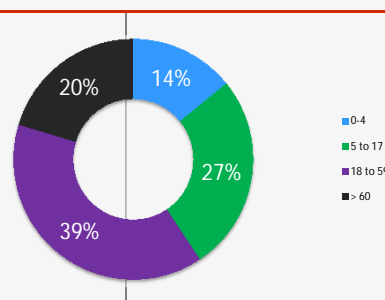


## Breakdown of injuries

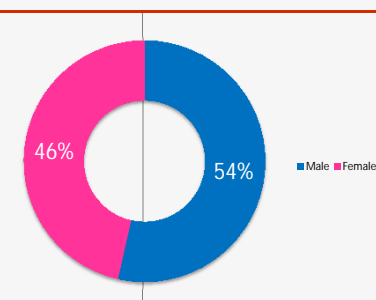
### By cause



### By age



### By gender



## In-patient and referral

### In-patient department

Indicator	Standard
Hospitalisation rate (/1000/year)	52.4 50 - 150
Bed occupancy rate	33% > 75% X
Mean length of stay for authorised discharges (days)	1.1

Indicator	Standard
Overall case fatality rate	0%
Proportion of deaths within 24 hours of admission	0%

## Reproductive Health

### Antenatal care

Indicator	Standard
Coverage of antenatal care (4 or more visits)	74% ≥ 90% X
Coverage of TT vaccination	74% ≥ 90% X
Coverage of anaemia screening in pregnancy	94% ≥ 90% ✓

### Delivery care

Proportion of deliveries attended by skilled personnel	100%	≥ 90%	✓
Proportion of deliveries performed by caesarean section	32%	5 - 15%	X
Proportion of low birth weight deliveries (<2500g)	1%	< 15%	✓

### Maternal mortality

Number of maternal deaths reported	1		
% of maternal deaths investigated	100%	100%	

### Postnatal care

Indicator	Standard
Coverage of postnatal care	62% ≥ 90% X

### Sexual and Gender-based Violence

Incidence of rape (reported cases/10,000/year)*	0.0	^	✓
% of rape survivors who received PEP*** < 72 hours		100%	^
% of rape survivors who received ECP**** < 120 hours		100%	^
% of rape survivors who received STI**** prophylaxis < 2 wks		100%	^

\*Only includes rapes reported at health facilities \*\*Post-exposure prophylaxis \*\*\*Emergency contraceptive pill  
\*\*\*\*Sexually transmitted infection



View interactive maps  
and statistics online  
<http://twine.unhcr.org>

#### Legend:

- Standard met
- Standard borderline
- Standard not met
- Interpret data with care
- Data missing

