

## Total Active Registered Syrians

**660,440**



Urban

**519,697**

**78.7%**



Camps

**140,743**

**21.3%**

## Standard Age and Gender

Age	0-4	5-11	12-17	18-35	36-59	60+	Total	%
Female	49,685	70,538	43,695	97,987	57,217	14,580	333,702	50.5%
Male	52,762	74,500	45,909	93,865	49,466	10,236	326,738	49.5%
<b>Total</b>	<b>102,447</b>	<b>145,038</b>	<b>89,604</b>	<b>191,852</b>	<b>106,683</b>	<b>24,816</b>	<b>660,440</b>	<b>100%</b>
	15.5%	22.0%	13.6%	29.0%	16.2%	3.8%		

## Place of Origin

Dar'a	275,558	41.7%
Homs	104,966	15.9%
Rural Damascus	78,327	11.9%
Aleppo	67,781	10.3%
Damascus	49,209	7.5%
Hama	34,319	5.2%
Ar-raqqa	16,653	2.5%
Idlib	10,950	1.7%
Deir-ez-zor	6,606	1.0%
Al-hasakeh	5,257	0.8%
Quneitra	2,844	0.4%
As-sweida	1,526	0.2%
Lattakia	1,343	0.2%
Tartous	366	0.1%
Other	4,735	0.7%

## Specific Needs

Serious medical condition	47,219	7.1%
Child at risk	40,222	6.1%
Specific legal and physical protection needs	39,009	5.9%
Single parent	21,190	3.2%
Disability	19,363	2.9%
Woman at risk	18,794	2.8%
Older person at risk	5,978	0.9%
Unaccompanied or separated child	3,280	0.5%
<b>Total</b>	<b>195,055</b>	<b>29.5%</b>

\* An individual can have more than one specific need

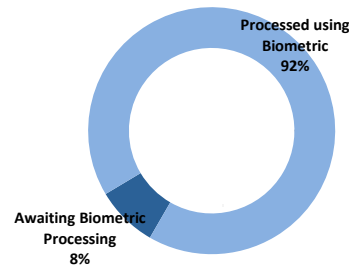
## Arrivals

Pre-2011	10,680	1.6%
2011	22,495	3.4%
2012	168,900	25.6%
2013	290,469	44.0%
2014	80,055	12.1%
2015	33,279	5.0%
2016	44,008	6.7%
2017	10,554	1.6%

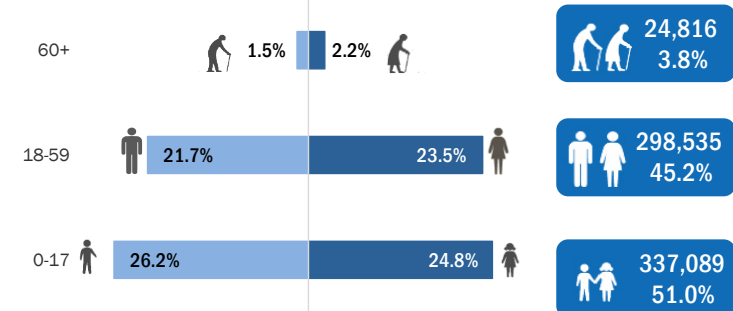
## Registration Trend

2011	2,360	0.2%
2012	129,339	12.6%
2013	665,188	64.6%
2014	121,383	11.8%
2015	41,032	4.0%
2016	53,622	5.2%
2017	17,569	1.7%

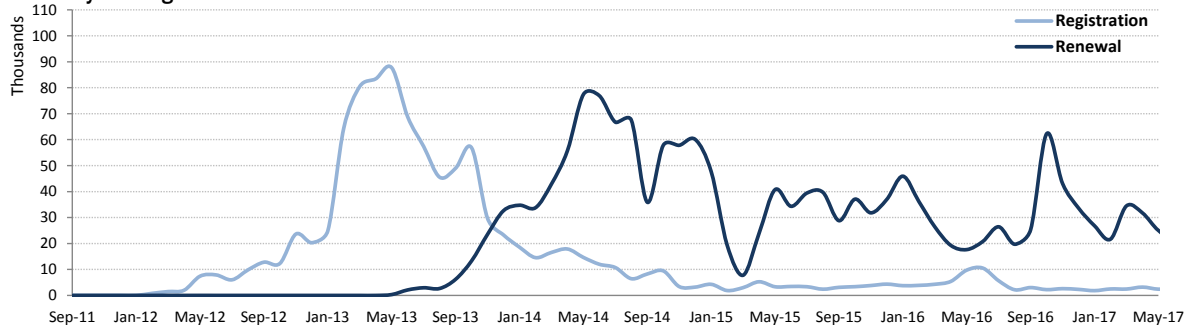
## Biometric Statistics (IRIS)



## Age-Gender Breakdown

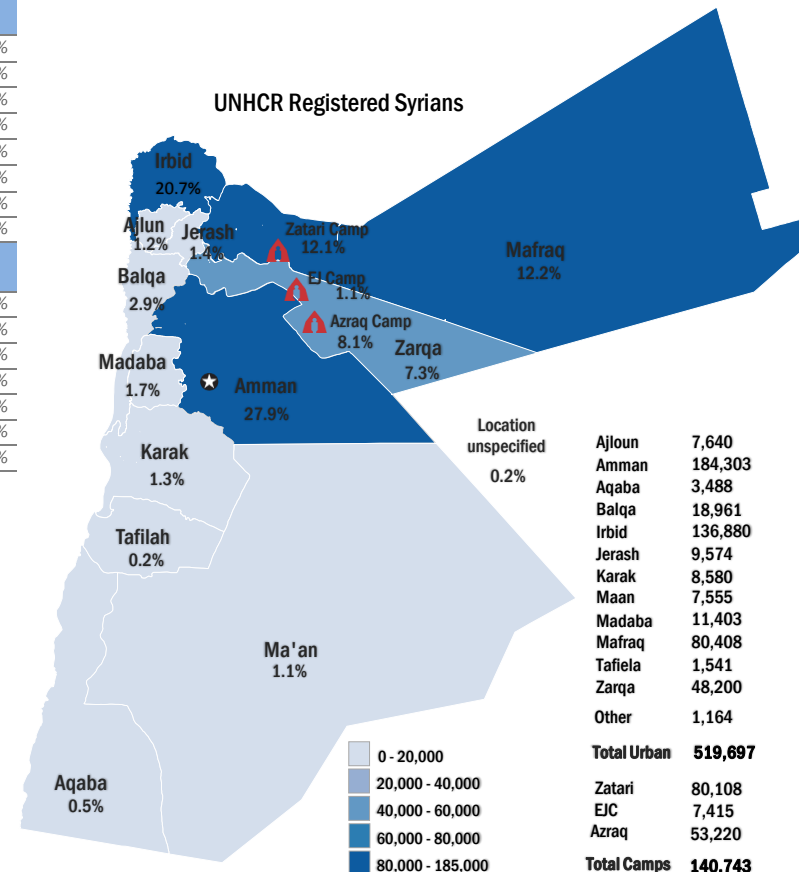


## Syrian Registration Trend since 01 March 2011



Interagency Portal: <http://data.unhcr.org/Syrianrefugees>  
 UNHCR on the web: <http://www.unhcr.org> ; <http://www.unhcr.org>  
 UNHCR on Social network: <http://www.facebook.com/UNHCRJordan> ; <http://twitter.com/ZaatariCamp>  
 DAG Jordan

## UNHCR Registered Syrians



Ajloun	7,640
Amman	184,303
Aqaba	3,488
Balqa	18,961
Irbid	136,880
Jerash	9,574
Karak	8,580
Maan	7,555
Madaba	11,403
Mafraq	80,408
Tafiela	1,541
Zarqa	48,200
Other	1,164

**Total Urban 519,697**

Zatari	80,108
EJC	7,415
Azraq	53,220

**Total Camps 140,743**

\* Coloured map only reflects refugees living outside camps.