

## Total Active Registered Syrians

**660,836**



Urban

**519,757**

**78.7%**



Camps

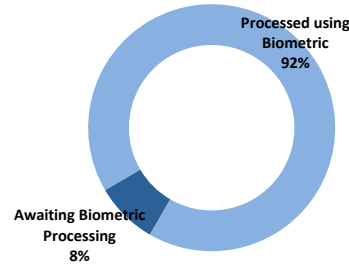
**141,079**

**21.3%**

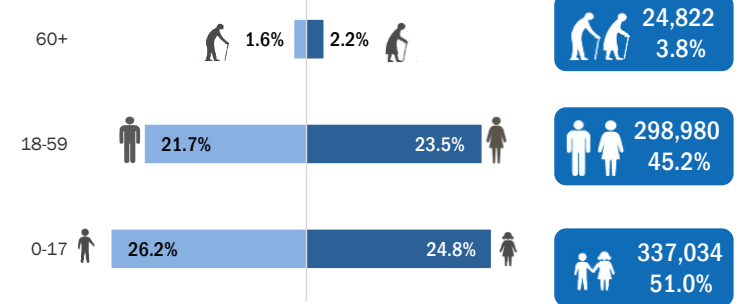
## Standard Age and Gender

Age	0-4	5-11	12-17	18-35	36-59	60+	Total	%
Female	49,512	70,661	43,731	98,220	57,282	14,578	333,984	50.5%
Male	52,559	74,637	45,934	93,978	49,500	10,244	326,852	49.5%
<b>Total</b>	<b>102,071</b>	<b>145,298</b>	<b>89,665</b>	<b>192,198</b>	<b>106,782</b>	<b>24,822</b>	<b>660,836</b>	<b>100%</b>
	15.4%	22.0%	13.6%	29.1%	16.2%	3.8%		

## Biometric Statistics (IRIS)



## Age-Gender Breakdown



## Place of Origin

Dar'a	276,306	41.8%
Homs	105,035	15.9%
Rural Damascus	78,388	11.9%
Aleppo	67,551	10.2%
Damascus	49,227	7.4%
Hama	34,202	5.2%
Ar-raqqa	16,582	2.5%
Idlib	10,913	1.7%
Deir-ez-zor	6,578	1.0%
Al-hasakeh	5,235	0.8%
Quneitra	2,826	0.4%
As-sweida	1,527	0.2%
Lattakia	1,336	0.2%
Tartous	370	0.1%
Other	4,760	0.7%

## Specific Needs

Serious medical condition	46,407	7.0%
Child at risk	39,786	6.0%
Specific legal and physical protection needs	39,528	6.0%
Single parent	21,231	3.2%
Disability	19,126	2.9%
Woman at risk	19,057	2.9%
Older person at risk	5,979	0.9%
Unaccompanied or separated child	3,265	0.5%
<b>Total</b>	<b>194,379</b>	<b>29.4%</b>

\* An individual can have more than one specific need

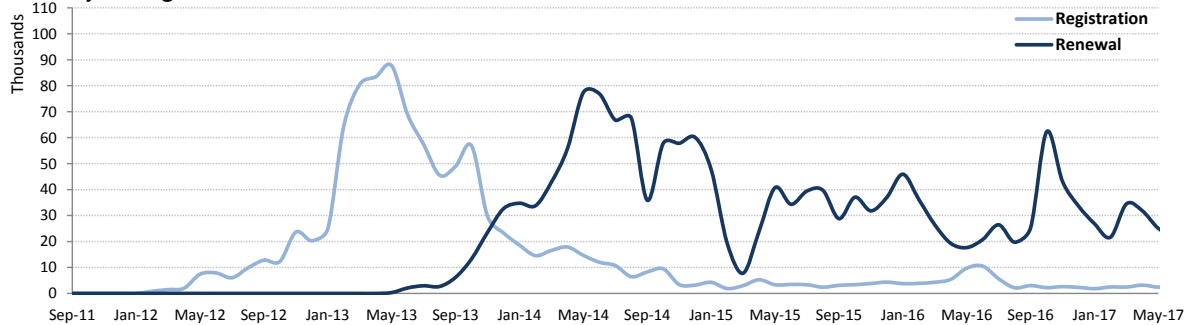
## Arrivals

Pre-2011	33,211	5.0%
2011	22,557	3.4%
2012	169,820	25.7%
2013	291,811	44.2%
2014	80,247	12.1%
2015	33,309	5.0%
2016	44,088	6.7%
2017	8,350	1.3%

## Registration Trend

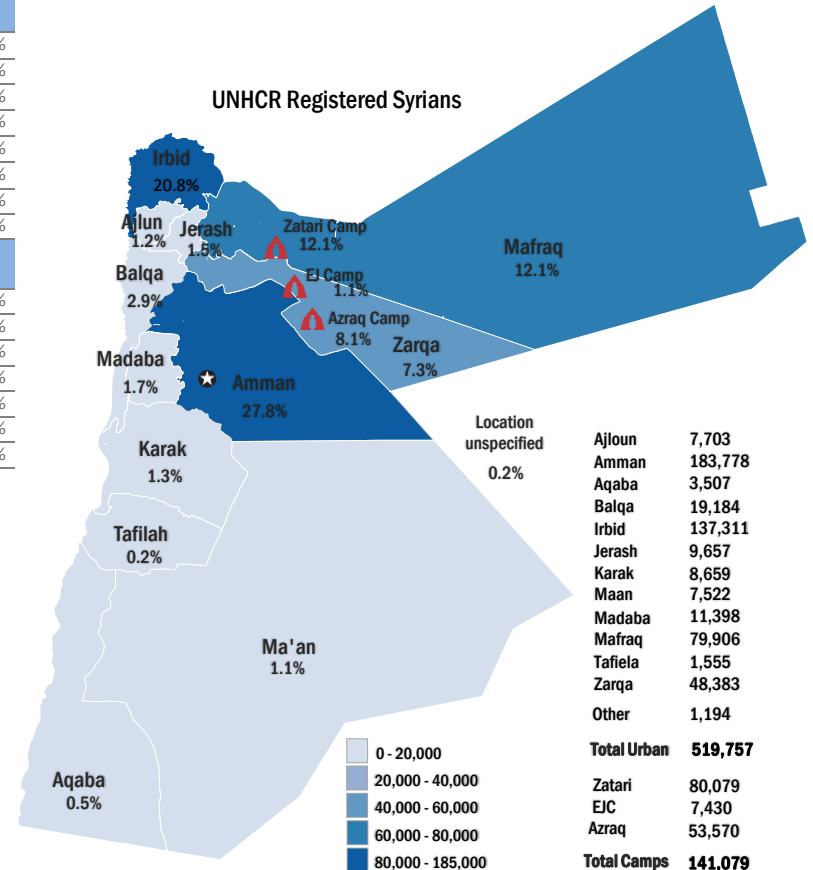
2011	2,360	0.2%
2012	129,339	12.6%
2013	665,192	64.7%
2014	121,384	11.8%
2015	41,032	4.0%
2016	53,624	5.2%
2017	14,919	1.5%

## Syrian Registration Trend since 01 March 2011



Interagency Portal: <http://data.unhcr.org/Syrianrefugees>  
 UNHCR on the web: <http://www.unhcr.org> ; <http://www.unhcr.org>  
 UNHCR on Social network: <http://www.facebook.com/UNHCRJordan> ; <http://twitter.com/ZaatariCamp>  
 DAG Jordan

## UNHCR Registered Syrians



\* Coloured map only reflects refugees living outside camps.