

Total Active Registered Iraqis

63,417

Standard Age and Gender

Age	0-4	5-11	12-17	18-35	36-59	60+	Total	%
Female	2,212	4,688	3,068	9,225	8,077	3,459	30,729	48.5%
Male	2,337	5,209	3,416	10,418	8,352	2,956	32,688	51.5%
Total	4,549	9,897	6,484	19,643	16,429	6,415	63,417	100%
	7.2%	15.6%	10.2%	31.0%	25.9%	10.1%		

Place of Origin

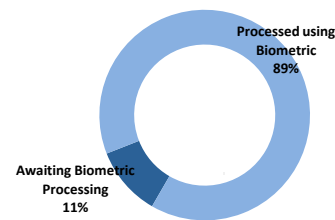
Baghdad	32,697	51.6%
Erbil	7,143	11.3%
Basrah	4,172	6.6%
Anbar	3,845	6.1%
Ninewa	3,707	5.8%
Dahuk	2,672	4.2%
Salah al-Din	1,333	2.1%
Thi-Qar	1,260	2.0%
Tameem	1,067	1.7%
Diyala	1,064	1.7%
Missan	584	0.9%
Muthanna	541	0.9%
Sulaymaniyah	510	0.8%
Babylon	462	0.7%
Wassit	370	0.6%
Najaf	299	0.5%
Qadissiya	215	0.3%
Kerbala	207	0.3%
Other	1,269	2.0%

Specific Needs

Serious medical condition	6,917	10.9%
Disability	2,523	4.0%
Specific legal and physical protection needs	2,024	3.2%
Woman at risk	1,765	2.8%
Child at risk	1,719	2.7%
Single parent	1,060	1.7%
Older person at risk	784	1.2%
Unaccompanied or separated child	119	0.2%
Total	16,911	26.7%

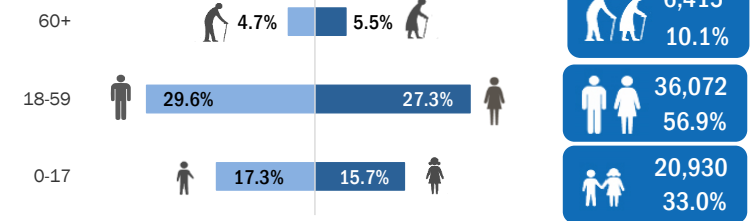
* An individual can have more than one specific need

Biometric Statistics (IRIS)



UNHCR Jordan

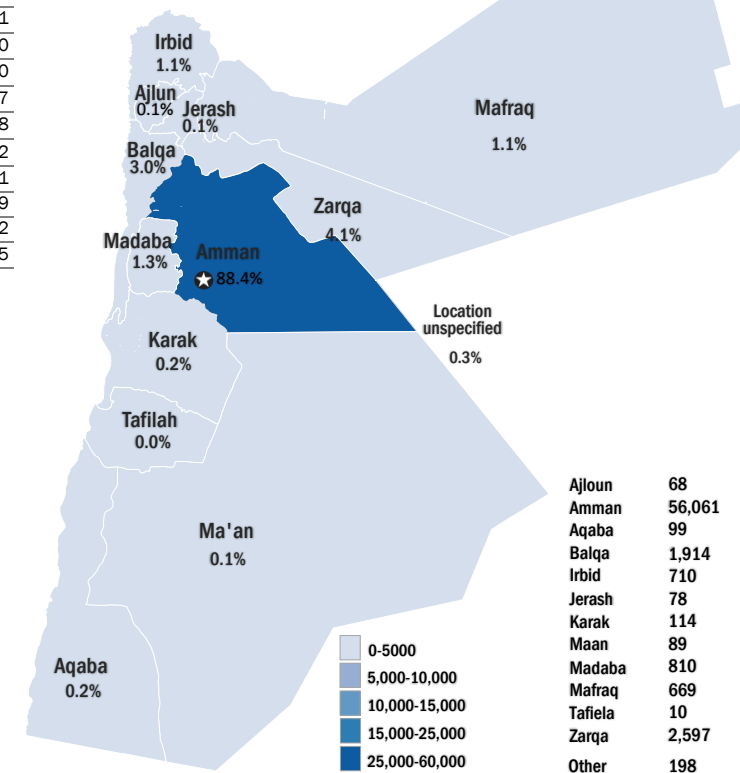
Age-Gender Breakdown



Arrivals

	Arrival	Registration
Pre-2006	4,407	72,669
2006	3,475	4,689
2007	2,306	31,285
2008	1,198	9,761
2009	1,530	6,840
2010	2,186	7,980
2011	2,647	7,767
2012	2,796	4,088
2013	5,063	5,392
2014	17,206	21,541
2015	8,596	9,869
2016	9,326	10,562
2017	2,681	3,695

UNHCR Registered Iraqis



Iraqi Arrival & Registration Trends since Jan 2013

