

Total Active Registered Iraqis **64,535**

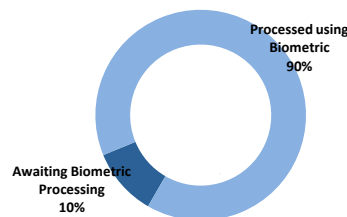
Standard Age and Gender								
Age	0-4	5-11	12-17	18-35	36-59	60+	Total	%
Female	2,126	4,763	3,167	9,390	8,277	3,544	31,267	48.4%
Male	2,237	5,303	3,512	10,599	8,586	3,031	33,268	51.6%
Total	4,363	10,066	6,679	19,989	16,863	6,575	64,535	100%
	6.8%	15.6%	10.3%	31.0%	26.1%	10.2%		

Place of Origin		
Baghdad	33,045	51.2%
Erbil	7,582	11.7%
Basrah	4,226	6.5%
Anbar	3,867	6.0%
Ninewa	3,730	5.8%
Dahuk	2,753	4.3%
Salah al-Din	1,375	2.1%
Thi-Qar	1,284	2.0%
Tameem	1,093	1.7%
Diyala	1,081	1.7%
Missan	583	0.9%
Muthanna	544	0.8%
Sulaymaniyah	530	0.8%
Babylon	471	0.7%
Wassit	387	0.6%
Najaf	302	0.5%
Qadissiya	229	0.4%
Kerbala	208	0.3%
Other	1,245	1.9%

Specific Needs		
Serious medical condition	7,518	11.6%
Disability	2,734	4.2%
Specific legal and physical protection needs	2,104	3.3%
Woman at risk	1,804	2.8%
Child at risk	1,804	2.8%
Single parent	1,081	1.7%
Older person at risk	814	1.3%
Unaccompanied or separated child	117	0.2%
Total	17,976	27.9%

* An individual can have more than one specific need

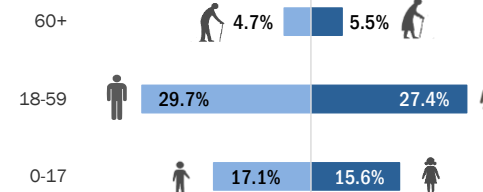
Biometric Statistics (IRIS)



Arrivals		
	Arrival	Registration
Pre-2006	4,432	72,669
2006	3,488	4,689
2007	2,315	31,285
2008	1,204	9,761
2009	1,537	6,841
2010	2,183	7,980
2011	2,622	7,767
2012	2,793	4,088
2013	5,037	5,392
2014	17,031	21,541
2015	8,536	9,869
2016	9,215	10,562
2017	4,142	5,328

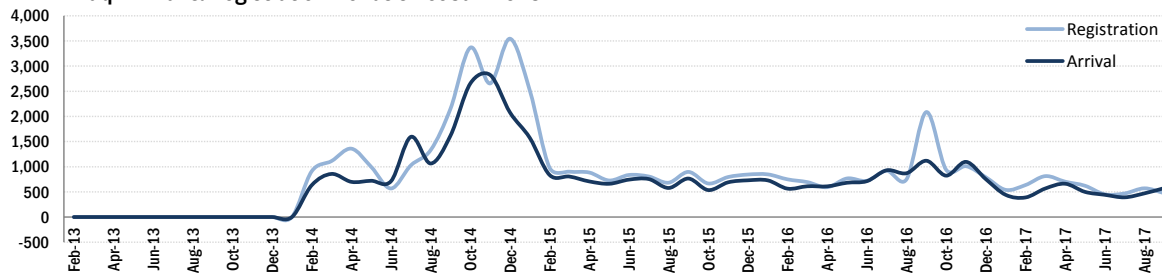
UNHCR Jordan

Age-Gender Breakdown

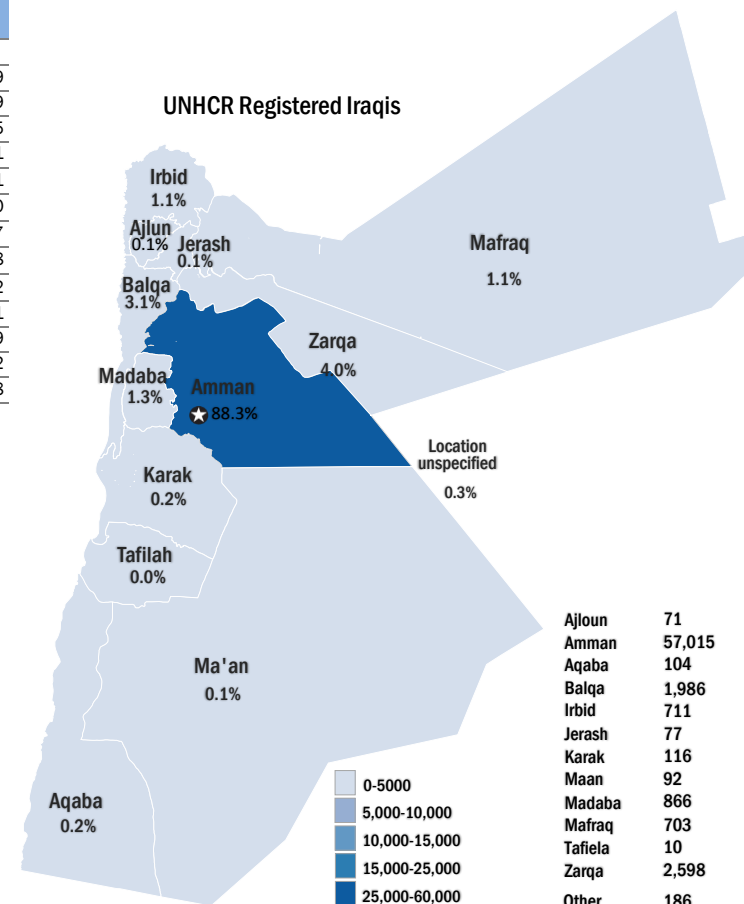


6,575	10.2%
36,852	57.1%
21,108	32.7%

Iraqi Arrival & Registration Trends since Jan 2013



UNHCR Registered Iraqis



Ajloun	71
Amman	57,015
Aqaba	104
Balqa	1,986
Irbid	711
Jerash	77
Karak	116
Maan	92
Madaba	866
Mafrqa	703
Tafiela	10
Zarqa	2,598
Other	186