



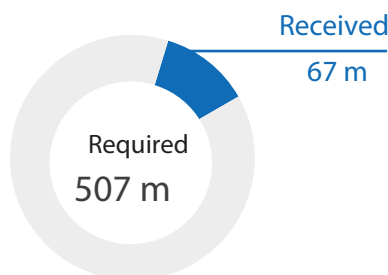
# Food Security Q2 (January-July) 2017 Dashboard



**Inter-Agency  
Coordination  
Lebanon**

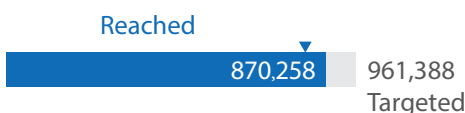
The quarterly dashboard summarizes the progress made by partners involved in the Lebanon Crisis Response and highlights trends affecting people in need. The Food Security sector in Lebanon is working to: OUTCOME 1) Promote food availability; OUTCOME 2) Promote food accessibility; OUTCOME 3) Promote food utilization; OUTCOME 4) Promote stabilization.

## 2017 Funding Status as of 31 July 2017

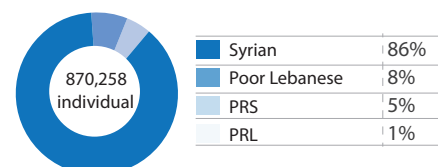


## Targeted Population groups

2 m (People in Need)



## Population reached by cohort



## Progress against targets

### Activities

reached / target

# of individuals reached with cash based food assistance 773,514/ 888,710

# of individuals reached with in-kind food assistance 82,276/ 51,000

Second Quarter Data

Amount of cash for food transferred through vouchers, ATM cards and e-cards 142.47 m/ 334.98 m

# of farmers trained/received material on sustainable agriculture and livestock production 1,189/ 21,683

# of farmers trained on post-harvest management 51/ 5,423

# of individuals benefitting from micro-gardens 8,090/ 35,000

# of new gardens created and provided with equipment/inputs 710/ 580

# of national institution staff trained 56/ 500

0%

100%

### Outputs/Outcomes

reached / target

#### OUTCOME 1: Promote food availability

# of individuals reached with in-kind food assistance 82,276/ 51,000

#### OUTCOME 2: Promote food accessibility

# of vulnerable people reached with cash based food assistance 773,514/ 888,710

#### OUTCOME 3: Promote food utilization

# of individuals supported with nutritional practices (trained+gardens) 9,800/ 40,423

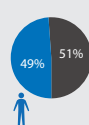
#### OUTCOME 4: Promote stabilization

# of national institutions involved in food security supported 2/ 5

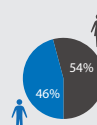
0%

100%

### Age/Gender breakdown



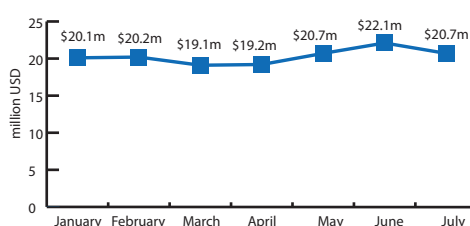
# of farmers trained/received material on sustainable agriculture and livestock production.



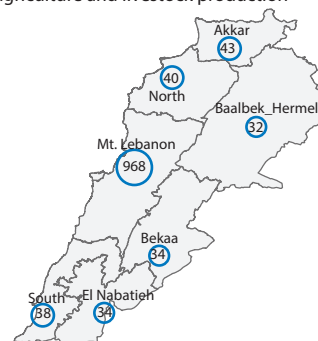
# of individuals benefitting from micro-gardens

## Analysis

Amount of USD injected in the cash based food assistance system



# of farmers trained/received material on sustainable agriculture and livestock production



The Food Security Sector partners are currently implementing targeted programmes which enhance direct access to food for the most vulnerable, combined with activities promoting dietary diversity, sustainable agriculture and rural livelihoods. Since January 2017, the Food Security sector assisted up to 870,258 vulnerable individuals with food assistance and agricultural support. Food accessibility through the use of cash based food assistance (Outcome 2) has been promoted for up to 773,514 persons through various modalities (such as vouchers/e-cards/ATM). Beneficiaries include up to 684,660 displaced Syrians, reached through e-cards (98.6%) and vouchers. In addition, up to 32,592 Palestine Refugees from Syria were provided with food assistance through ATM cards and 2,897 with vouchers. Up to 427 Palestine Refugees in Lebanon were assisted through vouchers. Up to 52,753 vulnerable Lebanese were also supported by the National Poverty Targeting Programme (NPTP) and 105 received food vouchers. 80 Iraqis were also provided with food vouchers. In addition, the sector partners promoted food accessibility through strengthening the agriculture labour market in creating job opportunities and in supporting 30 government institutions (i.e. Ministry of Agriculture, GreenPlan, 7 agriculture technical schools). Also, in supporting rural livelihood, 627 youth aged 15 to 21 years (29% girls and 71% boys) were supported with seasonal employment in the agriculture sector.

Aiming at promoting food availability and supporting sustainable agricultural production (outcome 1), the food security sector supported more than 1,555 small scale Lebanese farmers with training and agriculture inputs for sustainable agriculture and livestock production and water conservation and efficient irrigation practices to enhance their production and adoption of climate smart technologies. To promote the control of plant diseases and promote Integrated Pest Management, around 158 individuals (farmers, government staff and private sector) received capacity building on monitoring, surveillance and management of plant diseases. In-kind food parcels (outcome 1) and hot meals were provided to complement the food assistance for up to 82,276 displaced Syrians and host communities. Among those assisted, up to 1,560 households were served through community kitchens. In order to promote food utilization through diversified and quality food to improve food safety and nutrition practices (outcome 3), 9,800 persons were supported for improved nutritional practices and/or trained on food safety measures.

During the month of Ramadan, FSS partners distributed 73,500 food parcels, 1,160 food vouchers and 97,000 hot meals to vulnerable populations including displaced Syrian, Lebanese, PRS and PRL.

To date FSS sector partners have received USD 67m against the \$507m requirements of the sector. This leaves a gap in the funding of 87%



### Facts and Figures

<b>93%</b>	Of Syrians Displaced HHs present some level of food insecurity <sup>1</sup>
<b>36%</b>	Of Syrians Displaced HHs are moderately to severely food insecure <sup>1</sup>
<b>33%</b>	Of Syrians Displaced HHs depend on food voucher/ecard for income source (cash and income sources reported by households with working members) <sup>1</sup>
<b>74%</b>	Of Syrians Displaced HHs adopt severe and crisis coping strategies <sup>1</sup>
<b>53%</b>	Of Syrians Displaced HHs unable to cover SMEB <sup>1</sup> (Survival Minimum Expenditures Basket)
<b>10%</b>	Lebanese HHs vulnerable to food insecurity <sup>2</sup>
<b>73%</b>	Farmers in need of agriculture support <sup>2</sup>
<b>94.5%</b>	PRS food insecure population <sup>3</sup>

#### Data Sources:

<sup>1</sup> Vulnerability Assessment of Syrian Refugees in Lebanon (VaSyR 2016)

<sup>2</sup> Food Security and Livelihoods Assessment of Lebanese Host Communities (FSLA 2015)

<sup>3</sup> AUB UNRWA 2015

## Changes in context - Second Quarter

VASyR 2016 shows a slight increase in the percentage of food insecure households compared to 2015; 93 percent of the population is food insecure to some degree, against 89 percent in 2015. The percentage of mildly food insecure households has decreased, while the percentage of households with moderate and severe food insecurity increased with 36 percent of the households falling under these two categories. Vulnerability to food insecurity is affecting 10 percent of Lebanese households. 94.5 percent of the total population of Palestine Refugees from Syria are food insecure. The agricultural economy and food production capacity has been affected all over Lebanon. Farmers who have traditionally relied on agricultural inputs and services at subsidized/cheaper rates from Syria currently face an increase in input costs, and are struggling to keep up production.

With the ongoing crisis, the sector has shifted its interventions since 2015, moving from direct humanitarian assistance to medium stabilization interventions. With this, the overall sector needs for stabilization have increased from 14% of total needs in 2015, to 27% in 2016 to 32% in 2017. Several food security activities contributing to stabilization contributing to rural livelihood might be reported under the livelihood sector and others are under negotiation with the donor communities.

Nevertheless, the sector has high ongoing needs, with some \$20 million a month needed for the core food assistance to displaced Syrians.

#### List of partners who reported on Activity Info in Q2

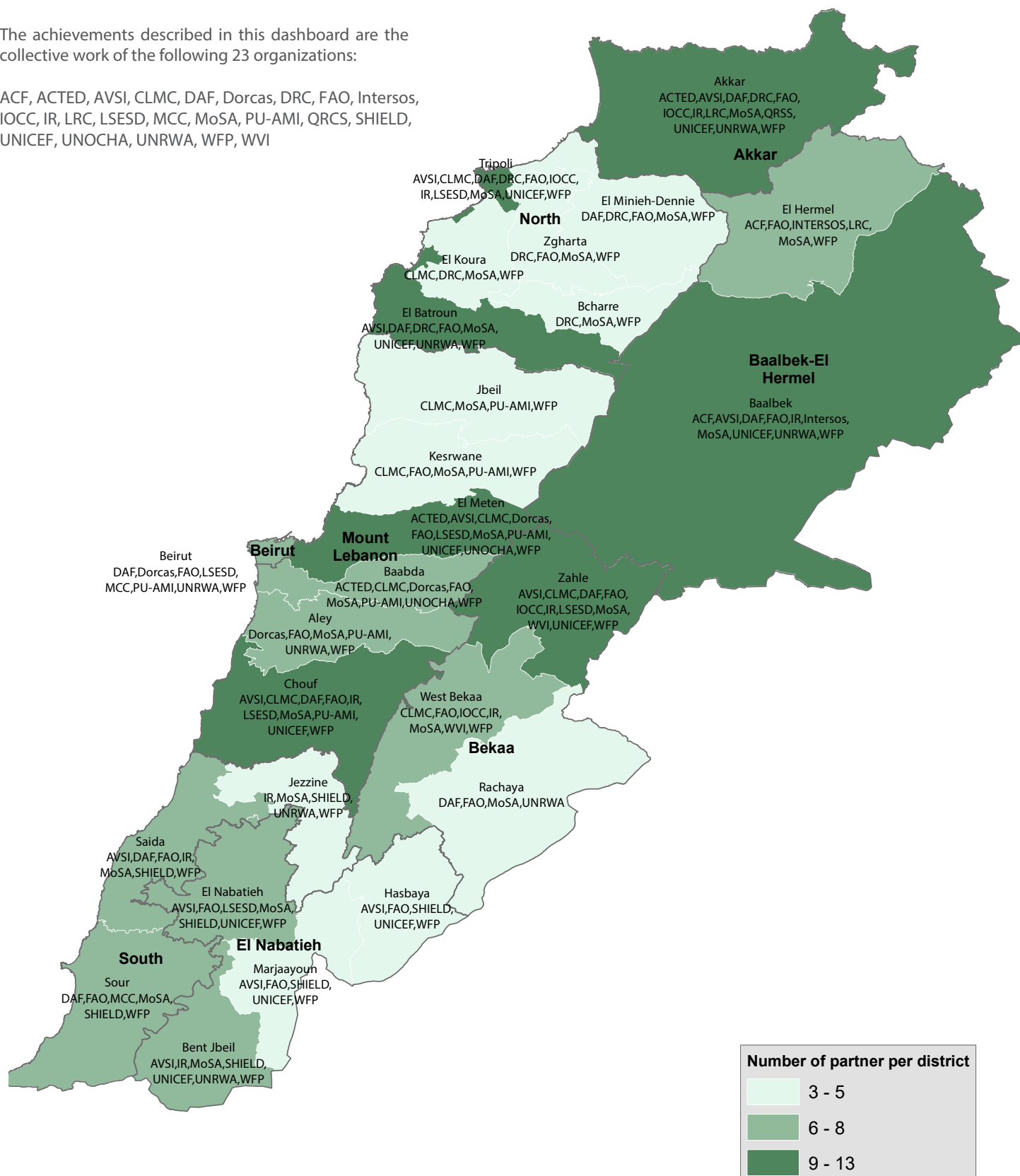
ACF, ACTED, AVSI, CLMC, DAF, Dorcas, DRC, FAO, Intersos, IOCC, IR, LRC, LSESD, MCC, MoSA, PU-AMI, QRCS, SHIELD, UNICEF, UNOCHA, UNRWA, WFP, WVI



## Organizations per district

The achievements described in this dashboard are the collective work of the following 23 organizations:

ACF, ACTED, AVSI, CLMC, DAF, Dorcas, DRC, FAO, Intersos, IOCC, IR, LRC, LSESD, MCC, MoSA, PU-AMI, QRCS, SHIELD, UNICEF, UNOCHA, UNRWA, WFP, WVI



Note: This map has been produced by UNHCR based on maps and material provided by the Government of Lebanon for UNHCR operational purposes. It does not constitute an official United Nations map. The designations employed and the presentation of material on this map do not imply the expression of any opinion whatsoever on the part of the Secretariat of the United Nations concerning the legal status of any country, territory, city or area or of its authorities, or concerning the delimitation of its frontiers or boundaries.