



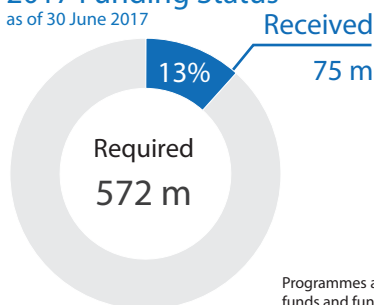
# Basic Assistance January-July 2017 Dashboard



Inter-Agency  
Coordination  
Lebanon

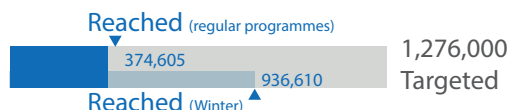
The quarterly dashboard summarizes the progress made by partners involved in the Lebanon Crisis Response and highlights trends affecting people in need. The Basic Assistance Sector in Lebanon is working to: OUTCOME 1) Ensure that Severely economically vulnerable populations have improved access to essential goods and services of their choice in a safe, dignified, and empowered manner while decreasing socio-economic vulnerability; OUTCOME 2) Ensure that populations affected by seasonal hazards & unexpected displacements are able to maintain safe access to goods & services; OUTCOME 3) Strengthen social safety net (NPTP) structures to serve most socio-economically vulnerable households by building on existing mechanisms and to improve social stability.

## 2017 Funding Status as of 30 June 2017



## Targeted Population groups

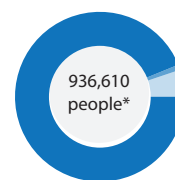
2.2 m (People in Need)



Programmes are funded by a combination of flexible/unearmarked funds and funds specifically earmarked to the sector



## Population reached by cohort



Syrian	94%
Lebanese	1%
Palestine Refugees	5%

\* people reached through winter programmes

## Progress against targets



### Activities

reached / target

# of households receiving multi-sector / purpose cash transfers (every month)	74,921 / 240,276
Total USD amount distributed as regular multi-sector / purpose cash (Syr, Leb, Pal)	\$ 75.8 m / \$ 316 m
# of Syrian households receiving multi-sector / purpose cash transfers (every month)	63,511 / 195,776
# of Lebanese households receiving multi-sector / purpose cash transfers (every month)	1,064 / 35,500
# of Palestinian households receiving multi-sector / purpose cash transfers (every month)	9,657 / 9,000
# of households receiving seasonal cash grants or vouchers	183,338 / 302,756
Total USD amount distributed as seasonal cash	\$ 65.1 m / \$ 156 m <sup>1</sup>
Total USD amount injected into economy in forms of cash assistance (seasonal + regular)	\$ 140.8 m / \$ 472 m

0% 100%

<sup>1</sup> \$156 m is the target for all 2017 i.e. includes planned activities in Nov-Dec 2017



### Outcomes

reached / target

OUTCOME 1:  
% of severely economically vulnerable households received multi-sector / purpose cash transfers<sup>2</sup> 39 % / 100 %

% of assisted severely economically vulnerable households that report being able to meet their basic survival needs<sup>3</sup> 90 % / 100 %

OUTCOME 2:  
% of assisted households affected by seasonal shocks who are able to meet their additional basic survival needs<sup>4</sup> 98 % / 100 %

OUTCOME 3:  
% of socio-economically vulnerable Leb households assisted through the NPTP under LCRRP 0.4 % / 100 %

0% 100%

<sup>2</sup> Accounting for the highest reach of Syrian households between Jan-Jul 2017 (49,000)

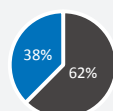
<sup>3</sup> Based on the UNHCR outcome monitoring exercise conducted on a representative sample

<sup>4</sup> Source: UNHCR Winter Post Distribution Monitoring Report, Winter 2016/17

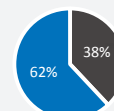


## Age/Gender Breakdown of Cash Beneficiaries

Head of Household  
Female  
Male



Multi-sector/ purpose cash transfer beneficiaries



Household members  
Children  
Adults

## Analysis

### Profile of Syrian Households Receiving Multi-Purpose Cash (MCAP)



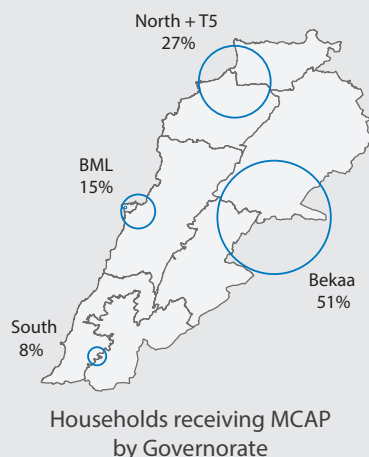
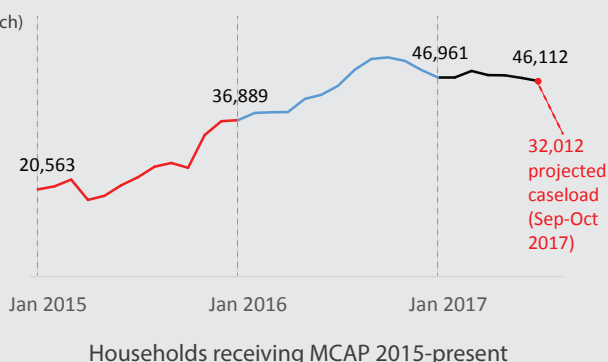
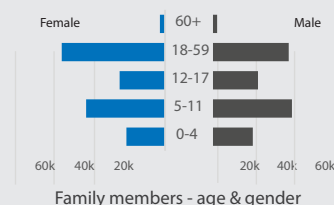
49,000

Families received MCAP per month (highest reach)



6.4

Average family size receiving MCAP



## Sector Progress

From January to July 2017, nearly 184,000 households, 73% of the sector's target and 90% of the seasonal target, were assisted - mainly through cash based interventions, with an aim to improve their access to local markets to meet basic needs (food and non-food, pay rents and debts, cover health expenses, etc.). Among these households, nearly 75,000, (representing 30% of the sector target) are reached through regular year-long programmes as seasonal assistance is discontinued after March of each year. Of these 75,000, 84% are displaced Syrians, 13% are Palestine Refugees (PRS) from Syria and 1% are vulnerable Lebanese targeted through the National Poverty Targeting Programme.

The majority of households enrolled in regular assistance are targeted with multi-purpose cash assistance (\$175 for Syrians and \$100 for PRS). 49,000 displaced Syrians households received regular \$175 multipurpose cash and 9,600 PRS families benefited from this assistance by July 2017. Households receiving cash assistance purchase additional food, pay rent and outstanding debts, as well as cover health expenditures. In addition, 21,600 displaced Syrian households benefited from an education-specific non-restricted cash grant (\$20-\$64 / child, depending on age). This cash stream is being piloted in Akkar and Mt. Lebanon Governorates during the 2016/2017 scholastic year (as of Q4 2016, up until June 2017), as an additional assistance to vulnerable Syrian households to compensate for the opportunity cost of sending children to work by covering transportation costs.

Altogether, the total financial amount transferred in forms of cash assistance injected into the local economy during the first seven months of the year has reached USD 140.9 million (combining seasonal and regular assistance for all population cohorts).

Overall, no major changes were noticed between Q1 and Q2 but gaps are foreseen as of Q3 mainly caused by shortage in funding. In 2017, funding for multi-purpose cash assistance has been considered limited compared to the needs and is less than recorded levels in 2016. This was



## Facts and Figures

Minimum Expenditure Basket (MEB)/capita/month	\$114		
Survival Minimum Expenditure Basket (SMEB)/capita/month	\$87		
	2015	2016	2017
Syrian households living on less than MEB (VASyR)	69%	↑ 71%	↑ 75%*
Syrian households living on less than SMEB (VASyR)	52%	↑ 53%	↑ 58%*
Syrian households currently receiving cash (RAIS)	17%	↑ 22%	↑ 20%
Average size of families receiving cash (RAIS)	6.5	↓ 6.1	↑ 6.4
Average size of families registered with UNHCR	5.3	↓ 5.1	↓ 4.9

\* VASyR 2017 preliminary findings - may be subject to change

translated by a decreased number of actors and an overall decrease in households reached. As of Q3 2017, 32,000 Syrian households will be assisted with multipurpose cash assistance, supported by 4 partners (compared to 53,000 households supported by 16 actors in 2016). Assistance to vulnerable Lebanese remains considerably limited as well. This comes at a time when the National Poverty Targeting Programme is revising its targeting approach and a new list of beneficiaries is expected soon.

## Changes in Context

The overall percentage of displaced Syrians living in poverty (below \$3.86/capita/day) has slightly increased compared to last year as indicated by the preliminary findings of the 2017 Vulnerability Assessment of Syrian Refugees in Lebanon (VASyR). In 2017, 74% of displaced Syrians live below the poverty line, compared to 71% in 2016, while those living in extreme poverty (below \$2.9/capita/day) reached 58%, up from 53% in 2016.

As indicated above, the major change in the context in 2017 is decreasing funding levels putting the sustainability of cash assistance programmes at risk. Given the increasing levels of vulnerabilities, although still limited compared to the previous year, more households are considered in need for immediate assistance.

The funding situation has caused actors like the Lebanon Cash Consortium and other NGOs, supporting altogether around 16,000 households, to close down programmes. With limited clarity on funding pipelines for the remainder of the year, a large number of households will be discontinued from assistance (the majority of which are already living below survival minimum standards).

The Basic Assistance sector has undergone a recalibration of its targeting approach based on the most up-to-date data. This exercise was taking place as of the first quarter of the year whereby a new eligibility list for direct assistance (cash and food) has been made available based on the June 2017 registration data set.

The recalibrated desk formula model (DF V2) has been enhanced following one full year of practice, and is demonstrating a greater level of accuracy translated by an enhanced exclusion error of 7%, down from 13% in 2016 – at the time of initiation of the model. Operationalization discussions are taking place at Inter-Agency level, and within the Basic Assistance Sector. In addition, efforts on targeting are hampered by a decrease in funding whereby cash actors will have to reposition their programmes and targeting criteria to ensure an optimal use of existing resources. Hence, partners have to support 32,000 households with cash assistance, to be selected from the most vulnerable per region.

While no other more sustainable programmatic solution exists, direct assistance has become a de facto safety net for the most vulnerable households (from different population groups), and reliance on this monthly assistance is increasing with time as the resources of households continue to dwindle. Compared to previous years, blanket coverage of the poor during winter is also questionable as funding prospects are still unclear.

<sup>1</sup> Highest unique reach

<sup>2</sup> Preliminary findings: these figures might slightly change upon the finalization of the data analysis and publication of final results

## Organizations

The achievements described in this dashboard are the collective work of the following 31 organizations:

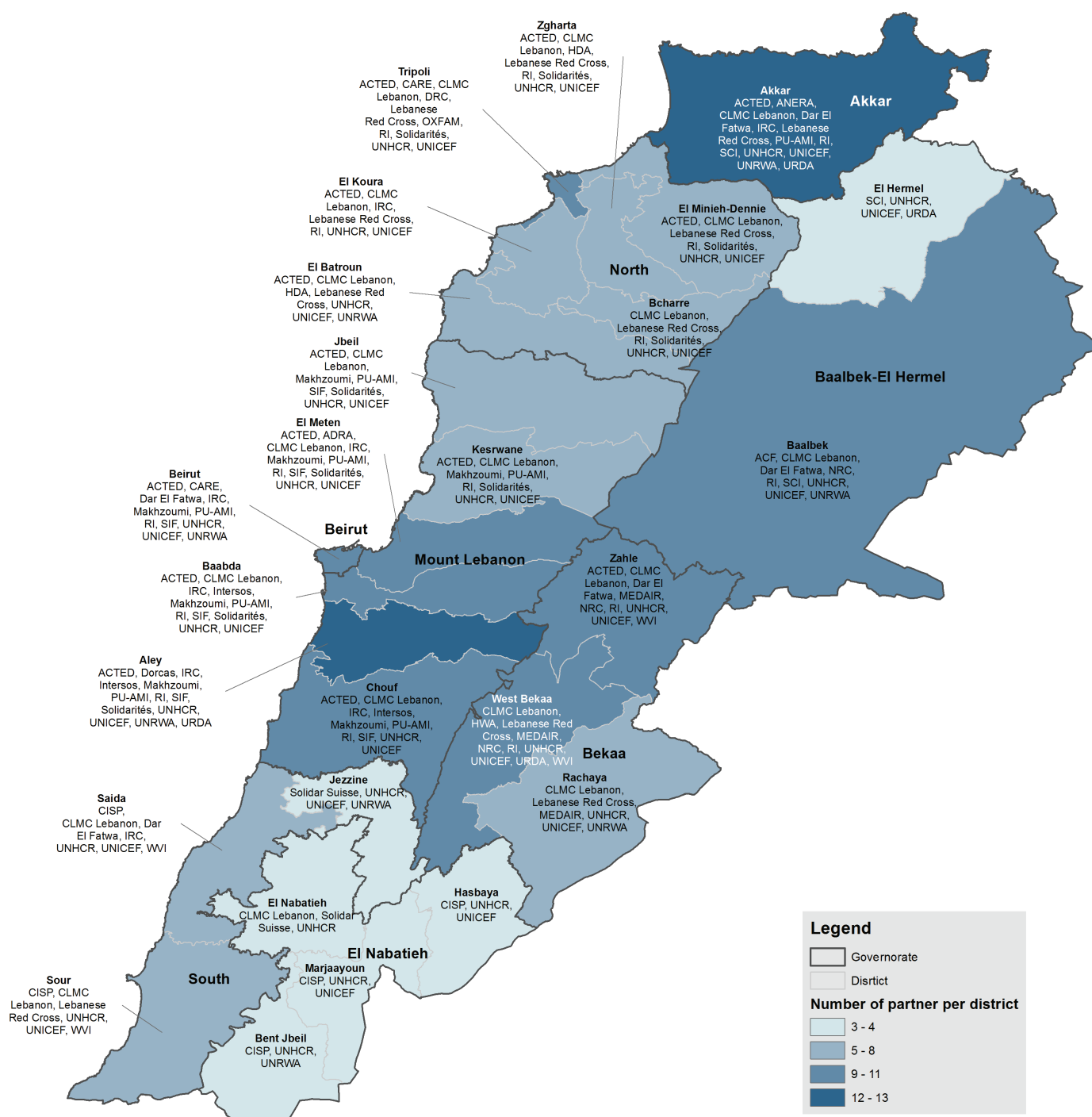
MoSA, ACF, ACTED, ADRA, ANERA, CARE, CISP, CLMC Lebanon, DRC, Dar El Fatwa, Dorcas, HDA, HWA, IRC, Intersos, Lebanese Red Cross, Makhzoumi, MEDAIR, NRC, Oxfam, PU-AMI, RI, SCI, SIF, Solidar Suisse, Solidarités International, UNHCR, UNICEF, UNRWA, URDA, WVI



## Organizations per district

The achievements described in this dashboard are the collective work of the following 31 organizations:

MoSA, ACF, ACTED, ADRA, ANERA, CARE, CISP, CLMC Lebanon, DRC, Dar El Fatwa, Dorcas, HDA, HWA, IRC, Intersos, Lebanese Red Cross, Makhzoumi, MEDAIR, NRC, Oxfam, PU-AMI, RI, SCI, SIF, Solidar Suisse, Solidarités International, UNHCR, UNICEF, UNRWA, URDA, WVI



Note: This map has been produced by UNHCR based on maps and material provided by the Government of Lebanon for UNHCR operational purposes. It does not constitute an official United Nations map. The designations employed and the presentation of material on this map do not imply the expression of any opinion whatsoever on the part of the Secretariat of the United Nations concerning the legal status of any country, territory, city or area or of its authorities, or concerning the delimitation of its frontiers or boundaries.

