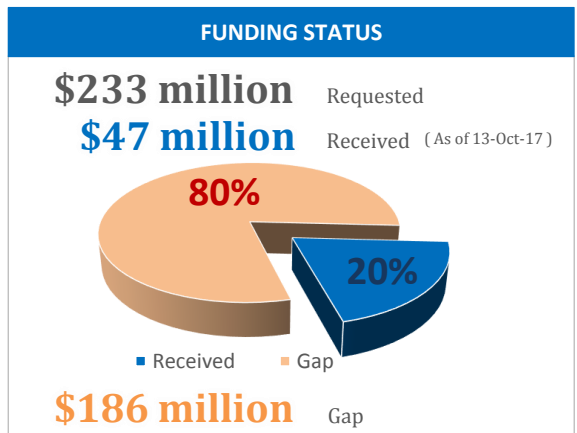
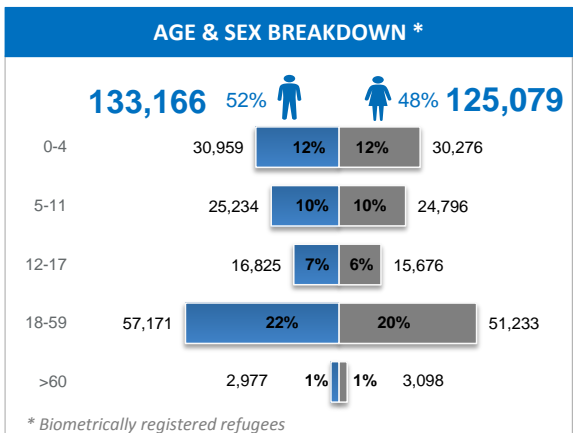
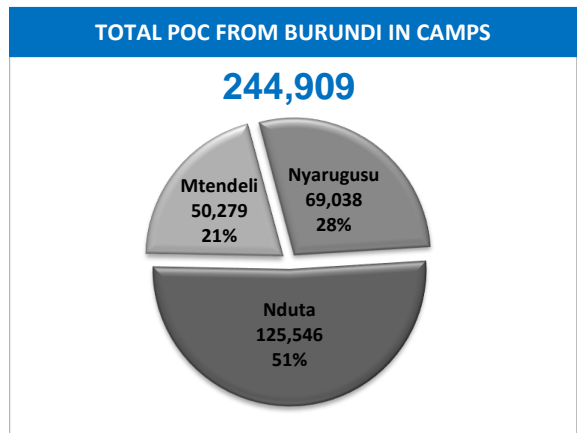


KEY FIGURES

KEY NUMBERS

- 364,276** Total POC in Tanzania
- 321,783** Total POC in camps
- 286,986** Total POC from Burundi
- 242,413** Refugees from Burundi biometrically registered



PROTECTION

of individuals who received MSR support (PSS, legal, medical and safety)

Target : 2,500
Current : **1,748** ❌
Gap/Target : **30%**

EDUCATION

% of children aged 6-14 yrs enrolled in primary education

Target : 75%
Current : **65%** ⚠️
Gap/Target : **14%**

HEALTH

Crude Mortality Rate (CMR) - per 1,000 population/month

Target : 0.7
Current : **0.3** ✅
Gap/Target : **No gap**

WASH

litres of safe drinking water per persons per day

Target : 20
Current : **20** ⚠️
Gap/Target : **2%**

FOOD

% of refugees receiving timely monthly food assistance

Target : 100%
Current : **98%** ⚠️
Gap/Target : **2%**

SHELTER

% of households living in adequate dwellings (Transitional Shelters)

Target : 38%
Current : **34%** ⚠️
Gap/Target : **11%**

PROTECTION

% of at risk children identified screened and registered

Target : 100%
Current : **99.8%** ⚠️
Gap/Target : **0.2%**

EDUCATION

% of children aged 15-18 enrolled in secondary education

Target : 50%
Current : **3%** ❌
Gap/Target : **95%**

HEALTH

Under 5 Mortality Rate (U5MR) - per 1,000 population/month

Target : 1.5
Current : **1.1** ✅
Gap/Target : **No gap**

WASH

% of households with family latrines

Target : 40%
Current : **37%** ⚠️
Gap/Target : **7%**

FOOD

% of required food quantity distributed (2,100 kcal)

Target : 100%
Current : **67%** ❌
Gap/Target : **33%**

SHELTER

of educational facilities constructed or improved

Target : 5
Current : **3** ❌
Gap/Target : **40%**

✅ Target reached or exceeded ⚠️ Target borderline (≥75% of the target) ❌ Target not met (<75% of the target)



For more information, contact tanb@unhcr.org or visit: <https://data2.unhcr.org/en/situations/burundi/location/2034>

This document is prepared by **UNHCR** The UN Refugee Agency
Creation Date : 20 October, 2017