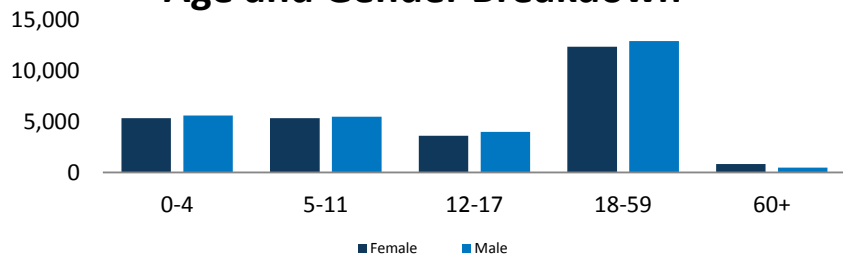


**TOTAL REGISTERED REFUGEES AND ASYLUM SEEKERS**
**56,154**
**Age and Gender Breakdown**

**AGE AND GENDER BREAKDOWN**

Age	0-4	5-11	12-17	18-59	60+	Total	%
Female	5,352	5,352	3,633	12,400	825	27,562	49.1%
Male	5,628	5,494	4,017	12,963	490	28,592	50.9%
<b>Total</b>	<b>10,980</b>	<b>10,846</b>	<b>7,650</b>	<b>25,363</b>	<b>1,315</b>	<b>56,154</b>	
%	19.6%	19.3%	13.6%	45.2%	2.3%	100%	

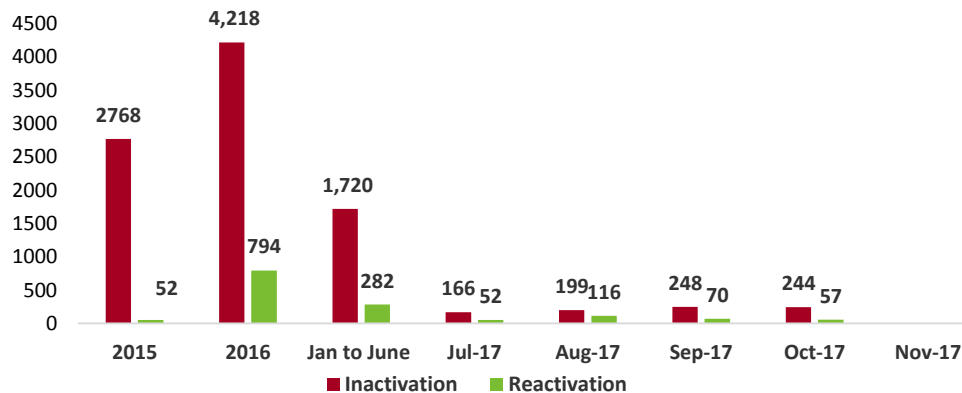
**Children 52.5%**  
 29,289

**18-59 45.2%**  
 25,308

**60+ 2.3%**  
 1,312

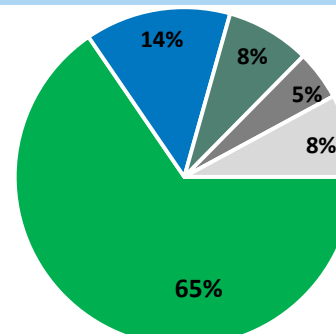
**SPECIFIC NEEDS**

Child at risk	53	1%
Disability	1,002	21%
Family unity	257	5%
Older person at risk	811	17%
Serious medical condition	1,035	21%
Specific legal and physical protection needs	199	4%
Torture	14	0%
Unaccompanied and separated child	1,237	25%
Woman at risk	265	5%

**Inactivation and Reactivation (of inactivated) due to missing 3 cycles of general food distribution**

**Weekly Registration**

Week 27th October -02nd November 2017

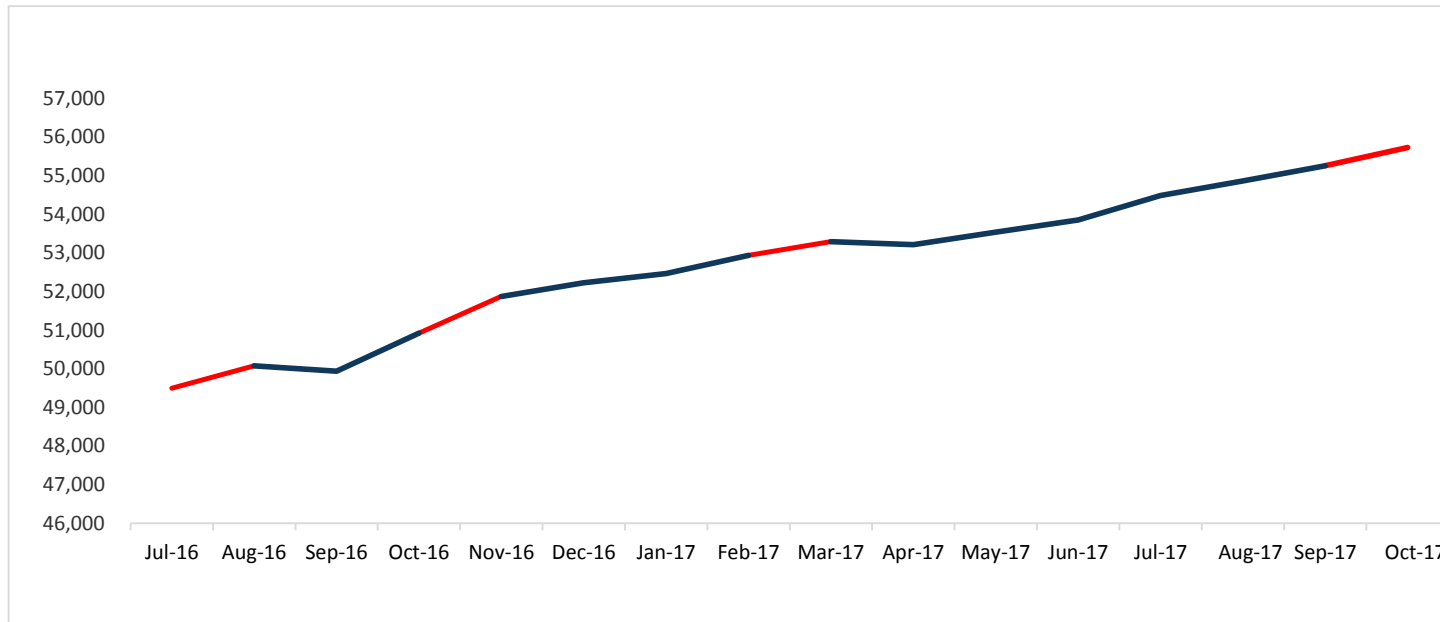
Female	Male	Total
245	239	484

**WRA\*(15-49) 13,166**
**WRA\*(12-49) For Pads 15,057**
**TOP 5 AREAS OF ORIGIN**


■ Kirundo ■ Muyinga ■ Bujumbura Mairie ■ Ngozi ■ Others

\*WRA: Women in Reproductive Age

## GROWTH POPULATION TRENDS



## Families

Size	Total	%
1	7868	41.25%
2	2248	11.78%
3	2408	12.62%
4	2000	10.48%
5	1692	8.87%
6	1291	6.77%
7	757	3.97%
8	452	2.37%
9	218	1.14%
10	97	0.51%
11	33	0.17%
12	9	0.05%
13	2	0.01%
14	1	0.01%
<b>Total</b>	<b>19,076</b>	<b>100.0%</b>

## Age and Gender Breakdown details

Age Cohort	Female	Male	Total
0 - 5	6260	6606	12866
6 - 12	5158	5219	10377
10 - 14	3171	3236	6407
15 - 19	2658	3016	5674
13 - 18	3374	3840	7190
20 - 24	2748	2873	5621
19 -59	11945	12437	24382
60+	825	490	1315

Age Cohort	Female	Male	Total
0-6 months	734	791	1525
0-9 months	1058	1145	2203
6-23 months	1927	2000	3927
0-12 months	1434	1517	2951
0-35 months	3631	3781	7412
0-2 years	3631	3781	7412
3 yrs	929	1019	1948
4-5 years	1700	1806	3506
6 years	872	936	1808
7-12 years	4286	4283	8569

### Partners

