

Total Active Registered Iraqis **65,505**

Standard Age and Gender

| Age | 0-4 | 5-11 | 12-17 | 18-35 | 36-59 | 60+ | Total | % |
|--------|-------|--------|-------|--------|--------|-------|--------|-------|
| Female | 2,123 | 4,857 | 3,234 | 9,519 | 8,390 | 3,607 | 31,730 | 48.4% |
| Male | 2,206 | 5,401 | 3,605 | 10,753 | 8,735 | 3,075 | 33,775 | 51.6% |
| Total | 4,329 | 10,258 | 6,839 | 20,272 | 17,125 | 6,682 | 65,505 | 100% |
| | 6.6% | 15.7% | 10.4% | 30.9% | 26.1% | 10.2% | | |

Place of Origin

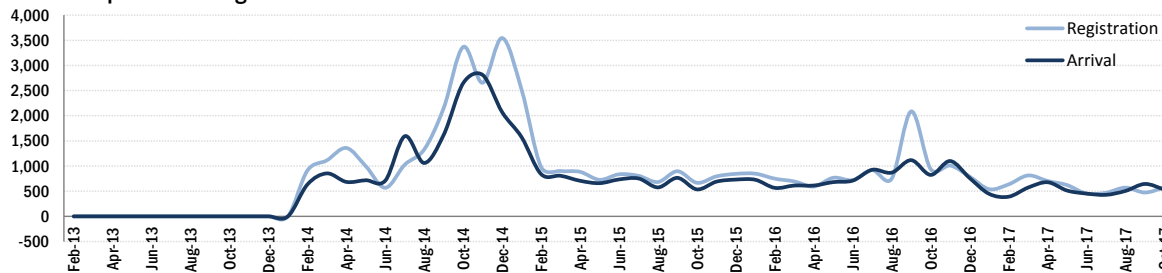
| | | |
|--------------|--------|-------|
| Baghdad | 33,449 | 51.1% |
| Erbil | 7,772 | 11.9% |
| Basrah | 4,287 | 6.5% |
| Anbar | 3,917 | 6.0% |
| Ninewa | 3,789 | 5.8% |
| Dahuk | 2,813 | 4.3% |
| Salah al-Din | 1,388 | 2.1% |
| Thi-Qar | 1,328 | 2.0% |
| Tameem | 1,127 | 1.7% |
| Diyala | 1,088 | 1.7% |
| Missan | 597 | 0.9% |
| Sulaymaniyah | 557 | 0.9% |
| Muthanna | 549 | 0.8% |
| Babylon | 474 | 0.7% |
| Wassit | 389 | 0.6% |
| Najaf | 308 | 0.5% |
| Qadissiya | 230 | 0.4% |
| Kerbala | 230 | 0.4% |
| Other | 1,213 | 1.9% |

Specific Needs

| | | |
|--|--------|-------|
| Serious medical condition | 7,764 | 11.9% |
| Disability | 2,846 | 4.3% |
| Specific legal and physical protection needs | 2,142 | 3.3% |
| Child at risk | 1,858 | 2.8% |
| Woman at risk | 1,821 | 2.8% |
| Single parent | 1,099 | 1.7% |
| Older person at risk | 824 | 1.3% |
| Unaccompanied or separated child | 126 | 0.2% |
| Total | 18,480 | 28.2% |

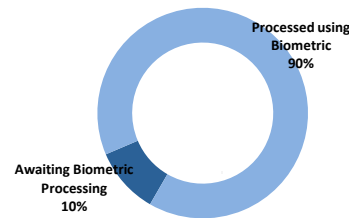
* An individual can have more than one specific need

Iraqi Arrival & Registration Trends since Jan 2013



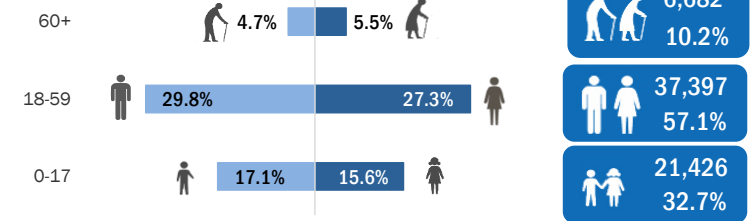
Interagency Portal: <http://data.unhcr.org/Syrianrefugees>
 UNHCR on the web: <http://www.unhcr.org>; <http://www.unhcr.org>
 UNHCR on Social network: <http://www.facebook.com/UNHCRJordan> <http://twitter.com/ZaatariCamp>
 DAG Jordan

Biometric Statistics (IRIS)



UNHCR Jordan

Age-Gender Breakdown

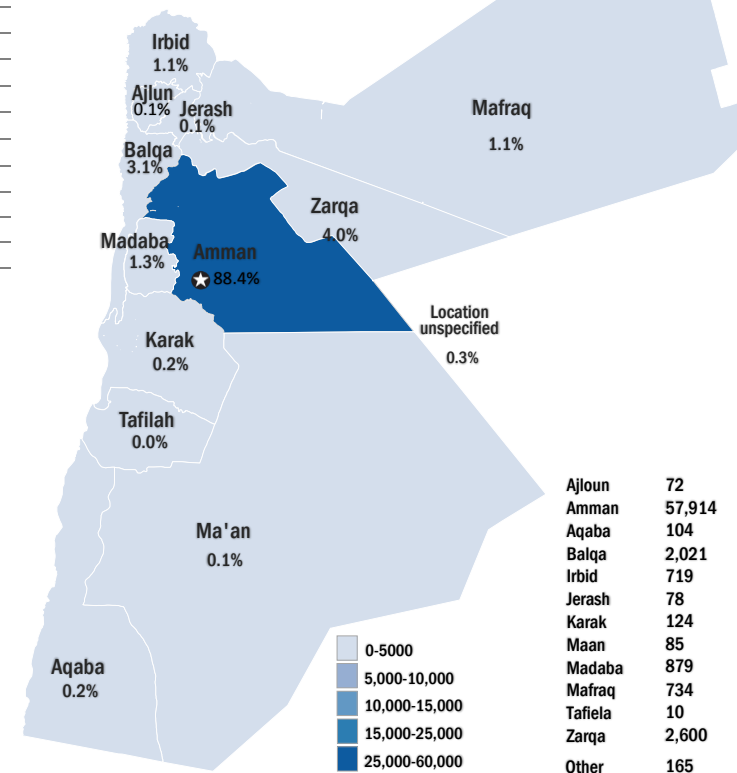


Arrivals

| | Arrival | Registration |
|----------|---------|--------------|
| Pre-2006 | 4,302 | 72,669 |
| 2006 | 3,441 | 4,689 |
| 2007 | 2,192 | 31,285 |
| 2008 | 1,046 | 9,761 |
| 2009 | 1,343 | 6,841 |
| 2010 | 1,942 | 7,980 |
| 2011 | 2,383 | 7,766 |
| 2012 | 2,569 | 4,088 |
| 2013 | 4,796 | 5,392 |
| 2014 | 16,659 | 21,541 |
| 2015 | 8,125 | 9,869 |
| 2016 | 8,837 | 10,562 |
| 2017 | 4,897 | 6,432 |

* The new arrivals excludes newborn babies who will be represented under the registration trend.

UNHCR Registered Iraqis



* Coloured map only reflects refugees living outside camps.