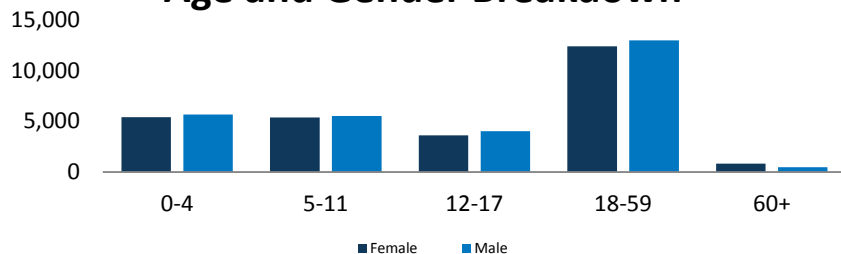


**TOTAL REGISTERED REFUGEES AND ASYLUM SEEKERS**
**56,380**
**Age and Gender Breakdown**

**AGE AND GENDER BREAKDOWN**

Age	0-4	5-11	12-17	18-59	60+	Total	%
Female	5,417	5,384	3,628	12,415	828	27,672	49.1%
Male	5,686	5,520	4,020	12,990	492	28,708	50.9%
<b>Total</b>	<b>11,103</b>	<b>10,904</b>	<b>7,648</b>	<b>25,405</b>	<b>1,320</b>	<b>56,380</b>	
%	19.7%	19.3%	13.6%	45.1%	2.3%	100%	

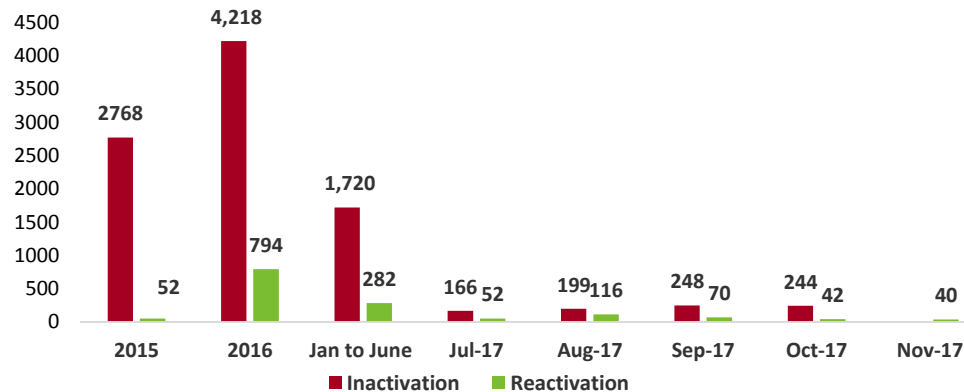
**Children 52.6%**  
 29,203

**18-59 45.1%**  
 25,274

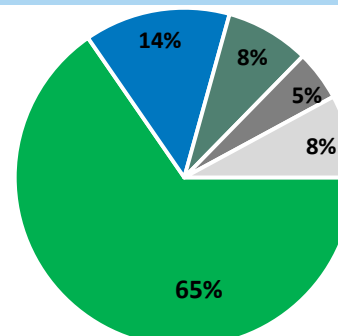
**60+ 2.3%**  
 1,309

**SPECIFIC NEEDS**

Child at risk	58	1%
Disability	1,003	21%
Family unity	255	5%
Older person at risk	819	17%
Serious medical condition	1,041	21%
Specific legal and physical protection needs	193	4%
Torture	14	0%
Unaccompanied and separated child	1,221	25%
Woman at risk	264	5%

**Inactivation and Reactivation (of inactivated) due to missing 3 cycles of general food distribution**

**Weekly Registration**
**Week 17th -23rd November 2017**

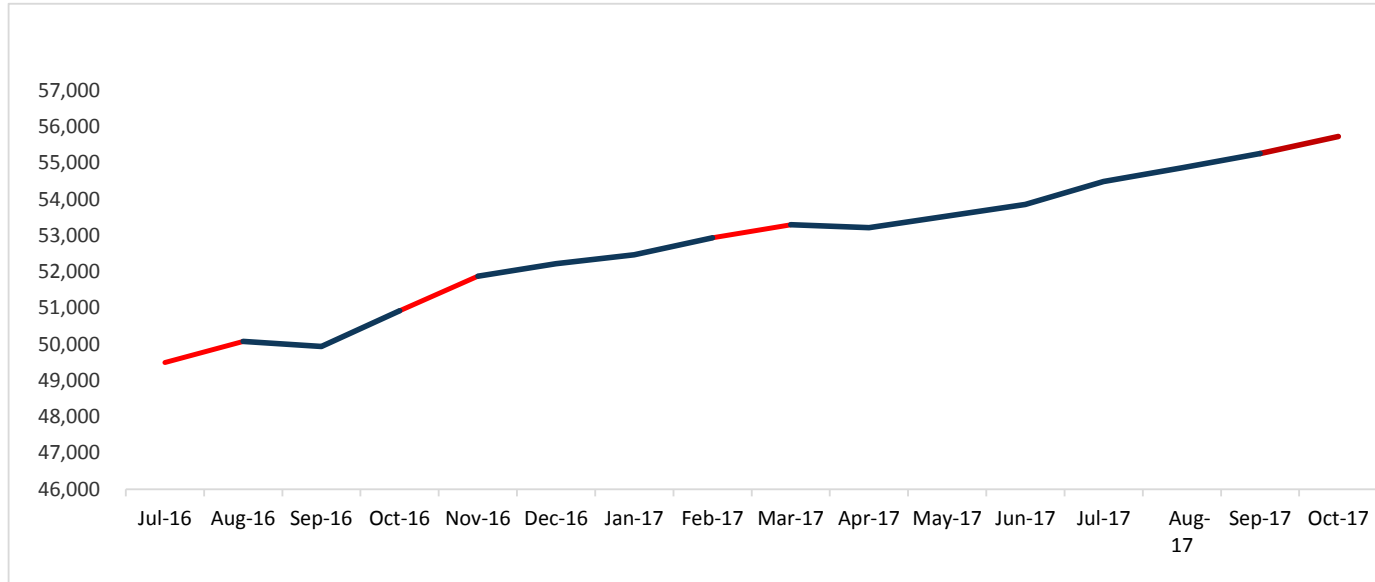
Female	Male	Total
41	33	74

**WRA\*(15-49) 13,176**
**WRA\*(12-49) For Pads 15,065**
**TOP 5 AREAS OF ORIGIN**


■ Kirundo ■ Muyinga ■ Bujumbura Mairie ■ Ngozi ■ Others

\*WRA: Women in Reproductive Age

## GROWTH POPULATION TRENDS



## Families

Size	Total	%
1	7879	41.22%
2	2235	11.69%
3	2413	12.62%
4	2006	10.50%
5	1703	8.91%
6	1293	6.77%
7	755	3.95%
8	464	2.43%
9	217	1.14%
10	102	0.53%
11	33	0.17%
12	10	0.05%
13	2	0.01%
14	1	0.01%
<b>Total</b>	<b>19,113</b>	<b>100.0%</b>

## Age and Gender Breakdown details

Age Cohort	Female	Male	Total
0 - 5	6353	6692	13045
6 - 12	5164	5223	10387
10 - 14	3175	3240	6415
15 - 19	2657	3015	5672
13 - 18	3373	3840	7190
20 - 24	2754	2880	5634
19 -59	11954	12461	24415
60+	828	492	1320

Age Cohort	Female	Male	Total
0-6 months	731	763	1494
0-9 months	1060	1121	2181
6-23 months	1894	1958	3852
0-12 months	1425	1489	2914
0-35 months	3550	3642	7192
0-2 years	3722	3863	7585
3 yrs	930	1022	1952
4-5 years	1701	1807	3508
6 years	872	936	1808
7 -12 years	4292	4287	8579

### Partners

