



Registration Unit

Total Persons of Concern

Individuals

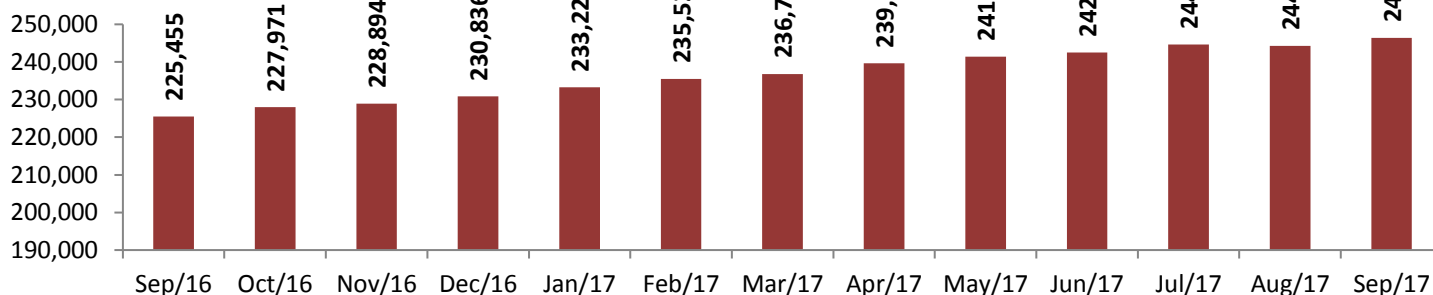
246,434

Households

80,795

### Registration Trend

Total registered Syrians



This profile is based on

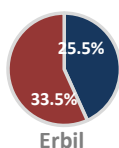
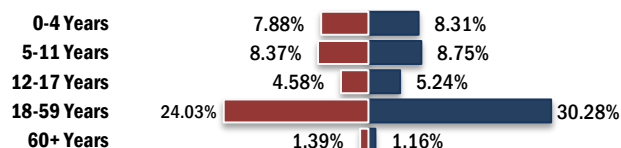
**246,434**

proGres registered individuals

### Age and Gender Breakdown

Age (Years)

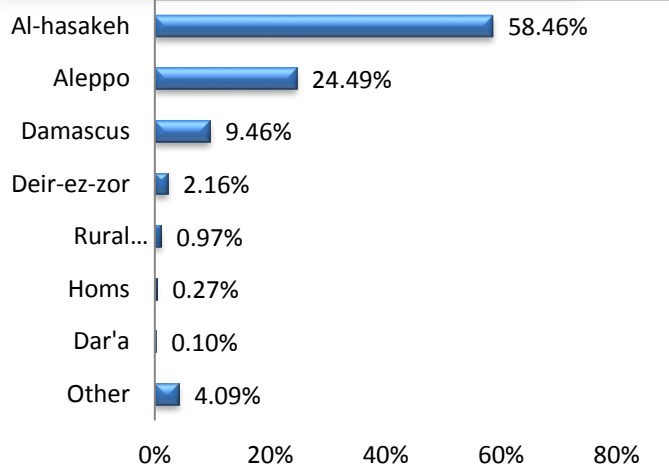
Female Male



■ % Adult Females ■ % Adult Males

Governorate	Individuals	Households	% Individuals
Anbar	4,455	1,133	1.808%
Babylon	3	3	0.001%
Baghdad	436	214	0.177%
Basrah	76	42	0.031%
Diyala	8	5	0.003%
Duhok	85,779	24,240	34.808%
Erbil	120,277	42,433	48.807%
Kerbala	124	79	0.050%
Kirkuk	961	358	0.390%
Missan	14	10	0.006%
Najaf	304	217	0.123%
Ninewa	1,603	548	0.650%
Qadissiya	8	3	0.003%
Salah al-Din	14	4	0.006%
Sulaymaniyah	32,086	11,371	13.020%
Thi-Qar	76	50	0.031%
Wassit	6	1	0.002%
Other	204	84	0.083%
<b>Total</b>	<b>246,434</b>	<b>80,795</b>	<b>100%</b>

### Place of Origin



### Camp and non-camp population comparison



■ Urban ■ Camp

Camps Registered Population			
Camp	Individuals	Households	% Total
Akre Settlement	1,156	284	1.28%
Domiz Camp 1	32,533	8,565	36.12%
Domiz Camp 2	9,381	2,282	10.42%
Gawilan Camp	8,483	1,953	9.42%
Basirma Camp	3,122	700	3.47%
Darashakran Camp	11,389	2,558	12.65%
Kawergosk Camp	7,922	2,002	8.80%
Qushtapa Camp	7,547	1,927	8.38%
Arbat Camp	8,533	2,215	9.47%
<b>Total</b>	<b>90,066</b>	<b>22,486</b>	<b>100%</b>