

Total Active Registered Iraqis

65,623

Standard Age and Gender

Age	0-4	5-11	12-17	18-35	36-59	60+	Total	%
Female	2,098	4,865	3,253	9,528	8,416	3,620	31,780	48.4%
Male	2,189	5,408	3,629	10,770	8,752	3,095	33,843	51.6%
Total	4,287	10,273	6,882	20,298	17,168	6,715	65,623	100%
	6.5%	15.7%	10.5%	30.9%	26.2%	10.2%		

Place of Origin

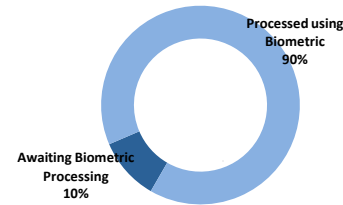
Baghdad	33,461	51.0%
Erbil	7,814	11.9%
Basrah	4,294	6.5%
Anbar	3,920	6.0%
Ninewa	3,825	5.8%
Dahuk	2,815	4.3%
Salah al-Din	1,389	2.1%
Thi-Qar	1,324	2.0%
Tameem	1,140	1.7%
Diyala	1,085	1.7%
Missan	597	0.9%
Sulaymaniyah	559	0.9%
Muthanna	551	0.8%
Babylon	482	0.7%
Wassit	389	0.6%
Najaf	308	0.5%
Kerbala	234	0.4%
Qadisiya	232	0.4%
Other	1,204	1.8%

Specific Needs

Serious medical condition	7,808	11.9%
Disability	2,882	4.4%
Specific legal and physical protection needs	2,148	3.3%
Child at risk	1,869	2.8%
Woman at risk	1,826	2.8%
Single parent	1,101	1.7%
Older person at risk	829	1.3%
Unaccompanied or separated child	130	0.2%
Total	18,593	28.3%

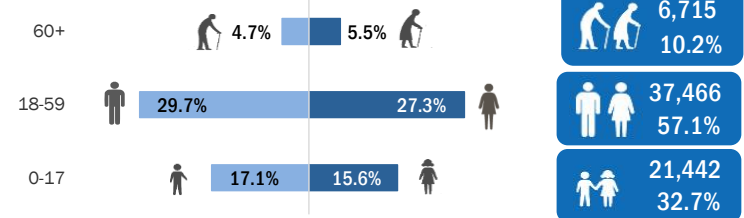
* An individual can have more than one specific need

Biometric Statistics (IRIS)



UNHCR Jordan

Age-Gender Breakdown

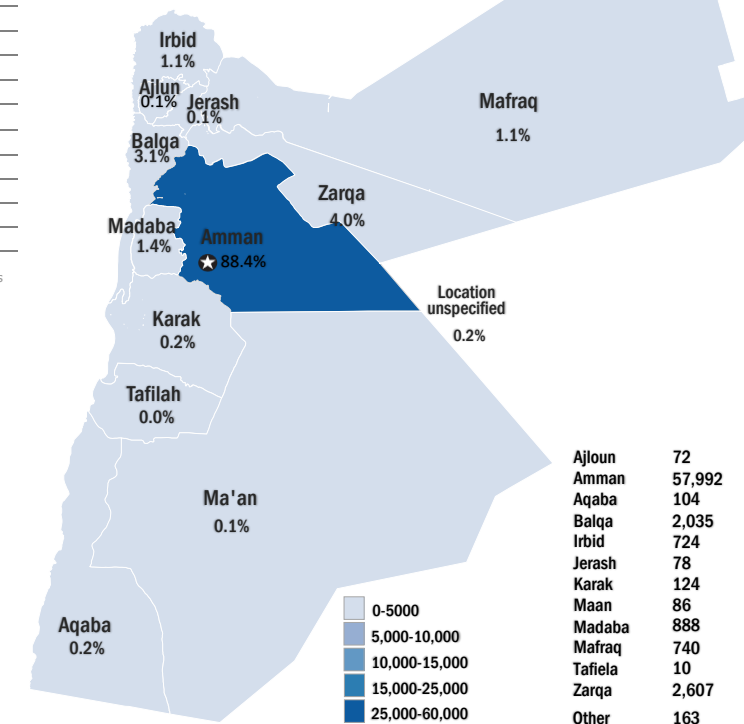


Arrivals

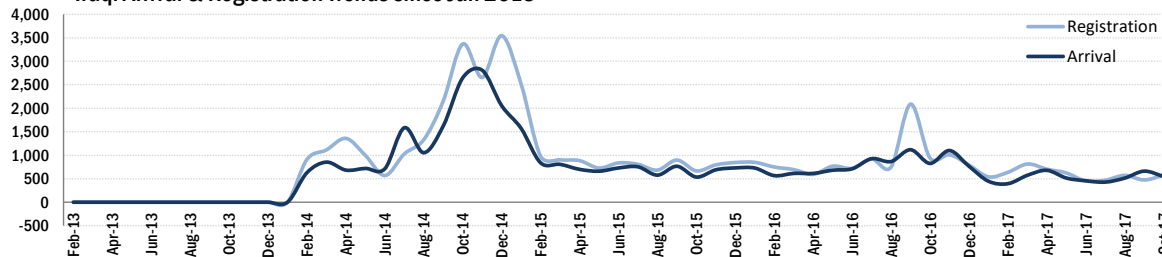
	Arrival	Registration
Pre-2006	4,296	72,669
2006	3,436	4,689
2007	2,192	31,285
2008	1,043	9,761
2009	1,337	6,841
2010	1,932	7,980
2011	2,377	7,766
2012	2,562	4,088
2013	4,781	5,392
2014	16,620	21,541
2015	8,108	9,869
2016	8,837	10,562
2017	5,115	6,681

* The new arrivals excludes newborn babies who will be represented under the registration trend.

UNHCR Registered Iraqis



Iraqi Arrival & Registration Trends since Jan 2013



Interagency Portal: <http://data.unhcr.org/Syrianrefugees>
 UNHCR on the web: <http://www.unhcr.org> ; <http://www.unhcr.org>
 UNHCR on social network: <http://www.facebook.com/UNHCRJordan> <http://twitter.com/ZaatariCamp>

* Coloured map only reflects refugees living outside camps.