

Total Active Registered Syrians

**655,624**



Urban

**516,072**

**78.7%**



Camps

**139,552**

**21.3%**

## Standard Age and Gender

Age	0-4	5-11	12-17	18-35	36-59	60+	Total	%
Female	48,773	69,914	43,320	97,027	57,135	14,462	330,631	50.4%
Male	51,713	73,765	45,416	93,981	49,931	10,187	324,993	49.6%
<b>Total</b>	<b>100,486</b>	<b>143,679</b>	<b>88,736</b>	<b>191,008</b>	<b>107,066</b>	<b>24,649</b>	<b>655,624</b>	<b>100%</b>
	15.3%	21.9%	13.5%	29.1%	16.3%	3.8%		

## Place of Origin

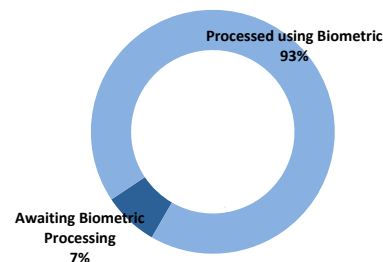
Dar'a	270,525	41.3%
Homs	104,245	15.9%
Rural Damascus	77,651	11.8%
Aleppo	68,904	10.5%
Damascus	48,840	7.4%
Hama	34,624	5.3%
Ar-raqqa	17,043	2.6%
Idlib	11,024	1.7%
Deir-ez-zor	6,730	1.0%
Al-hasakeh	5,295	0.8%
Quneitra	2,820	0.4%
As-sweida	1,548	0.2%
Lattakia	1,349	0.2%
Tartous	362	0.1%
Other	4,664	0.7%

## Specific Needs

Serious medical condition	49,940	7.6%
Child at risk	41,006	6.3%
Specific legal and physical protection needs	35,993	5.5%
Single parent	20,381	3.1%
Disability	20,309	3.1%
Woman at risk	17,286	2.6%
Older person at risk	5,948	0.9%
Unaccompanied or separated child	3,230	0.5%
<b>Total</b>	<b>194,093</b>	<b>29.6%</b>

\* An individual can have more than one specific need

## Biometric Statistics (IRIS)



## Registration Trend

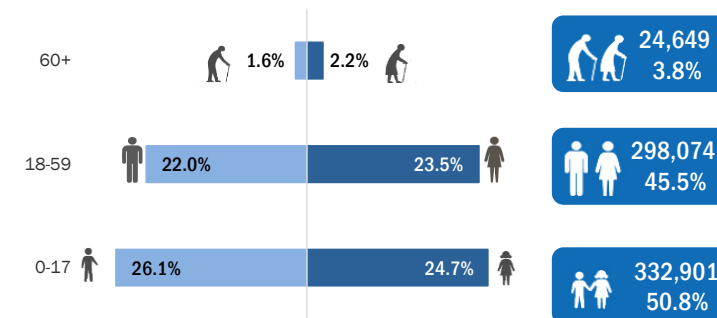
2011	248	0.0%
2012	754,934	72.5%
2013	155,742	15.0%
2014	40,406	3.9%
2015	57,566	5.5%
2016	28,561	2.7%
2017	4,198	0.4%

## Arrivals

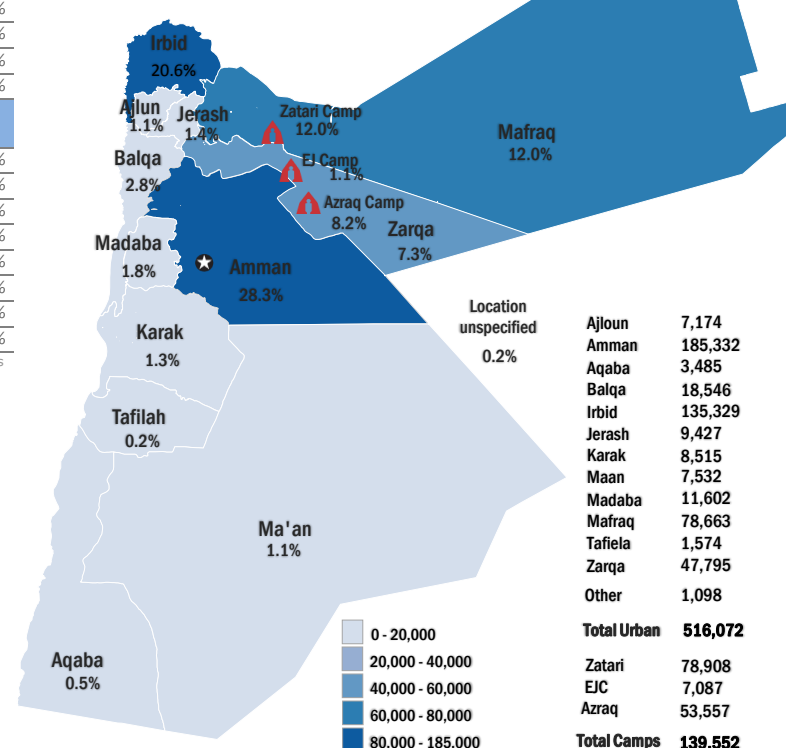
Pre-2011	10,640	1.6%
2011	22,213	3.4%
2012	163,848	25.0%
2013	274,603	41.9%
2014	61,742	9.4%
2015	14,373	2.2%
2016	25,877	3.9%
2017	1,991	0.3%

\* The new arrivals excludes newborn babies who will be represented under the registration trend.

## Age-Gender Breakdown



## UNHCR Registered Syrians



\* Coloured map only reflects refugees living outside camps.

## Syrian Registration Trend since 01 March 2011

