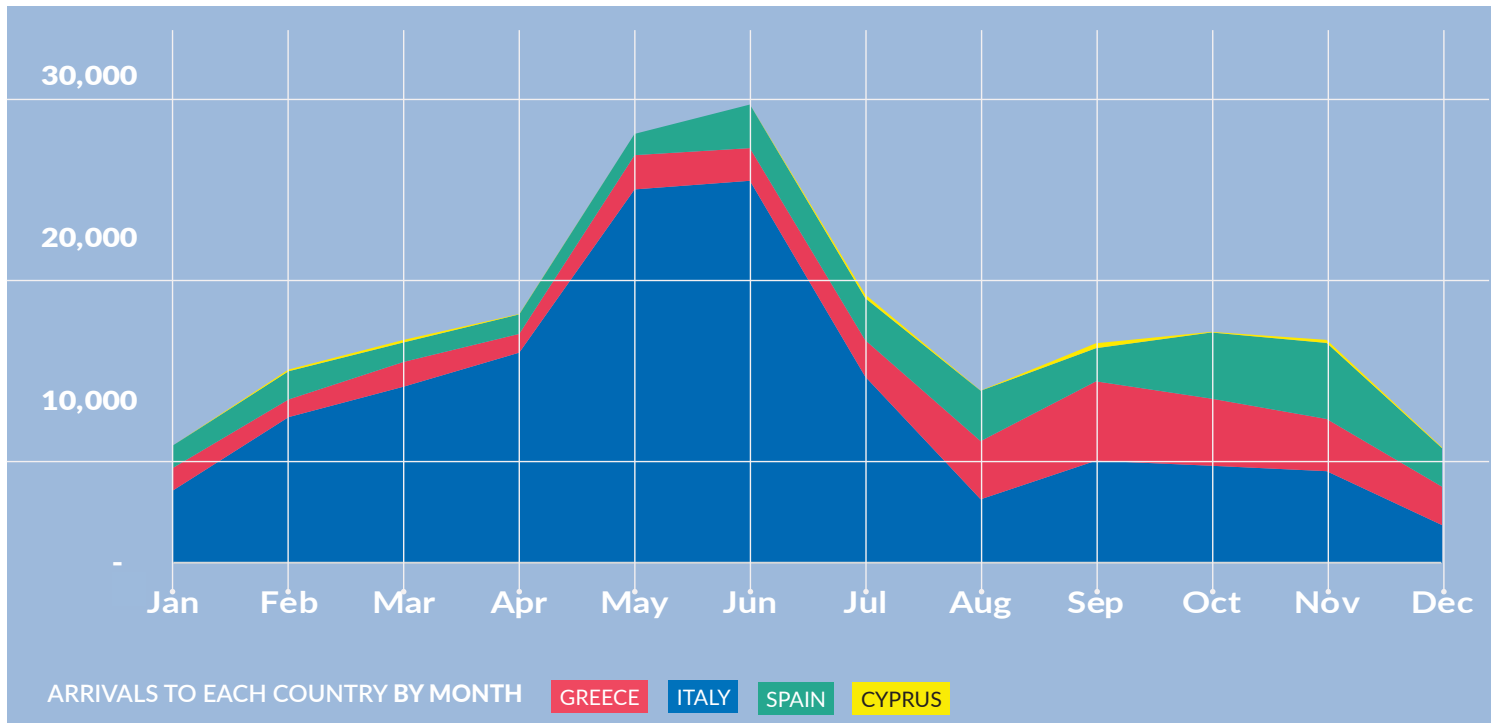
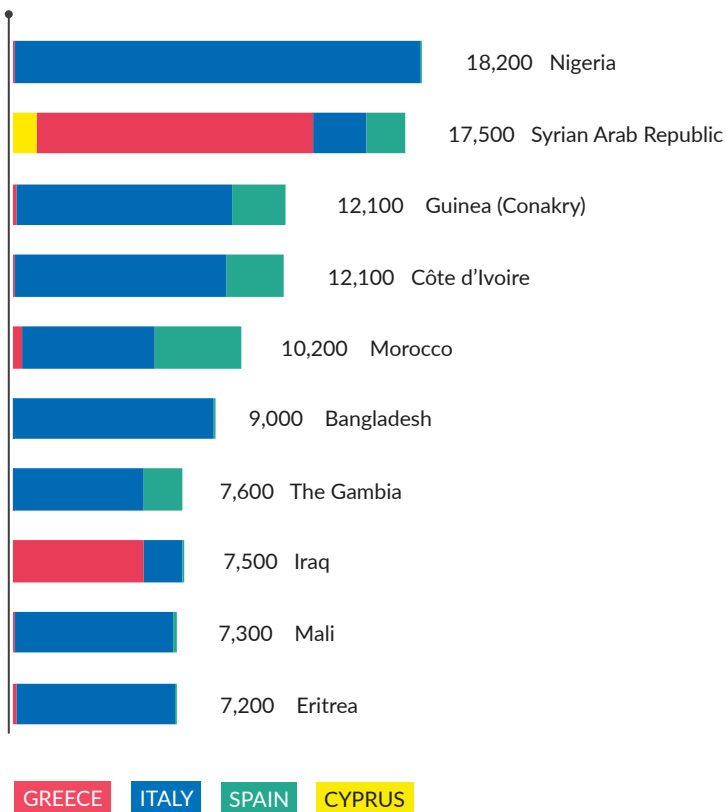


# REFUGEES & MIGRANTS ARRIVALS TO EUROPE IN 2017

**TOTAL ARRIVALS<sup>1</sup>**

<b>2017</b>	<b>178,500</b>	(as of 31 December 2017)
<b>2016</b>	<b>362,300</b>	(as of 31 December 2016)
<b>2015</b>	<b>1,015,000</b>	(as of 31 December 2015)


**ARRIVALS' MOST COMMON COUNTRIES OF ORIGIN**

**OVERVIEW**

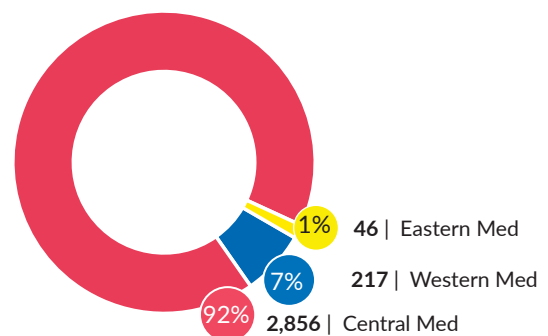
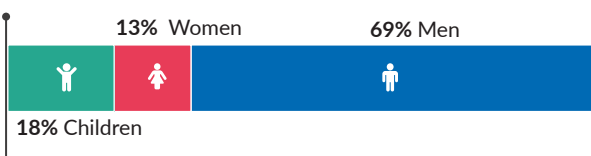
Between 1 January and 31 December 2017, **178,500** refugees and migrants crossed the Mediterranean Sea from North Africa and Turkey. Most crossed the Central Mediterranean from Libya to Italy. Arrivals in 2017 most commonly originated from Nigeria, the Syrian Arab Republic, Guinea (Conakry) and Côte d'Ivoire.

In 2017, 69% of arrivals were men, 18% children, and 13% women.

Due to the high risks associated with crossing the Mediterranean Sea, it is estimated that over 3,000 refugees and migrants are thought to have died in 2017 compared to over 5,000 in 2016. Most deaths occurred along the route from North Africa to Italy.

**DEAD AND MISSING TOTAL (ESTIMATED)**

<b>2017</b>	<b>3,100</b>	(as of 31 December 2017)
<b>2016</b>	<b>5,000</b>	(as of 31 December 2016)

**DISTRIBUTION PER ROUTE AS OF JAN-DEC 2017**

**DEMOGRAPHIC<sup>2</sup> BREAKDOWN**


### ARRIVALS BY SEA AND LAND SPAIN

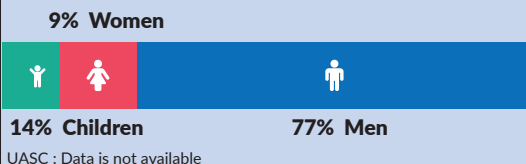
#### TOTAL ARRIVALS

**JAN - DEC 2017** **28,349**  
Sea Arrivals : 22,103 Land Arrivals: 6,246

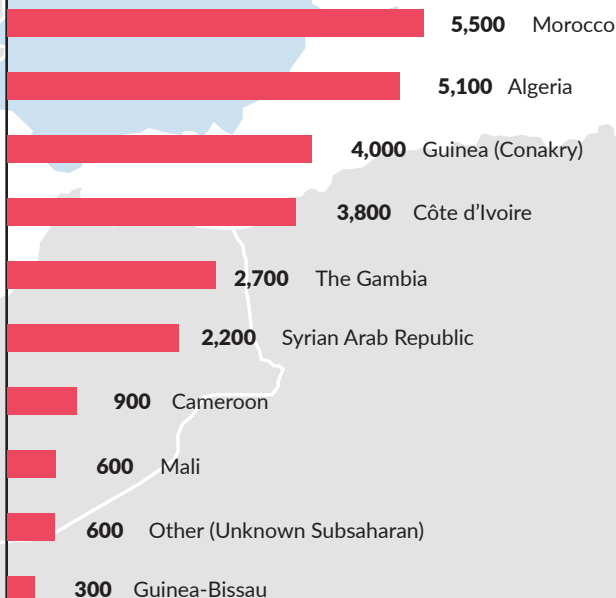
**JAN - DEC 2016** **14,094**

**JAN - DEC 2015** **16,263**

#### DEMOGRAPHIC BREAKDOWN



#### ARRIVALS' MOST COMMON COUNTRIES OF ORIGIN

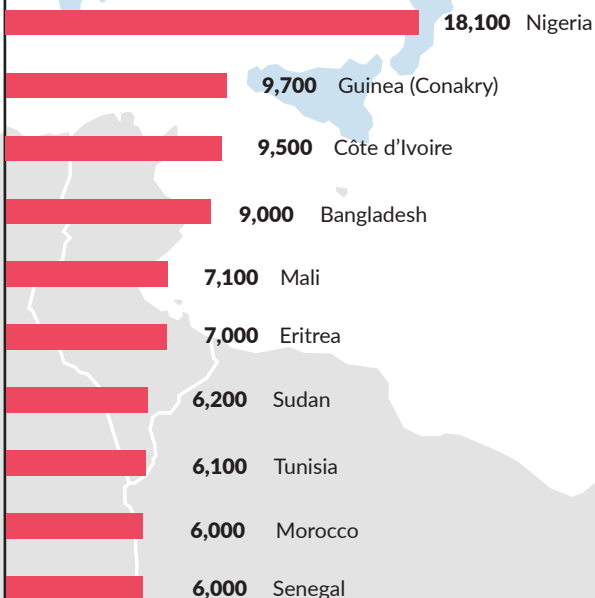
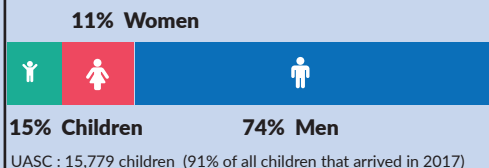


### ARRIVALS BY SEA ITALY

**JAN - DEC 2017** **119,369**

**JAN - DEC 2016** **181,436**

**JAN - DEC 2015** **153,842**



### ARRIVALS BY SEA GREECE

**JAN - DEC 2017** **29,718**

**JAN - DEC 2016** **173,450**

**JAN - DEC 2015** **856,723**

