

ZAMBIA

Refugees and Asylum Seekers from Democratic Republic of Congo in Zambia (Countrywide)

19th February 2018



KEY FIGURES

12,515

HOUSEHOLDS

40,747

INDIVIDUALS REGISTERED

5,696

IDENTIFIED
VULNERABLE PERSONS


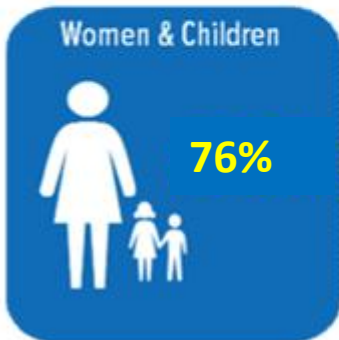

37,477

REFUGEES

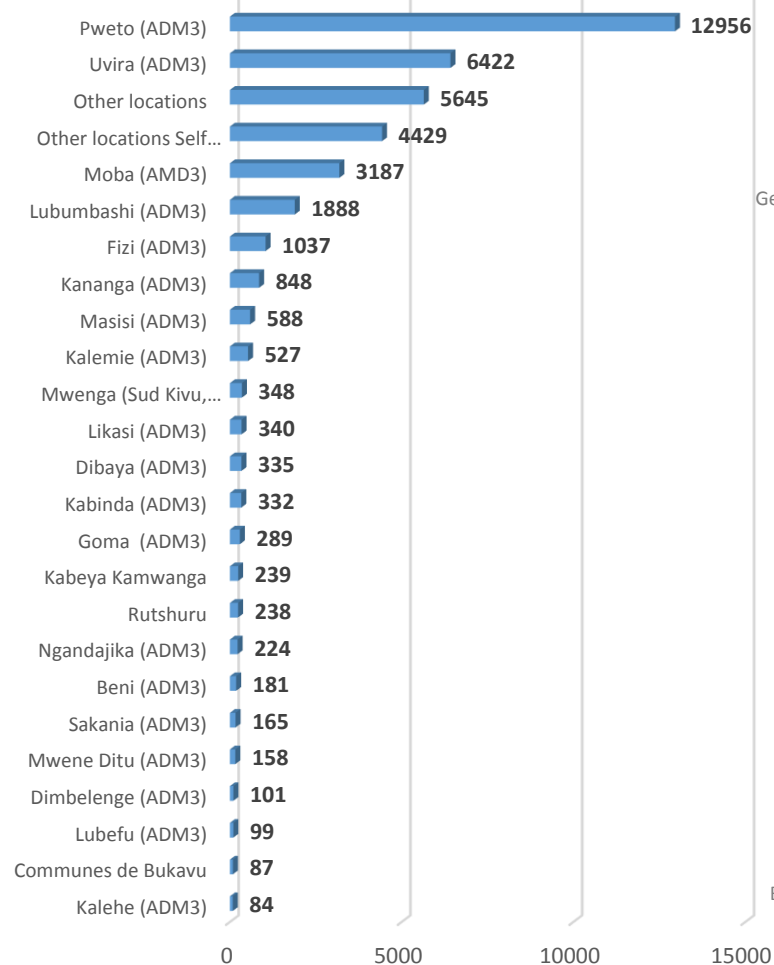
3,270

ASYLUM SEEKERS

DEMOGRAPHICS



AREAS OF ORIGIN



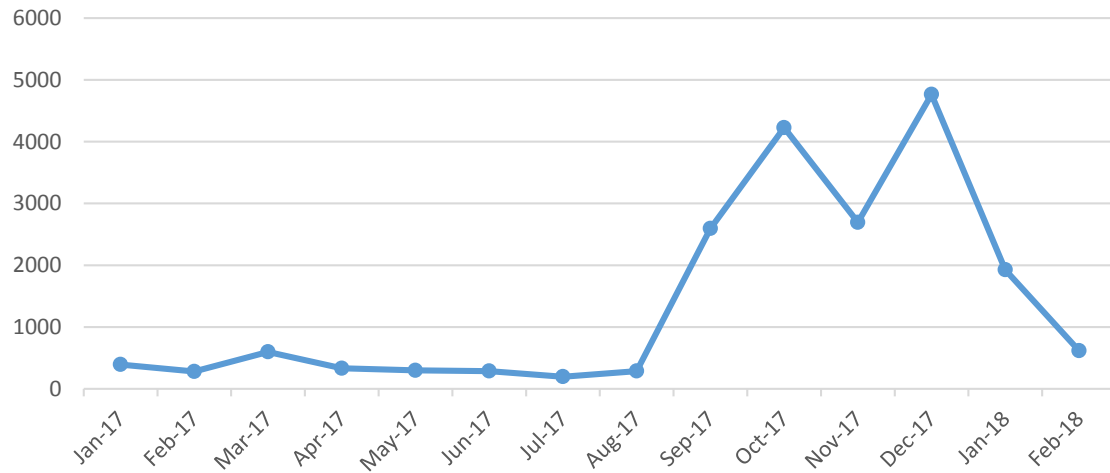
OCCUPATION INFORMATION



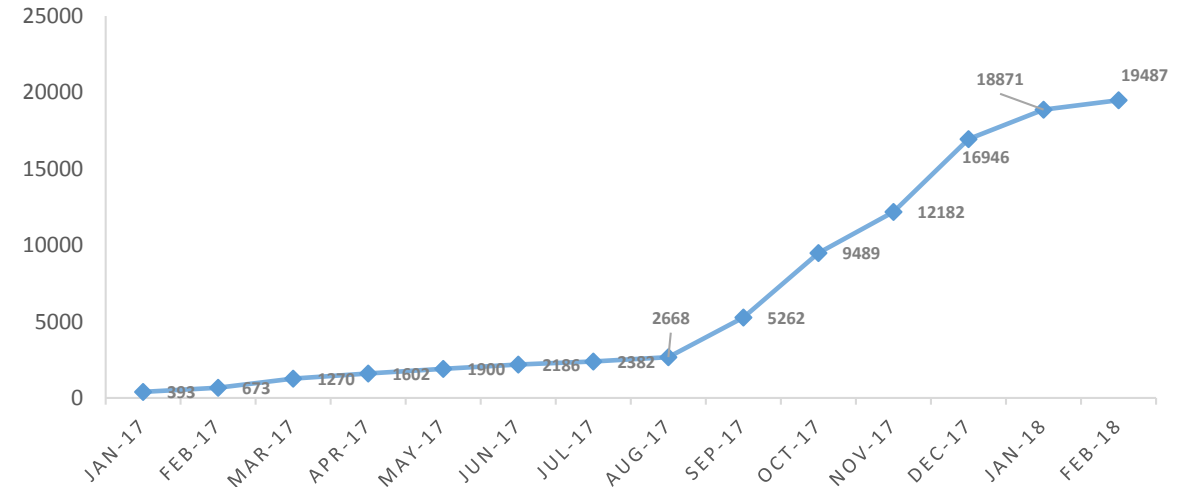
DRC Monthly New Arrivals Since January 2017 to Date

Location	Jan-17	Feb-17	Mar-17	Apr-17	May-17	Jun-17	Jul-17	Aug-17	Sep-17	Oct-17	Nov-17	Dec-17	Jan-18	Feb-18	Grand Total
Lusaka	83	277	153	128	92	187	112	139	292	214	256	272	115	154	2,474
Meheba	285	2	443	204	200	99	84	147	240	68	7	168	36	84	2,067
Mayukwayukwa	25	1	1	0	6	0	0	0	0	0	0	1	0	2	36
Nchelenge	0	0	0	0	0	0	0	0	2,062	3,945	2,430	4,323	1,774	376	14,910
Grand Total	393	280	597	332	298	286	196	286	2594	4227	2693	4764	1925	616	19487

DRC Monthly new arrivals Trend
Since January 2017 to date



DRC MONTHLY NEW ARRIVALS CUMULATIVE TREND
SINCE JANUARY 2017 TO DATE



Identified Persons with Specific Needs From DRC

Vulnerability by Age Group.	0 - 4 Years	05 - 11 Years	12 - 17 Years	18 - 59 Years	60 Plus	Grand Total
Child at risk	22	301	374	68	0	765
Disability	14	44	40	240	59	397
Family unity	0	0	0	7	0	7
Older person at risk	0	0	0	6	193	199
Serious medical condition	4	22	25	162	32	245
Single parent	1	3	7	996	44	1051
Specific legal and physical protection needs	61	109	80	285	28	563
Unaccompanied or separated child	94	699	1173	208	0	2174
Woman at risk	1	0	2	269	23	295
Grand Total	197	1178	1701	2241	379	5696

DRC Influx Start Date 30 Aug 2017 & Biometric Registration Start Date 25 Sep 2017 in Luapula Province.