

ZAMBIA

Refugees and Asylum Seekers from Democratic Republic of Congo in Zambia (Countrywide)

09th April 2018



KEY FIGURES

12,847

HOUSEHOLDS

41,823

INDIVIDUALS REGISTERED

5,363

IDENTIFIED
VULNERABLE PERSONS


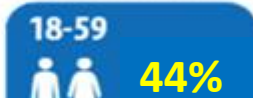
38,399

REFUGEES

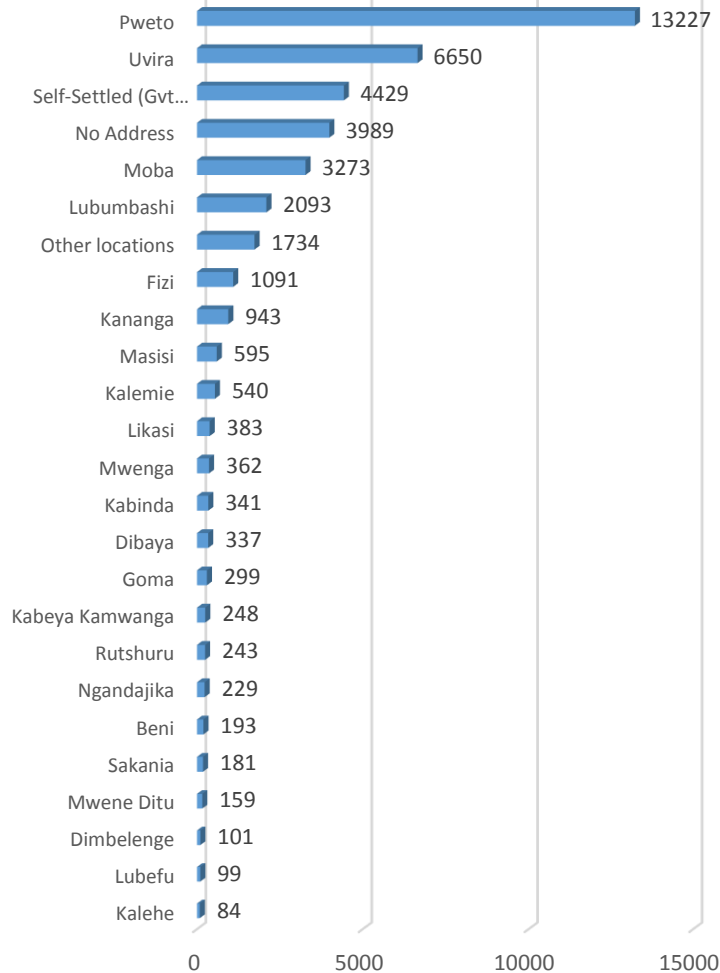
3,424

ASYLUM SEEKERS

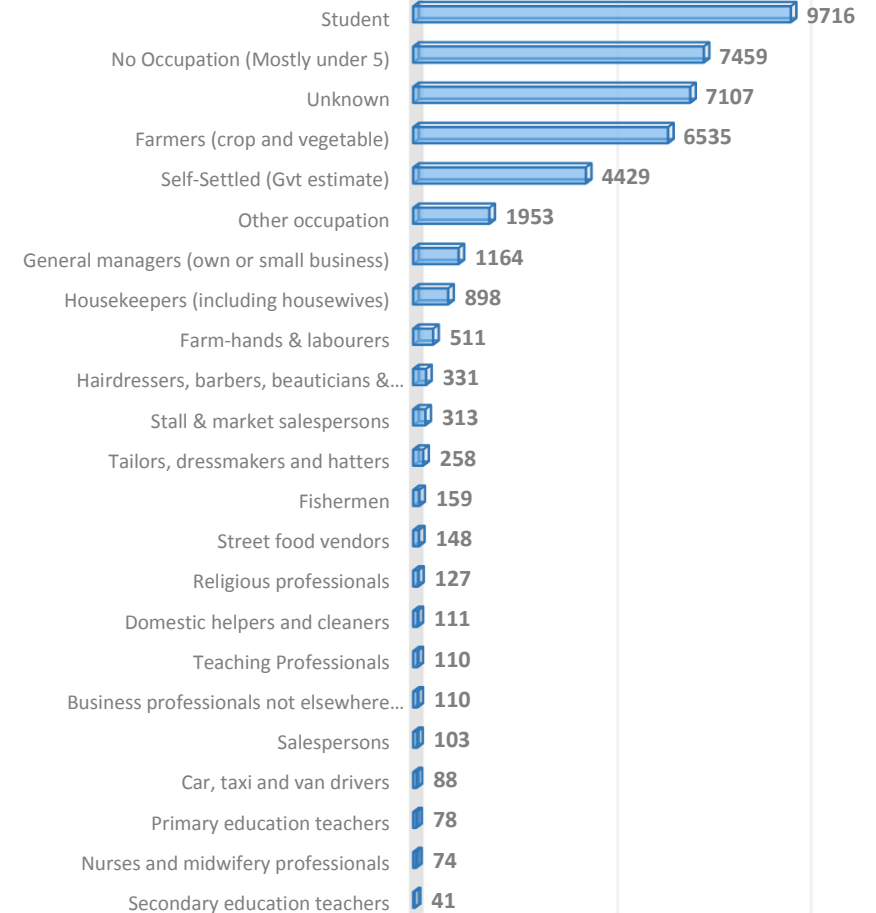
DEMOGRAPHICS



AREAS OF ORIGIN



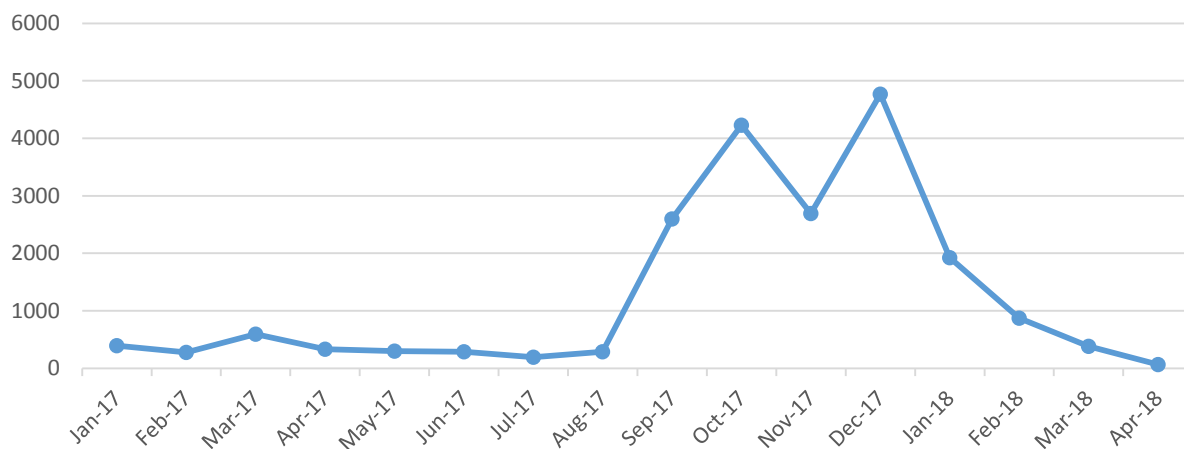
OCCUPATION INFORMATION



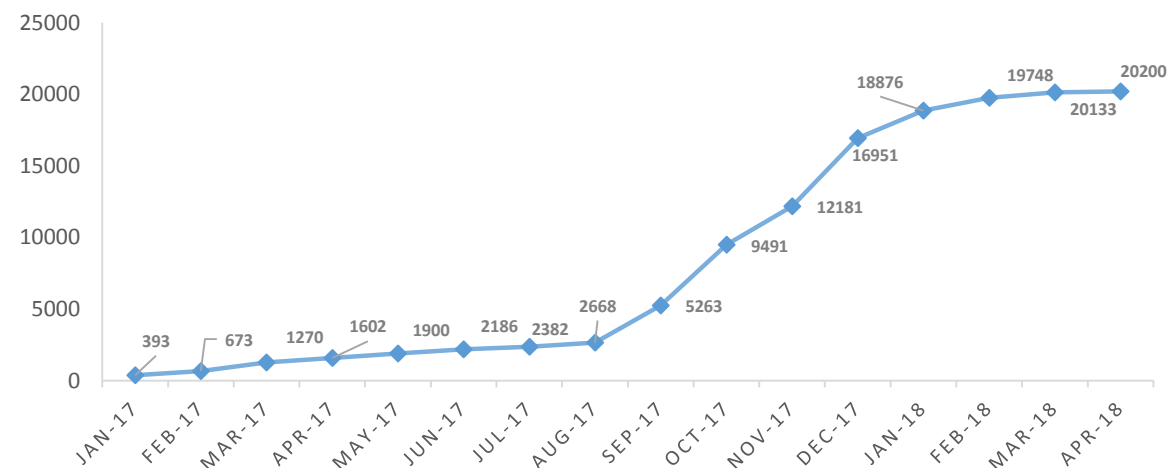
DRC Monthly New Arrivals Since January 2017 to Date

Location	Jan-17	Feb-17	Mar-17	Apr-17	May-17	Jun-17	Jul-17	Aug-17	Sep-17	Oct-17	Nov-17	Dec-17	Jan-18	Feb-18	Mar-18	Apr-18	Grand Total
Lusaka	83	277	153	128	92	187	112	139	292	214	256	272	115	289	181	55	2,845
Meheba	285	2	443	204	200	99	84	147	240	68	7	168	36	83	63	9	2,138
Mayukwayukwa	25	1	1	0	6	0	0	0	0	0	0	1	0	2	7	3	46
Nchelenge	0	0	0	0	0	0	0	0	2063	3946	2427	4329	1,774	498	134	0	15,171
Grand Total	393	280	597	332	298	286	196	286	2595	4228	2690	4770	1925	872	385	67	20200

DRC Monthly new arrivals Trend
Since January 2017 to date



DRC MONTHLY NEW ARRIVALS CUMULATIVE TREND
SINCE JANUARY 2017 TO DATE



Identified Persons with Specific Needs From DRC

Vulnerability by Age Group.	0 - 4 Years	05 - 11 Years	12 - 17 Years	18 - 59 Years	60 Plus	Grand Total
Child at risk	20	301	363	0	0	684
Disability	13	46	40	243	61	403
Family unity	0	0	0	7	0	7
Older person at risk	0	0	0	7	193	200
Serious medical condition	4	23	25	164	33	249
Single parent	1	3	5	1002	46	1057
Specific legal and physical protection needs	57	112	82	288	28	567
Unaccompanied or separated child	88	687	1126	0	0	1901
Woman at risk	0	0	0	272	23	295
Grand Total	183	1172	1641	1983	384	5363

DRC Influx Start Date 30 Aug 2017 & Biometric Registration Start Date 25 Sep 2017 in Luapula Province.