

ZAMBIA

Refugees and Asylum Seekers from Democratic Republic of Congo in Zambia (Countrywide)

16th April 2018



KEY FIGURES

12,895

HOUSEHOLDS

41,950

INDIVIDUALS REGISTERED

5,324

IDENTIFIED
VULNERABLE PERSONS



38,600

REFUGEES

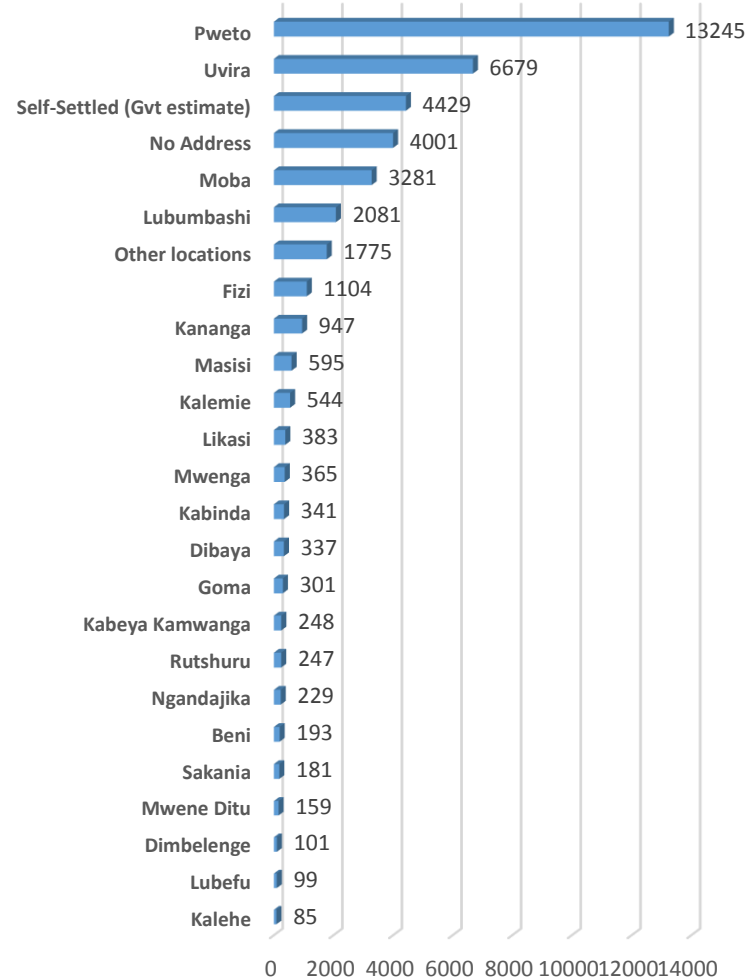
3,350

ASYLUM SEEKERS

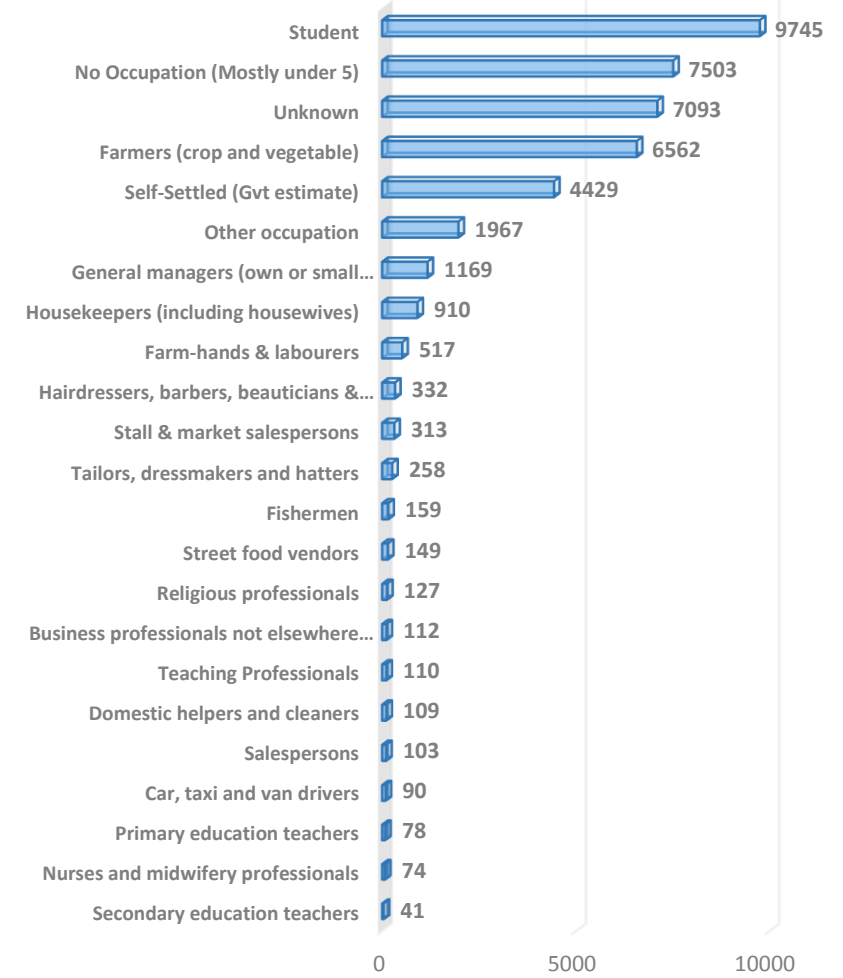
DEMOGRAPHICS



AREAS OF ORIGIN



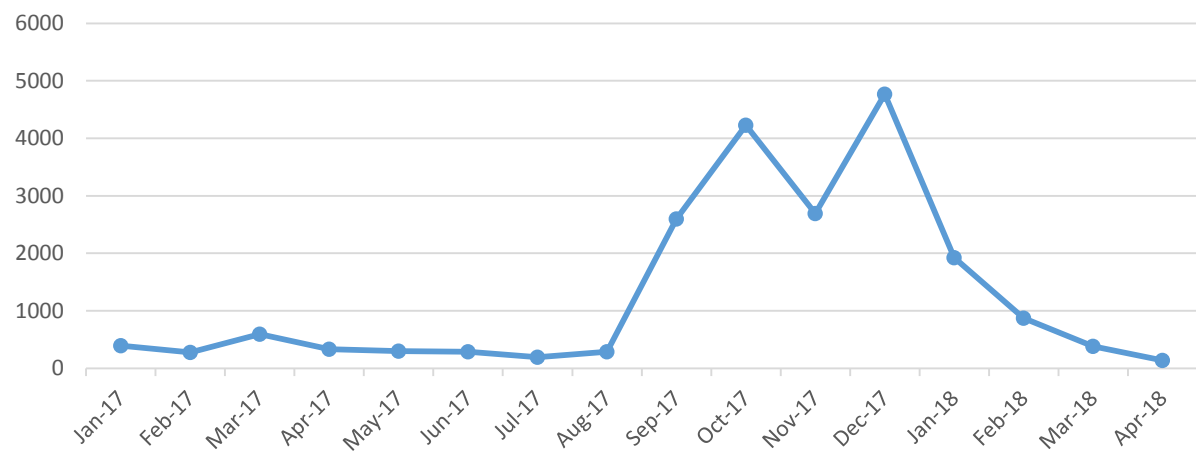
OCCUPATION INFORMATION



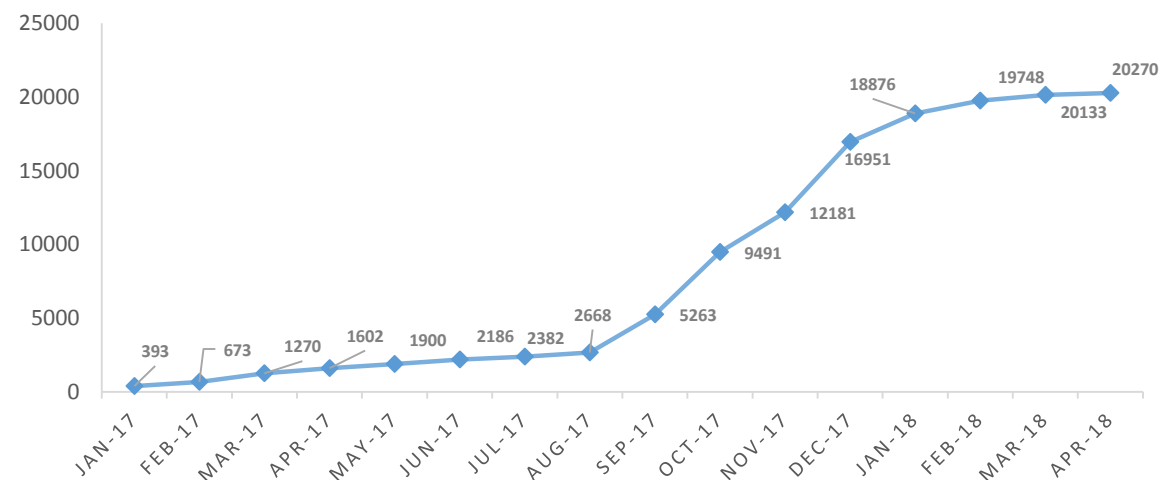
DRC Monthly New Arrivals Since January 2017 to Date

Location	Jan-17	Feb-17	Mar-17	Apr-17	May-17	Jun-17	Jul-17	Aug-17	Sep-17	Oct-17	Nov-17	Dec-17	Jan-18	Feb-18	Mar-18	Apr-18	Grand Total
Lusaka	83	277	153	128	92	187	112	139	292	214	256	272	115	289	181	115	2,905
Meheba	285	2	443	204	200	99	84	147	240	68	7	168	36	83	63	19	2,148
Mayukwayukwa	25	1	1	0	6	0	0	0	0	0	0	1	0	2	7	3	46
Nchelenge	0	0	0	0	0	0	0	0	2063	3946	2427	4329	1,774	498	134	0	15,171
Grand Total	393	280	597	332	298	286	196	286	2595	4228	2690	4770	1925	872	385	137	20270

DRC Monthly new arrivals Trend Since January 2017 to date



DRC MONTHLY NEW ARRIVALS CUMULATIVE TREND SINCE JANUARY 2017 TO DATE



Identified Persons with Specific Needs From DRC

Vulnerability by Age Group.	0 - 4 Years	05 - 11 Years	12 - 17 Years	18 - 59 Years	60 Plus	Grand Total
Child at risk	20	300	360	0	0	680
Disability	13	46	41	243	61	404
Family unity	0	0	0	7	0	7
Older person at risk	0	0	0	7	193	200
Serious medical condition	4	23	25	164	33	249
Single parent	1	3	4	1003	46	1057
Specific legal and physical protection needs	57	112	82	288	28	567
Unaccompanied or separated child	87	682	1096	0	0	1865
Woman at risk	0	0	0	272	23	295
Grand Total	182	1166	1608	1984	384	5324

DRC Influx Start Date 30 Aug 2017 & Biometric Registration Start Date 25 Sep 2017 in Luapula Province.