

ZAMBIA

Refugees and Asylum Seekers from Democratic Republic of Congo in Zambia (Countrywide)

13th May 2018



KEY FIGURES

13,069

HOUSEHOLDS

42,419

INDIVIDUALS REGISTERED

5,291

IDENTIFIED
VULNERABLE PERSONS


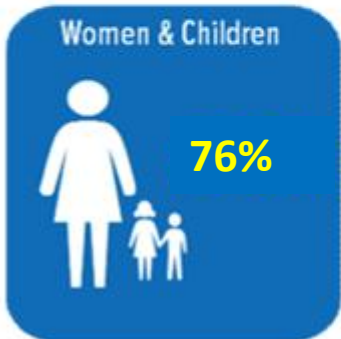
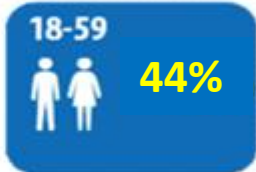
39,130

REFUGEES

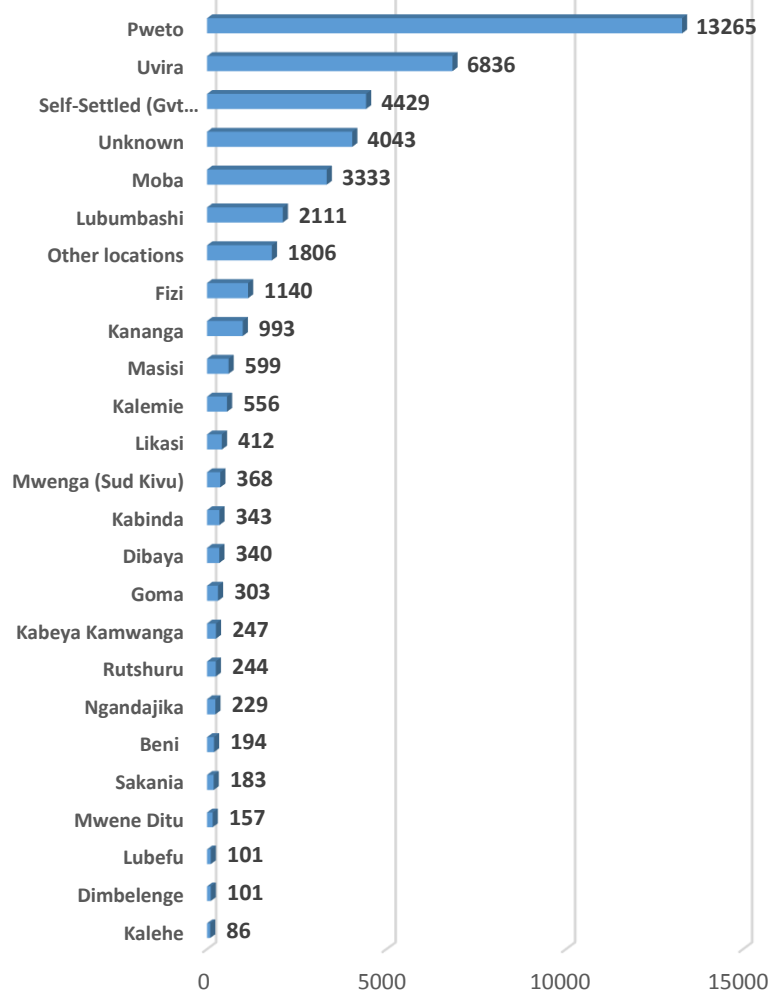
3,290

ASYLUM SEEKERS

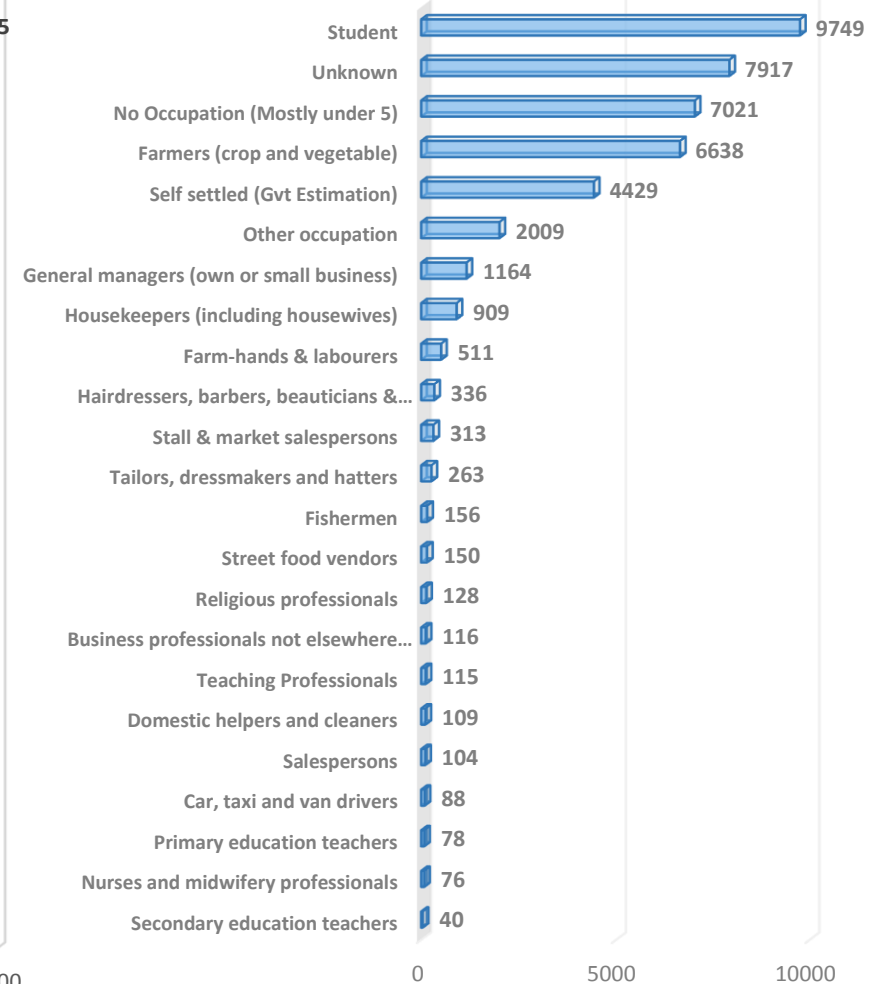
DEMOGRAPHICS



AREAS OF ORIGIN



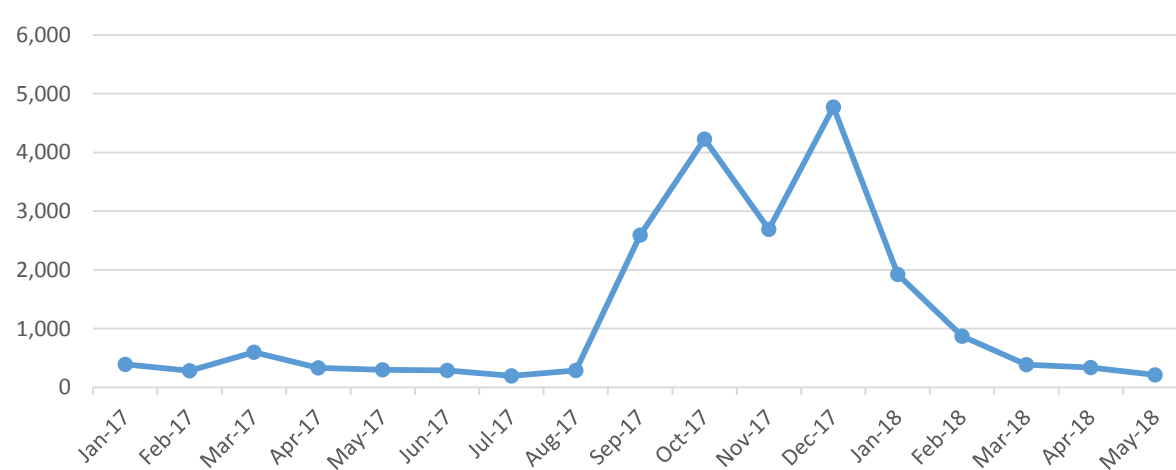
OCCUPATION INFORMATION



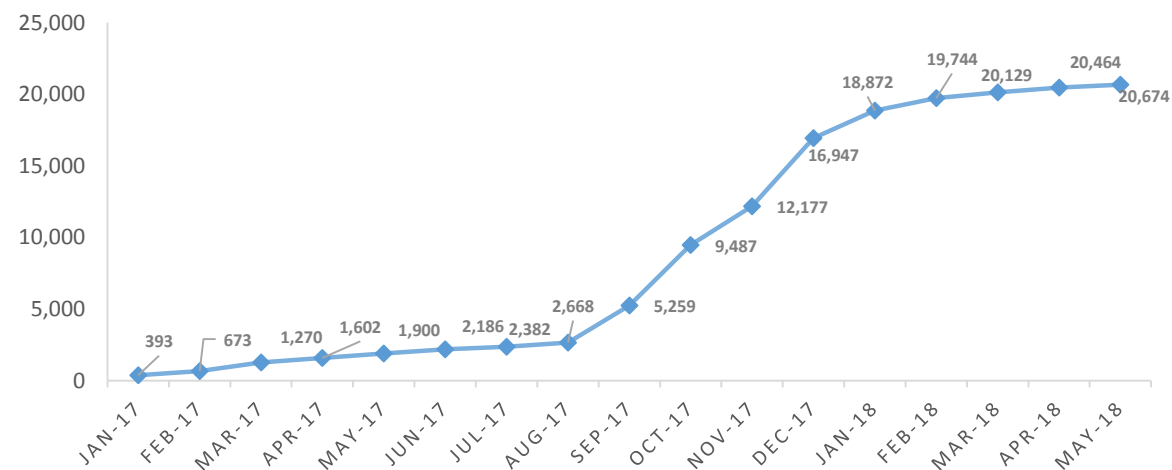
DRC Monthly New Arrivals Since January 2017 to Date

Location	Jan-17	Feb-17	Mar-17	Apr-17	May-17	Jun-17	Jul-17	Aug-17	Sep-17	Oct-17	Nov-17	Dec-17	Jan-18	Feb-18	Mar-18	Apr-18	May-18	Grand Total
Lusaka	83	277	153	128	92	187	112	139	292	214	256	272	115	289	181	226	86	3,102
Meheba	285	2	443	204	200	99	84	147	240	68	7	168	36	83	63	29	70	2,228
Mayukwayukwa	25	1	1	0	6	0	0	0	0	0	0	1	0	2	7	4	1	48
Nchelenge	0	0	0	0	0	0	0	0	2,059	3,946	2,427	4,329	1,774	498	134	76	53	15,296
Grand Total	393	280	597	332	298	286	196	286	2,591	4,228	2,690	4,770	1,925	872	385	335	210	20,674

DRC Monthly new arrivals Trend
Since January 2017 to date



DRC MONTHLY NEW ARRIVALS CUMULATIVE TREND
SINCE JANUARY 2017 TO DATE



Identified Persons with Specific Needs From DRC

Vulnerability by Age Group.	0 - 4 Years	05 - 11 Years	12 - 17 Years	18 - 59 Years	60 Plus	Grand Total
Child at risk	20	296	351	0	0	667
Disability	13	45	41	245	60	404
Family unity	0	0	0	7	0	7
Older person at risk	0	0	0	7	195	202
Serious medical condition	4	23	25	164	33	249
Single parent	1	3	4	1001	46	1055
Specific legal and physical protection needs	57	112	81	288	28	566
Unaccompanied or separated child	87	673	1087	0	0	1847
Woman at risk	0	0	0	271	23	294
Grand Total	182	1152	1589	1983	385	5291

DRC Influx Start Date 30 Aug 2017 & Biometric Registration Start Date 25 Sep 2017 in Luapula Province.