

Remaining Registered PoR cardholders in Pakistan

Total No. of Afghan Refugees (PoR cardholders) in Pakistan



1,394,630



50% Children of overall refugee population



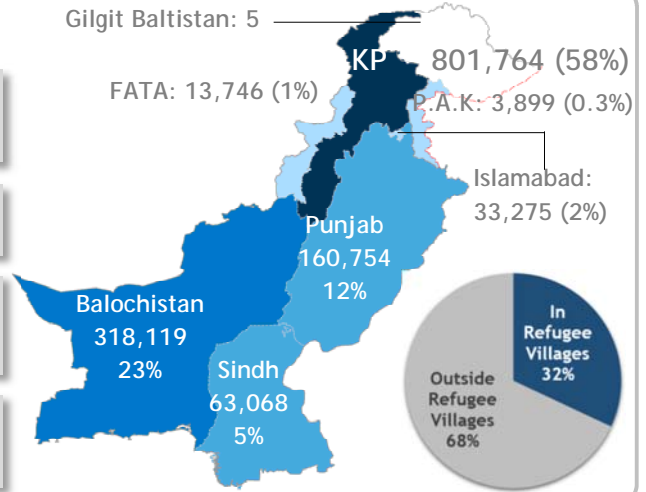
72% Women and children of overall refugee population



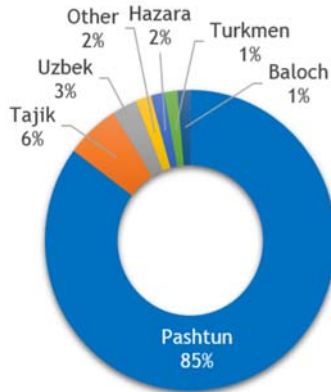
54% Male



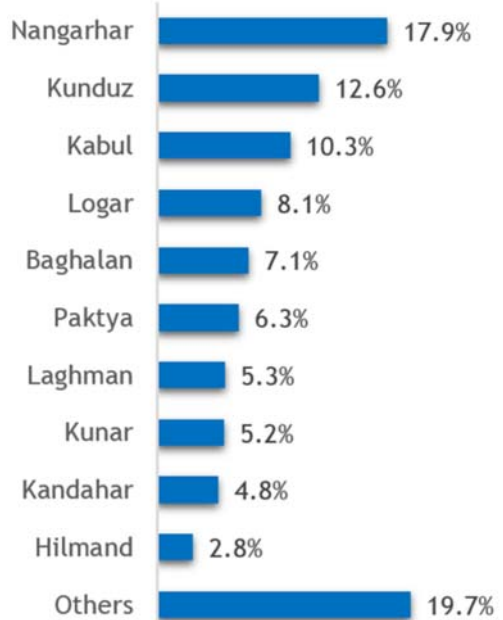
46% Female



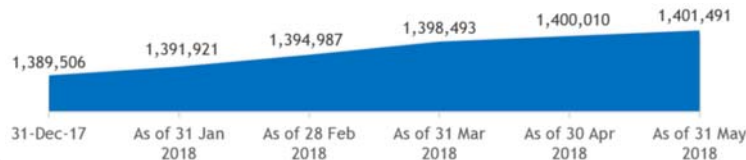
Breakdown by Ethnicity



Breakdown by Province of Origin



Registration Trend (December 2017 – May 2018)



Voluntary repatriation trends for refugees from Pakistan (March-May, 2018)

Total No. of Individuals (PoR cardholders) Repatriated in 2018



6,861

Voluntary repatriation comparison by months



6,861 individuals facilitated for Voluntary Repatriation between 1 March to 31 May 2018 from Pakistan, out of 6,861 the total number of individuals entitled for cash assistance is 6,610. Remaining 251 received UNHCR's cash assistance in the past. Voluntary repatriation for the reported year started on 1 March 2018.

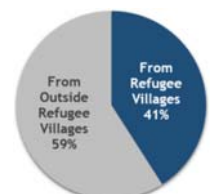
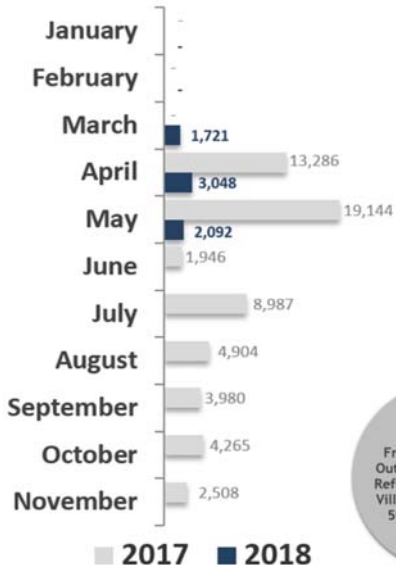
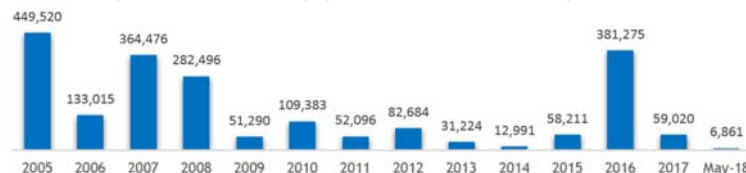


57% Children of overall repatriation



81% Women and children of overall repatriation

Voluntary repatriation by years (2005 – 31 May, 2018)



* PCM Registration Activities in 2018 (Jan–May)

Total No. of Afghan Refugees processed for registration services at PCMs in 2018 (January–May)

22,613

Birth registrations

11,985
(13.3%)

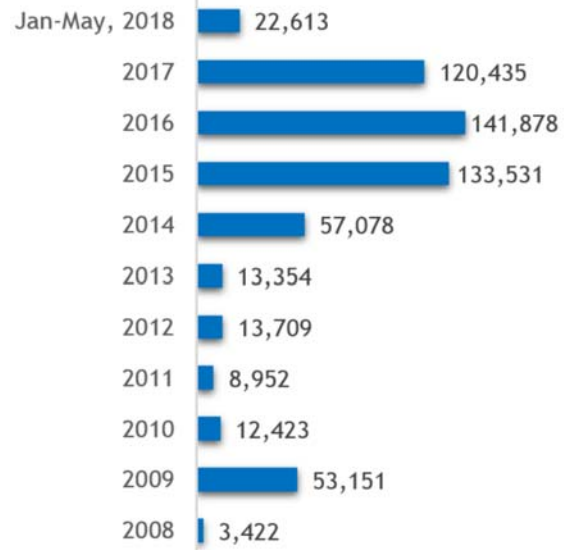
Birth certificates

9,669
(10.7%)

PoR cards for reaching five years of age
7,605
(5.8%)

In 2018, UNHCR's target is for the registration of 90,000 new births, as well as the issuance of approximately 90,000 birth certificates. The target for the issuance of individual PoR cards is 130,000 children who have reached five years of age and are eligible to receive their individual cards from the PCM centres.

PCM Registration Activities comparison (2008–2018)



* Total number of refugees availed registration services (cases processed + birth registration: 22,613 + 11,985 = 34,598)

Summary of Legal Assistance and Aid Program—2018 (Jan–May)

Total No. of Afghan Refugees provided with legal assistance services in 2018 (January–May)

16,712

Arrests & detentions

581

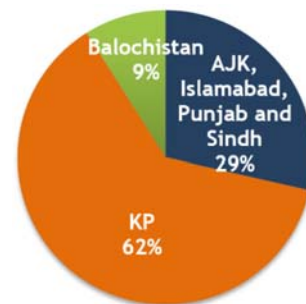
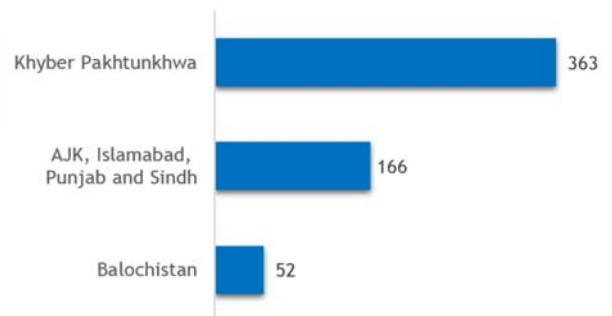
Interventions *

442

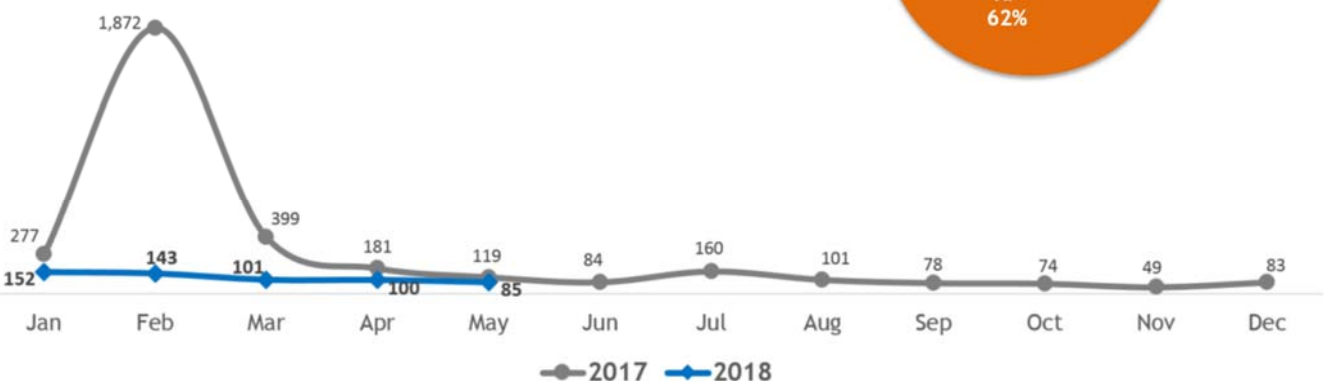
Releases

581

Arrest / detention by locations



Arrests and detention by months comparison (2017–2018)



* Interventions made by ALAC at police stations to secure the release of Person of Concern (PoCs)

PCM: PoR card modification centre

MRV: Mobile Registration Van