


Uganda: 2017 End of Year Report

BURUNDI - REGIONAL RRP

December 2017



39,658

BURUNDI REFUGEES IN UGANDA (DEC 2017)

US \$73.6 M

REQUIRED IN UGANDA IN 2017

6%

FUNDING RECEIVED (DEC 2017)

33

RRRP PARTNERS IN UGANDA

SITUATION OVERVIEW

In 2017, some 5,312 new refugees from Burundi sought safety in Uganda, citing threats and abuses by members of the *Imbonerakure* militia, killings and enforced disappearances of family members as well as gang rapes, torture and illegal detention as reasons for fleeing their country of origin. They entered Uganda transiting through Rwanda, the Democratic Republic of the Congo and Tanzania. The vast majority crossed through the entry points of Mirama Hills (Ntungamo district), Bugango (Isingiro district), Mutukula (Rakai district) and Bunagana (Kisoro district).

By 31 December 2017, the number of Burundian refugees and asylum seekers in Uganda reached 39,658, of which 72 percent were women and children. Nearly all Burundians reside in Nakivale settlement, with smaller numbers living in Kampala, Kyaka II settlement, and Oruchinga settlement. In 2017, no Burundian refugees expressed any intention to return home.

In May 2017, the government of Uganda revoked the *prima facie* status for Burundian asylum seekers, effective 1 June 2017. This decision has in practice delayed access to asylum procedures in Nakivale, bringing the number of Burundians awaiting refugee status determination interviews by the Refugee Eligibility Committee (REC) to 2,389. UNHCR continued to engage with the Office of the Prime Minister (OPM) to review the procedure of land allocation for asylum seekers and expedite the work of the REC.

In line with the 2006 Refugee Act, Burundian refugees benefit from the same favourable protection environment as refugees of other nationalities, including access to documentation and national services, freedom of movement, right to work and establish businesses.

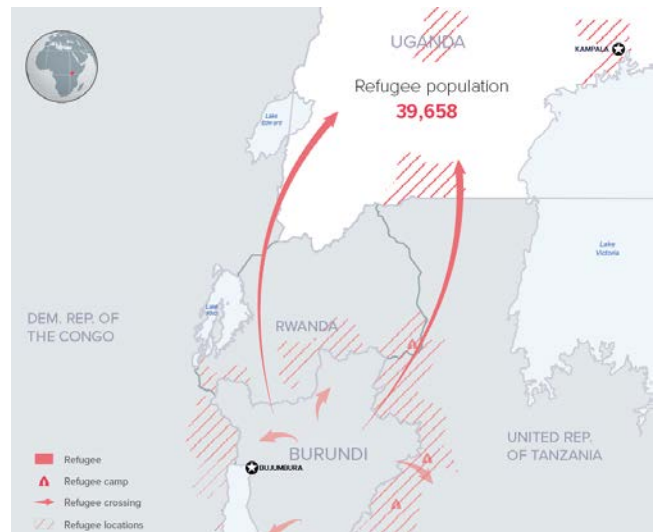
In the settlements, Burundian refugees received monthly food rations, household items and access to health care, education, water and sanitation facilities and protection services. They are also allocated a plot of land for housing and farming. In urban areas, the most vulnerable receive targeted assistance from partners.

Critical underfunding affected the ability of partners to invest more in skills development training and job opportunities for Burundian refugees as well as education, especially at a secondary level. In Nakivale, Kyaka II and Oruchinga settlements, only 10 percent of Burundian pupils of secondary school age were enrolled in secondary education.

In early 2017, Uganda launched the Comprehensive Refugee Response Framework (CRRF), embracing together under one umbrella all existing initiatives, mechanisms and policies seeking to address the needs of refugees and host communities in Uganda.


The President of Uganda and the UN Secretary General convened in June 2017 at the Solidarity Summit on Refugees in Kampala to rally international support for refugees and their host communities, raising US \$520 million in pledges.

Following serious allegations of fraud and corruption within the refugee response, UNHCR and WFP reached out to the Government in late 2017 to seek cooperation in addressing growing concerns about the accuracy and reliability of refugee data. In acknowledging the risks this posed to realizing a comprehensive refugee response, the government and UNHCR agreed to launch a verification of all refugees in Uganda in 2018 through the use of UNHCR biometric systems.



Protection

5,312 
new Burundian
refugee arrivals **granted**
access to territory, with no
cases of refoulement in 2017

473 
Burundian refugee children
with specific needs received
individual case-management
and follow up

2,389 
Burundian
asylum seekers are
pending **Refugee Status**
Determination with REC

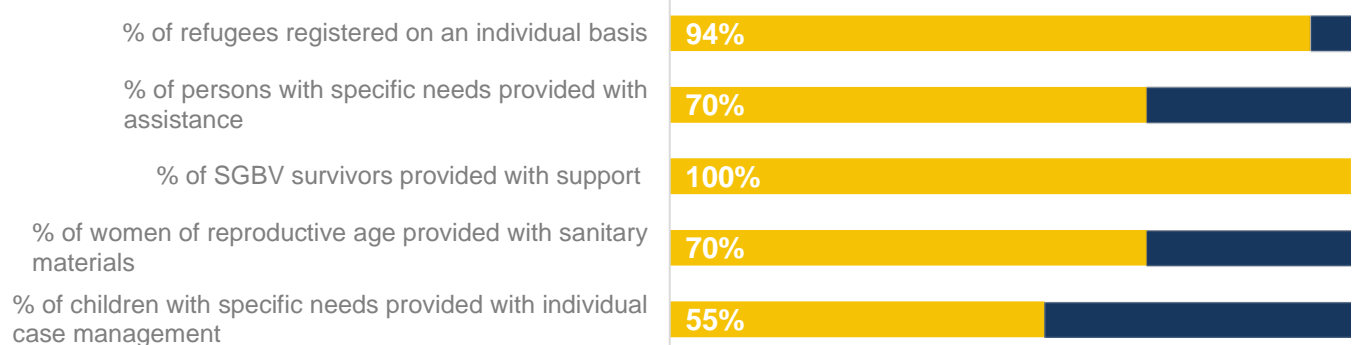
Upon arrival in Uganda, asylum seekers from Burundi are provided with reception assistance at entry points and collection centres, and relocation to refugee settlements in southwestern Uganda, mainly Nakivale (Isingiro district). Registration is carried out by OPM through the Refugee Information Management System. As of 1 June 2017, Burundian asylum seekers are required to undergo refugee status determination, administered by the REC. In 2017, partners focused on enhancing identification, documentation and assessment of children's needs, in addition to providing specialised case management for children at risk. With limited funding to adequately support prevention and response to Sexual and Gender-Based Violence (SGBV), the response directed efforts towards reinforcing community-based protection structures and approaches, including Start, Awareness, Support, Action (SASA) methodology, Engaging Men in Accountable Practice (EMAP) and Safe from the Start. Protection desks, information support centres, and women's centres were also strengthened to serve, among others, as entry points for assistance and referral of SGBV survivors.

Key Achievements

- Best interest assessment conducted for 473 children at risk.
- 120 SGBV survivors provided with psychosocial support, medical and legal assistance.
- 45 unaccompanied minors and separated children placed in foster care.
- 12 Child Friendly Spaces (CFSs) were operational to provide support to children.
- 19 community-based child protection structures established or strengthened in settlements hosting Burundian refugees.


Remaining Gaps


- Insufficient livelihood and skills development opportunities for adolescent and youth.
- Need to establish a CFS in Oruchinga and strengthen existing ones.
- Limited support for foster families.
- SGBV incidents remain underreported.
- Limited support for children with disabilities.
- Inadequate police services and posts in refugee settlements.
- Access to justice remained limited, especially for refugees living in the settlements.



Education

2 
new primary schools
constructed in Nakivale

Only **10%** 
of secondary school aged
children are **enrolled in**
secondary education

 There are
not enough
teachers,
with an average
of 100 students
per teacher

In Uganda, refugee children have access to universal primary education, pre-primary education, secondary education, vocational skills and tertiary institutions, including Burundians. The 2017-2020 strategic plan of the Ministry of Education and Sports clearly documents the need for provision of education to refugees and host communities with the aim of increasing equitable access. To complement this plan, in 2017 partners developed a four-year Education Response Plan for Refugees and Host Communities for 2018-2021.

Faced with a huge funding shortfall, the response was unable to make adequate investments in education for Burundian refugees, especially at a secondary level. This meant little resources to hire additional teachers, build enough schools and classrooms, source furniture and scholastic materials and expand language orientation programmes. The only existing secondary school in Nakivale settlement, which hosts two thirds of Burundian refugees in Uganda, was able to cater only for the education needs of ten percent of secondary school aged children in the settlement. Distance from learning facilities and parents’ attitude towards education were also amongst the key challenges affecting school enrollment and attendance of Burundian children in 2017.

Key Achievements

- 5,204 children enrolled in primary education.
- Two new primary schools, eight permanent and four semi-permanent classrooms constructed in Nakivale.
- Three permanent Early Child Development (ECD) centres constructed in Nakivale.
- 17 ECD centres with temporary structures built in Kyaka II and three others in Oruchinga.

Remaining Gaps

- 35 percent of primary school aged children are not enrolled in primary education.
- Only 10 percent of secondary school aged children are enrolled in secondary education.
- Only 40 percent of ECD aged children were enrolled in ECD centres.
- Insufficient teachers to meet the government requirement of one teacher per 53 pupils.
- Limited classroom to meet the government requirement of one classroom per 53 students.

% of primary school aged children enrolled in primary education

65%

% of secondary school aged children enrolled in secondary education

10%

% of school aged children attending school/learning spaces

45%

Food

37,190 refugees received food assistance in 2017

5,826 via cash transfer **31,364** via in-kind food



The dietary diversity score increased from 3.7 in 2016 to 3.8 in 2017



30% of planned food commodities could not be purchased due to funding shortfalls

In 2017, all Burundian asylum seekers were provided with food assistance upon arrival in Uganda, either in-kind or through cash transfers. In the settlements, most Burundians remain heavily dependent on food and nutrition assistance, with few being able to provide for themselves using the land given by the Ugandan government.

Due to a critical funding shortfall, food rations for refugees were cut by 50 percent between August and December 2017 which affected refugees who arrived before July 2015, except for extremely vulnerable individuals and those receiving nutrition support. There were also pipeline shortfalls with cereal portions cut by up to 50 percent in May 2017. All refugees were affected including new arrivals who arrived before May 2017. Distribution of cereals for hot meals, nutrition programmes, and settling-in rations of newly arrived households were not affected. These situations have likely contributed to a declining food security, compounded by unreliable rainfall patterns and refugees’ limited access to sufficient and quality agricultural inputs.

Key Achievements

- 31,364 refugees reached with in-kind food assistance.
- 5,826 refugees reached with food assistance through cash transfers.
- 4,646 metric tons of food provided through GFDs.
- Dietary diversity score increased to 3.8 in 2017, from 3.7 in 2016.

Remaining Gaps

- Vast majority of refugees are unable to produce their own food.
- 30 percent of the planned food commodities could not be purchased due to funding shortfalls.
- Limited food stocks available for local and regional procurement due to droughts.
- Breakages in the food pipeline remain unpredictable.

% of refugees needing food assistance who received 100% food ration (in-kind/CBI)

99%

% of refugees who received food assistance (in-kind/CBI)

100%



Health & Nutrition

48,443



consultations conducted for Burundian refugees in 2017

1,496

children vaccinated against **diphtheria, pertussis & tetanus**



1,457

vaccinated against **measles**



Anaemia & stunting rates were over 20%



in settlements hosting Burundian refugees

The health status of Burundian refugees in Uganda remained within acceptable standards in 2017, with both crude mortality rate and under five mortality rate equal to 0.1 death per every 1,000 people per month. Refugees continued to have the same access to primary health care and referrals to tertiary institutions as their host communities, with over 48,000 consultations in 2017. All new arrivals received a screening package, including vaccination, nutrition assessment, deworming, vitamin A administration and screening for chronic diseases.

In 2017, extensive efforts were made to increase integration of humanitarian health services into the government health care system. In locations where health facilities were part of the local government development plans, semi-permanent and permanent structures were improved to better serve the refugee and host communities.

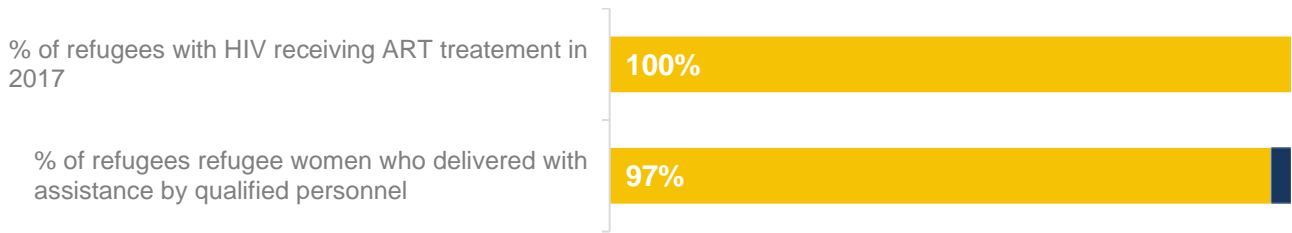
According to the 2017 Food Security and Nutrition Assessment, food consumption and the prevalence of Global Acute Malnutrition (GAM) in settlements hosting refugees from Burundi remained within acceptable levels in 2017 at four percent. Prevalence of anemia and chronic malnutrition (stunting) among children aged 6-59 months was classified as “poor” at 31 percent (WHO classification) and “medium” respectively.

Key Achievements

- One new medicine store constructed in Nakivale.
- Essential medicines maintained in stock throughout the year.
- 2,113 refugees admitted to health facilities for inpatient services.
- 294 children treated for moderate malnutrition and eight others for acute malnutrition.

Remaining Gaps

- In-patient wards and outpatient consultation rooms are inadequate in settlements hosting Burundian refugees, especially Oruchinga.
- Four health facilities in Nakivale and Oruchinga lack fencing.
- Three additional incinerators are needed in health facilities at Nakivale.
- One additional ambulance needed for referral services.



Livelihoods & Environment

UGX 140,000,000
(USD 38,000) disbursed as loans to **Burundian refugee entrepreneurs** in 2017

Four valley dams built to collect water for water production

Only **46%** of households had **access to arable land** in 2017

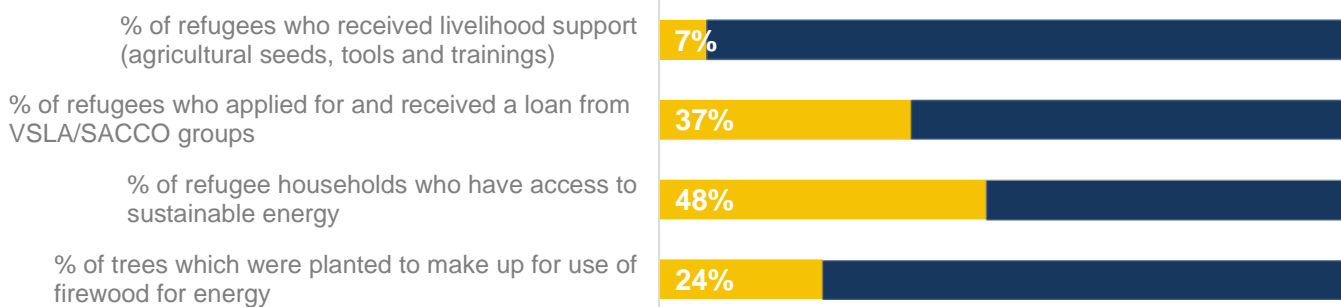
In 2017, partners shifted focus from emergency to recovery livelihoods, though interventions remained largely centred around agricultural production, with limited opportunities for business development, micro-credit and vocational skills training. Support from partners was mainly about the provision of crop and vegetable seeds and inputs for livestock and fishery production. Refugees remain almost entirely dependent on natural resources for water, food and shelter materials. With a steady increase in environmental degradation, groundwater recharge and access to basic needs decreases, with risks to peaceful coexistence and exposure to SGBV. It is imperative that mitigation measures be mainstreamed across the sectors, especially WASH, livelihood, and shelter & site planning.

Key Achievements

- 3,019 refugees received livelihood support to start a business, mostly vegetable gardens.
- 801 refugees received vocational skills trainings.
- 306 refugees obtained loans through Village Saving and Loan Associations (VSLA) and Savings and Credit Cooperative Organizations (SACCO).
- 35 VSLA groups supported with business training, savings and loan best practices.

Remaining Gaps

- Agricultural land is not enough for refugees to produce sufficient food to supplement food rations.
- Very limited livelihoods opportunities in the non-farm sector.
- Limited application of climate smart technologies in agricultural production.
- Very limited access to conventional financial institutions and services.



Shelter & NFIs

 **5,312**
 newly arrived **Burundian**
 **refugees** received
 non-food items
 in 2017

37km of
 settlement
 roads were
 rehabilitated
 in 2017



     Only **4%**
     of vulnerable
     Burundian refugees
     in need of **semi**
     **permanent shelter**
 were assisted in 2017

In 2017, all new arrivals were provided with communal temporary shelter in transit and reception centres. After that they were relocated to settlements, given a plot of land for housing and cultivation by the government of Uganda, in addition to household items such as sleeping mats, blankets, kitchen sets, water cans and plastic sheets. A master settlement plan was developed in 2017 to help restructure existing settlements into sites of manageable sizes. However, severe underfunding significantly limited the ability of partners to adequately expand settlement areas hosting Burundian refugees and make substantial investment in permanent infrastructure.

Key Achievements

- 5,312 new arrivals received NFIs.
- Nakivale Health Centre III upgraded.
- Nyakabande transit centre upgraded with semi-permanent infrastructure.
- Dormitory for Nakivale secondary school constructed, in addition to four classrooms and nine teacher accommodation units.

Remaining Gaps

- The need for semi-permanent shelter remained unaddressed for the vast majority of vulnerable refugees in need of shelter assistance.
- No new recreation facilities constructed in 2017.
- Need to build additional teachers accommodation.
- Use of spot gravelling caused damage to the roads during the rainy season.

% of new refugee households provided with NFIs

100%

% of refugees with specific needs provided with semi-permanent shelter

4%

WASH

 **97%**
 of water supplied
 through **sustainable**
water supply systems
 by the end of 2017

6 
new boreholes drilled
in settlements hosting
Burundian refugees

  **38%** of
 refugee
 families
 lacked access to **decent**
household latrines in 2017

In 2017, partners made significant progress to shift focus from emergency water provision to more sustainable water supply systems, though funding shortfalls significantly hampered the plan of phasing out water trucking. Supply of safe drinking water for Burundian refugees was maintained at 17.5 liters per person per day, with 97 percent coming from permanent water schemes by the end of 2017. Partners have extensively promoted a household approach to WASH services, with the aim of encouraging ownership and positive behavior practices. The Ministry of Water and Environment has gradually gained more prominence within the refugee response, with an increased coordination role at a national and field level, leveraging resources and technical capacity from various stakeholders.

Key Achievements

- Supply of water through water trucking stood at 97 percent by the end 2017.

Remaining Gaps

- One additional motorised borehole needed.
- 2,400 additional household latrines needed to reach 100 percent household coverage.

UGANDA – Burundi Regional Refugee Response Plan

- 130 household latrines constructed in 2017, bringing household latrine coverage to 62 percent by the end of 2017.
- 224 communal latrines constructed in settlements hosting Burundian refugees.
- Limited and irregular distribution of soap and jerry cans.
- Lack of water quality monitoring.

% of refugee households with access to household latrines in 2017



62%

RRP PARTNERS IN UGANDA IN 2017

- ARC American Refugee Committee
- FAO Food and Agriculture Organization
- FCA Finn Church Aid
- IOM International Organization for Migration
- Tutapona
- UNFPA United Nations Population Fund
- UNHCR United Nations High Commissioner for Refugees
- UNICEF United Nations Children's Fund
- WFP World Food Programme
- WHO World Health Organization

FOR MORE INFORMATION

Rocco Nuri, Inter-Agency Coordination Officer, nuri@unhcr.org

Burundi Situation Data Portal: data.unhcr.org/burundi


BURUNDI REGIONAL REFUGEE RESPONSE PLAN

Uganda: 2017 Key Response Figures

1 January - 31 December 2017

PROTECTION


5,312  new Burundian refugee arrivals **granted access to territory**, with no cases of refoulment in 2017


473  Burundian refugee children with specific needs received **individual case-management** and follow up

2,389  Burundian asylum seekers are pending **Refugee Status Determination** with REC

EDUCATION

2  new primary schools constructed in Nakivale


Only **10%**  of secondary school aged children are **enrolled in secondary education**

 There are **not enough teachers**, with an average of 100 students per teacher

FOOD

37,190 refugees received food assistance in 2017



5,826 via cash transfer  **31,364** via in-kind food 


 The dietary diversity score increased from 3.7 in 2016 to 3.8 in 2017

 **30% of planned** food commodities could not be purchased due to funding shortfalls

HEALTH AND NUTRITION

48,443  consultations conducted for Burundian refugees in 2017


1,496 children vaccinated against **diphtheria, petrusis & tetanus**  **1,457** vaccinated against **measles** 

Anaemia & stunting rates were over 20% in settlements hosting Burundian refugees 

LIVELIHOODS AND ENVIRONMENT


UGX 140,000,000 (USD 38,000) disbursed as loans to **Burundian refugee entrepreneurs** in 2017 


Four valley dams built to collect water for water production 

Only **46%** of households had **access to arable land** in 2017 


SHELTER AND NFIS

5,312  newly arrived **Burundian refugees** received **non-food items** in 2017 

37km of settlement roads were rehabilitated in 2017 

Only **4%** of vulnerable Burundian refugees in need of **semi permanent shelter** were assisted in 2017 

WATER, SANITATION AND HYGIENE

97%  of water supplied through **sustainable water supply systems** by the end of 2017

6  new boreholes drilled in settlements hosting Burundian refugees

38% of refugee families lacked access to **decent household latrines** in 2017 