

Total Active Registered Syrians

667,186



Urban

541,437

81.2%



Camps

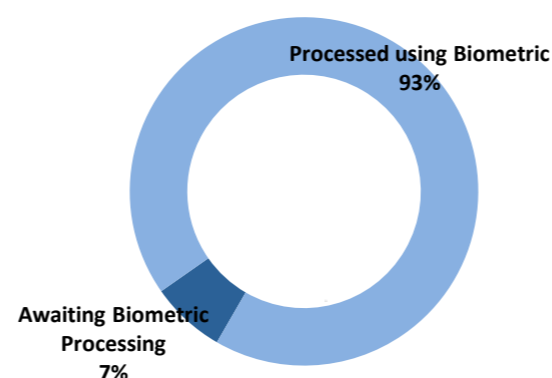
125,749

18.8%

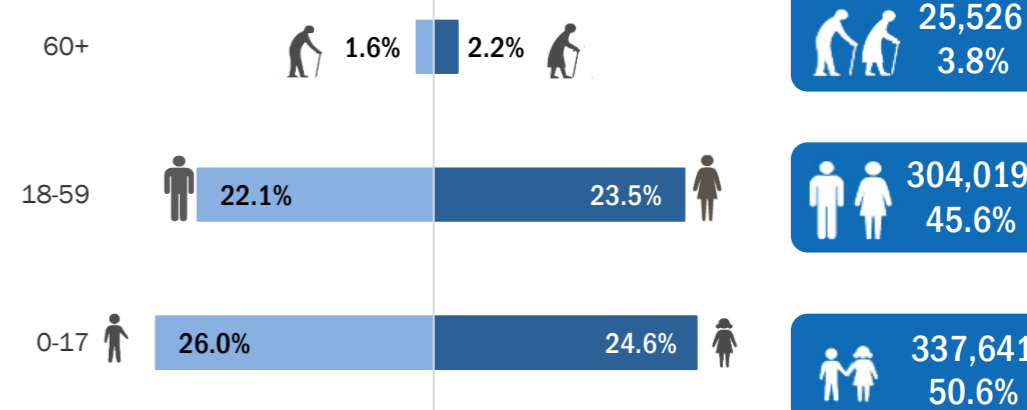
Standard Age and Gender

Age	0-4	5-11	12-17	18-35	36-59	60+	Total	%
Female	49,129	70,637	44,455	97,924	58,721	14,953	335,819	50.3%
Male	52,279	74,626	46,515	95,645	51,729	10,573	331,367	49.7%
Total	101,408	145,263	90,970	193,569	110,450	25,526	667,186	100%
	15.2%	21.8%	13.6%	29.0%	16.6%	3.8%		

Biometric Statistics (IRIS)



Age-Gender Breakdown



Place of Origin

Dar'a	273,089	40.9%
Homs	105,668	15.8%
Rural Damascus	78,368	11.7%
Aleppo	72,221	10.8%
Damascus	49,274	7.4%
Hama	35,808	5.4%
Ar-raqqa	17,690	2.7%
Idleb	11,603	1.7%
Deir-ez-zor	7,222	1.1%
Al-hasakeh	5,543	0.8%
Quneitra	2,858	0.4%
As-sweida	1,614	0.2%
Lattakia	1,373	0.2%
Tartous	370	0.1%
Other	4,485	0.7%

Specific Needs

Serious medical condition	52,874	7.9%
Child at risk	40,947	6.1%
Specific legal and physical protection needs	33,545	5.0%
Disability	21,533	3.2%
Single parent	19,843	3.0%
Woman at risk	15,592	2.3%
Older person at risk	6,135	0.9%
Unaccompanied or separated child	3,233	0.5%
Total	193,702	29.0%

* An individual can have more than one specific need

Registration Trend

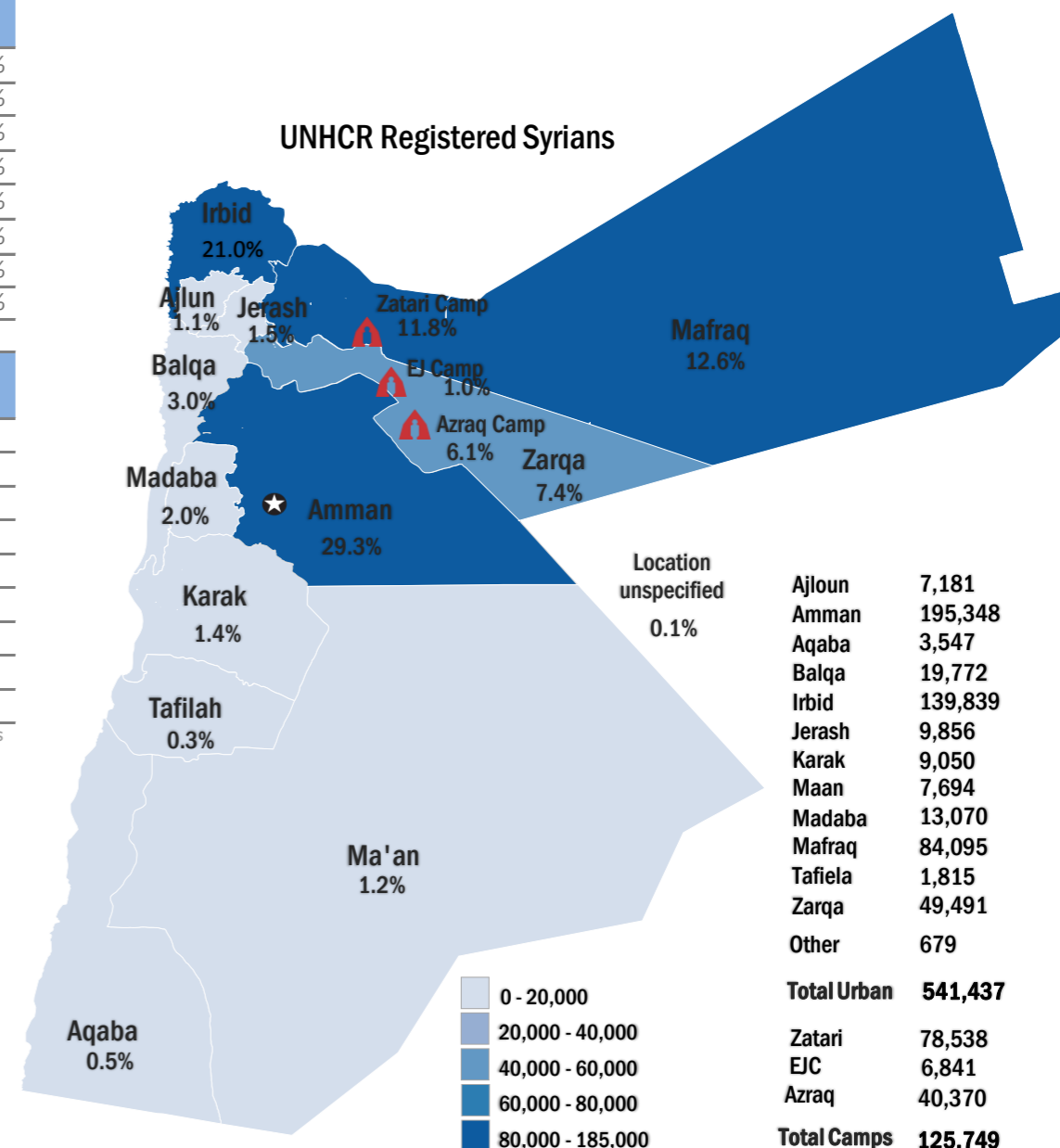
2011	2,361	0.2%
2012	129,338	12.2%
2013	665,168	63.0%
2014	121,375	11.5%
2015	41,031	3.9%
2016	53,623	5.1%
2017	28,681	2.7%
2018	14,869	1.4%

Arrivals

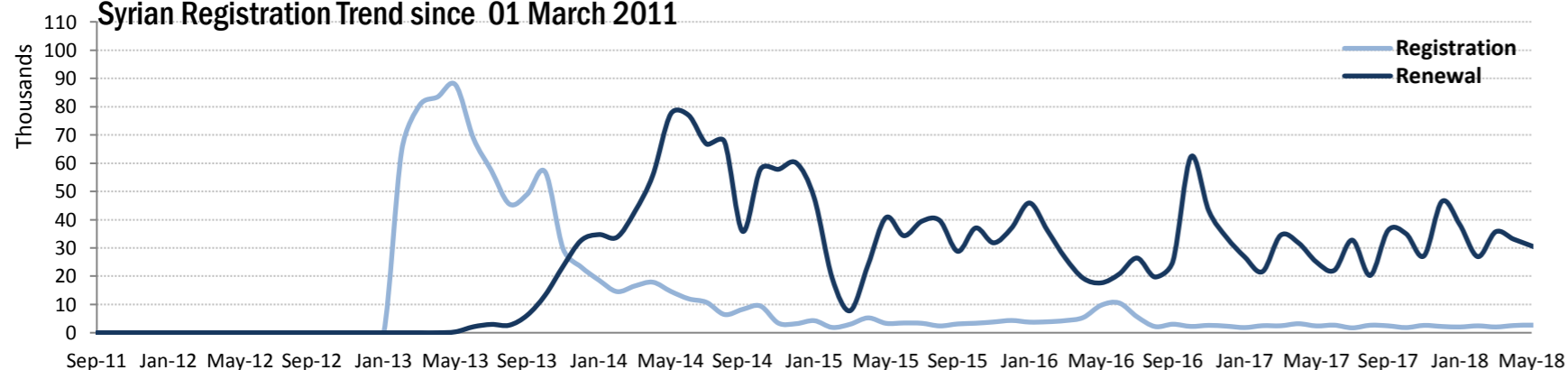
Pre-2011	10,753	1.6%
2011	22,235	3.3%
2012	162,579	24.4%
2013	272,500	40.8%
2014	63,667	9.5%
2015	14,768	2.2%
2016	25,545	3.8%
2017	2,730	0.4%
2018	619	0.1%

* The new arrivals excludes newborn babies who will be represented under the registration trend.

UNHCR Registered Syrians



Syrian Registration Trend since 01 March 2011



* Coloured map only reflects refugees living outside camps.

Interagency Portal: <http://data.unhcr.org/Syrianrefugees>

UNHCR on the web: <http://www.unhcr.org> ; <http://www.unhcr.org>

UNHCR on Social network: <http://www.facebook.com/UNHCRJordan> ; <http://twitter.com/ZaatariCamp>