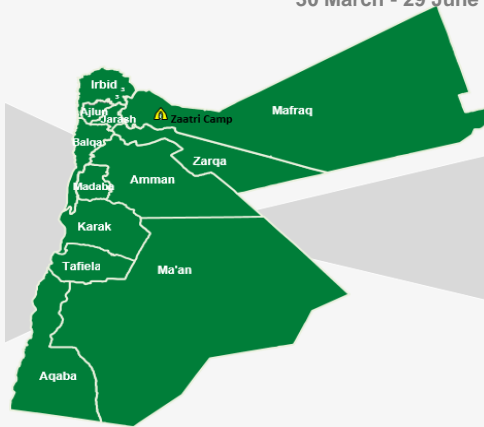
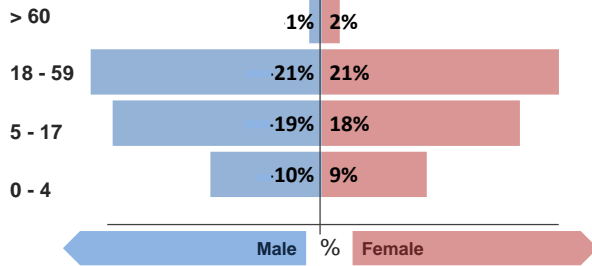




Refugee population

Total refugee population: **78,561**

Demographic breakdown:



Key facts

Camp opened: **July 2012**

Indicators at a glance

1 Health utilisation rate	7.0	✗
2 Number of consultations per clinician per day	29	✓
3 Hospitalisation rate (/1000/month)	2.8	
4 % deliveries attended by skilled personnel	100%	✓
5 Crude Mortality Rate (CMR) (/1000/month)	0.2	✓
6 Under-five Mortality Rate (U5MR) (/1000/month)	0.4	✓
7 Neonatal Mortality Rate (NNMR) (/1000 livebirths)	12.1	✓

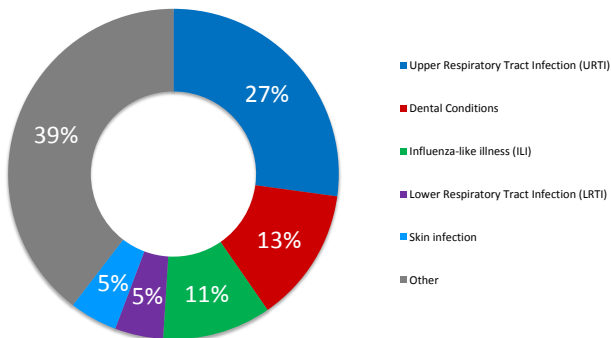
Notes

This public health profile for Za'atri refugee camp is compiled from health facility data from the following partners:

- IMC Clinic
- JHAS Referrals
- Moroccan Field Hospital
- Nidaa Al Khair Clinic
- Saudi Clinic
- IRC Clinic
- SAMS Clinic
- AMR Clinic 1 (Comprehensive Charitable Medical Center)
- AMR Clinic 2 (Maternity and Childhood center)

Morbidity

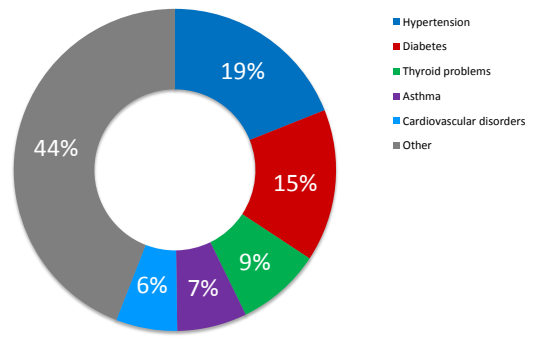
Acute health conditions (%)



Top 5 acute health conditions

Condition	% morbidity	# of cases
1 Upper Respiratory Tract Infection (URTI)	27%	17,917
2 Dental Conditions	13%	8,707
3 Influenza-like illness (ILI)	11%	7,018
4 Lower Respiratory Tract Infection (LRTI)	5%	3,121
5 Skin infection	5%	3,093
- Other	40%	26,106

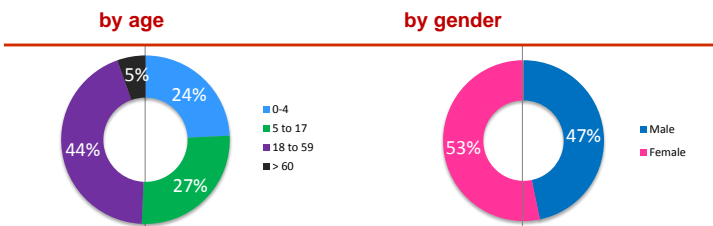
Chronic health conditions (%)



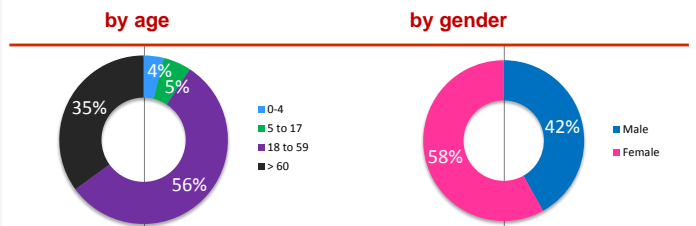
Top 5 chronic health conditions

Condition	% morbidity	# of cases
1 Hypertension	19%	4,400
2 Diabetes	15%	3,554
3 Thyroid problems	8%	1,971
4 Asthma	7%	1,628
5 Cardiovascular disorders	6%	1,429
- Other	44%	10,230

Breakdown of acute health conditions



Breakdown of chronic health conditions



UNHCR gratefully acknowledges the support of the following partners:



## Public Health

### Health Impact

	Indicator	Standard	
Crude Mortality Rate (CMR) (/1000/month)	0.2	< 0.51	✓
Under-five Mortality Rate (U5MR) (/1000/month)	0.4	< 1.5	✓
Neonatal Mortality Rate (NNMR) (/1000 livebirths)	12.1	< 14.9	✓

### Access and utilization

No. of health facilities	1 : 9821	1 : < 10,000	✗
Total number of consultations	138,047		
Health utilisation rate	7.0	1 - 4	✗
No. of consultations per trained clinician per day	29	< 50	✓

### Outbreak Alert and Response

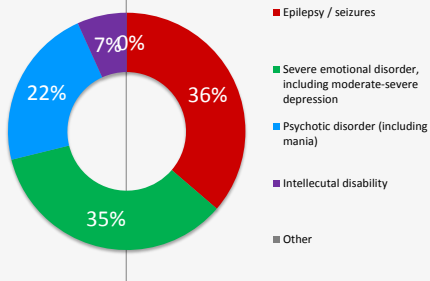
	Indicator	Standard
Number of outbreaks reported	0	
% of outbreaks investigated within 48 hours		100%

### Laboratory

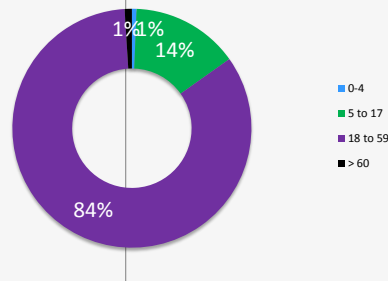
Number of laboratory samples	32,138
------------------------------	--------

## Breakdown of mental health conditions

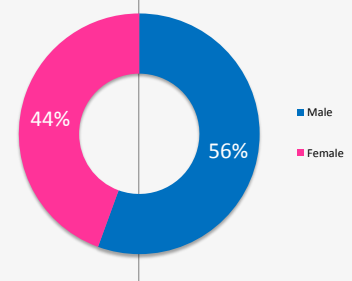
### By cause



### By age

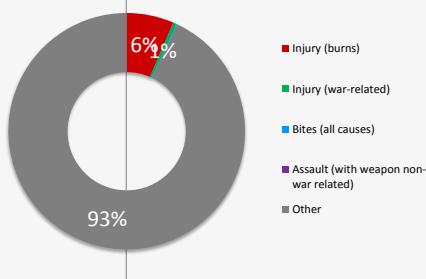


### By gender

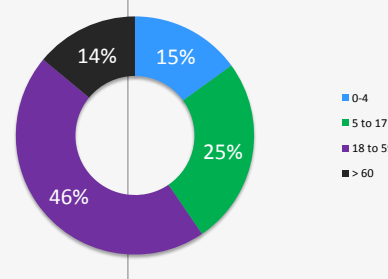


## Breakdown of injuries

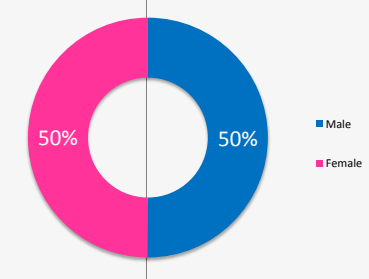
### By cause



### By age



### By gender



## In-patient and referral

### In-patient department

	Indicator	Standard	
Hospitalisation rate (/1000/year)	34.1	50 - 150	✗
Bed occupancy rate	27%	> 75%	✗
Mean length of stay for authorised discharges (days)	1.5		

### Overall case fatality rate

Overall case fatality rate	0%
----------------------------	----

### Proportion of deaths within 24 hours of admission

Proportion of deaths within 24 hours of admission	0%
---	----

## Reproductive Health

### Antenatal care

	Indicator	Standard	
Coverage of antenatal care (4 or more visits)	90%	≥ 90%	✗
Coverage of TT vaccination	81%	≥ 90%	✗
Coverage of anaemia screening in pregnancy	90%	≥ 90%	✓

### Delivery care

Proportion of deliveries attended by skilled personnel	100%	≥ 90%	✓
Proportion of deliveries performed by caesarean section	37%	5 - 15%	✗
Proportion of low birth weight deliveries (<2500g)	2%	< 15%	✓

### Maternal mortality

Number of maternal deaths reported	0		
% of maternal deaths investigated	#DIV/0!	100%	

### Postnatal care

Coverage of postnatal care	78%	≥ 90%	✗
----------------------------	-----	-------	---

### Sexual and Gender-based Violence

Incidence of rape (reported cases/10,000/year)*	6.6		↑	✗
% of rape survivors who received PEP** < 72 hours		100%	↑	✗
% of rape survivors who received ECP*** < 120 hours		100%	↑	✗
% of rape survivors who received STI**** prophylaxis < 2 wks		100%	↑	✗

\*Only includes rapes reported at health facilities \*\*Post-exposure prophylaxis \*\*\*Emergency contraceptive pill \*\*\*\*Sexually transmitted infection



View interactive maps and statistics online  
<http://twine.unhcr.org>

#### Legend:

- Standard met
- Standard borderline
- Standard not met
- Interpret data with care
- Data missing

