

Total Active Registered Syrians **671,847**

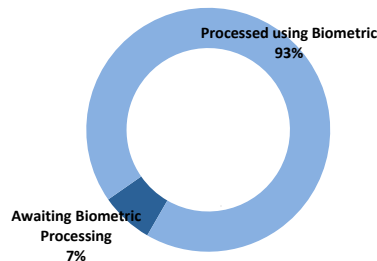
Urban **546,113**
81.3%

Camps **125,734**
18.7%

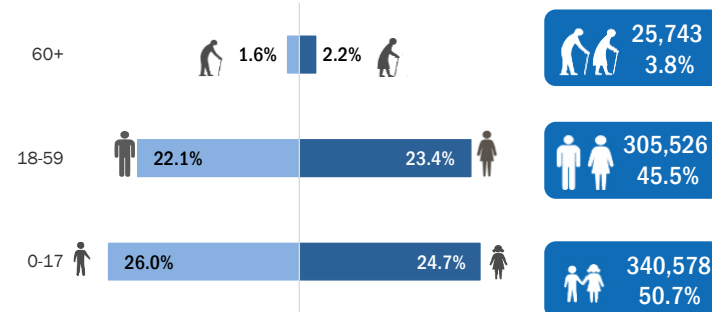
Standard Age and Gender

Age	0-4	5-11	12-17	18-35	36-59	60+	Total	%
Female	49,548	71,425	44,730	98,123	59,161	15,108	338,095	50.3%
Male	52,631	75,340	46,904	95,969	52,273	10,635	333,752	49.7%
Total	102,179	146,765	91,634	194,092	111,434	25,743	671,847	100%
	15.2%	21.8%	13.6%	28.9%	16.6%	3.8%		

Biometric Statistics (IRIS)



Age-Gender Breakdown



Place of Origin

Dar'a	274,765	40.9%
Homs	106,119	15.8%
Rural Damascus	78,660	11.7%
Aleppo	72,998	10.9%
Damascus	49,306	7.3%
Hama	36,371	5.4%
Ar-raqqa	17,970	2.7%
Idlib	11,724	1.7%
Deir-ez-zor	7,304	1.1%
Al-hasakeh	5,596	0.8%
Quneitra	3,043	0.5%
As-sweida	1,640	0.2%
Lattakia	1,376	0.2%
Tartous	378	0.1%
Other	4,597	0.7%

Specific Needs

Serious medical condition	54,068	8.0%
Child at risk	40,314	6.0%
Specific legal and physical protection needs	33,491	5.0%
Disability	21,970	3.3%
Single parent	19,794	2.9%
Woman at risk	15,310	2.3%
Older person at risk	6,229	0.9%
Unaccompanied or separated child	3,206	0.5%
Total	194,382	28.9%

* An individual can have more than one specific need

Registration Trend

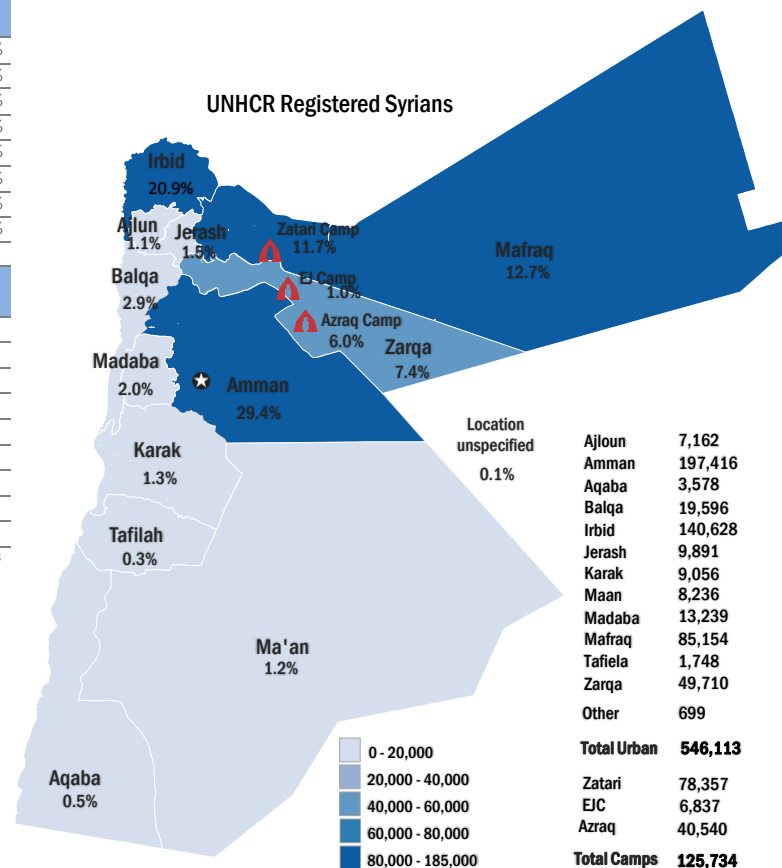
2011	2,361	0.2%
2012	129,338	12.2%
2013	665,155	62.6%
2014	121,374	11.4%
2015	41,030	3.9%
2016	53,622	5.0%
2017	28,682	2.7%
2018	20,975	2.0%

Arrivals

Pre-2011	10,781	1.6%
2011	22,241	3.3%
2012	162,189	24.1%
2013	271,687	40.4%
2014	64,065	9.5%
2015	14,771	2.2%
2016	25,551	3.8%
2017	2,850	0.4%
2018	1,589	0.2%

* The new arrivals excludes newborn babies who will be represented under the registration trend.

UNHCR Registered Syrians



* Coloured map only reflects refugees living outside camps.

