

Total Active Registered Iraqis **66,965**

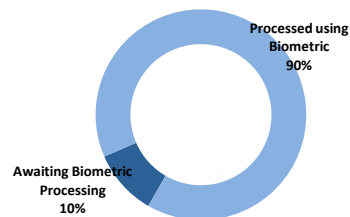
Standard Age and Gender								
Age	0-4	5-11	12-17	18-35	36-59	60+	Total	%
Female	1,756	4,894	3,439	9,708	8,764	3,865	32,426	48.4%
Male	1,790	5,483	3,796	10,990	9,175	3,305	34,539	51.6%
Total	3,546	10,377	7,235	20,698	17,939	7,170	66,965	100%
	5.3%	15.5%	10.8%	30.9%	26.8%	10.7%		

Place of Origin		
Baghdad	33,905	50.6%
Erbil	7,985	11.9%
Basrah	4,450	6.6%
Ninewa	4,026	6.0%
Anbar	4,004	6.0%
Dahuk	2,872	4.3%
Salah al-Din	1,447	2.2%
Thi-Qar	1,338	2.0%
Tameem	1,167	1.7%
Diyala	1,114	1.7%
Missan	606	0.9%
Sulaymaniyah	586	0.9%
Muthanna	572	0.9%
Babylon	507	0.8%
Wassit	382	0.6%
Najaf	330	0.5%
Qadissiya	239	0.4%
Kerbala	226	0.3%
Other	1,209	1.8%

Specific Needs		
Serious medical condition	8,596	12.8%
Disability	3,170	4.7%
Specific legal and physical protection needs	2,203	3.3%
Woman at risk	1,958	2.9%
Child at risk	1,899	2.8%
Single parent	1,156	1.7%
Older person at risk	885	1.3%
Unaccompanied or separated child	136	0.2%
Total	20,003	29.9%

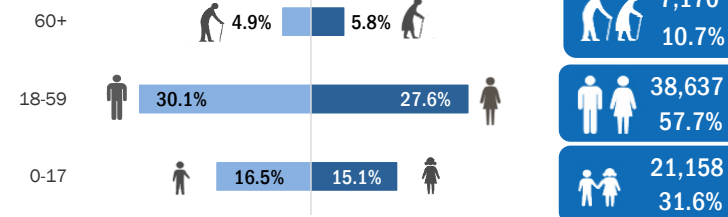
* An individual can have more than one specific need

Biometric Statistics (IRIS)



UNHCR Jordan

Age-Gender Breakdown

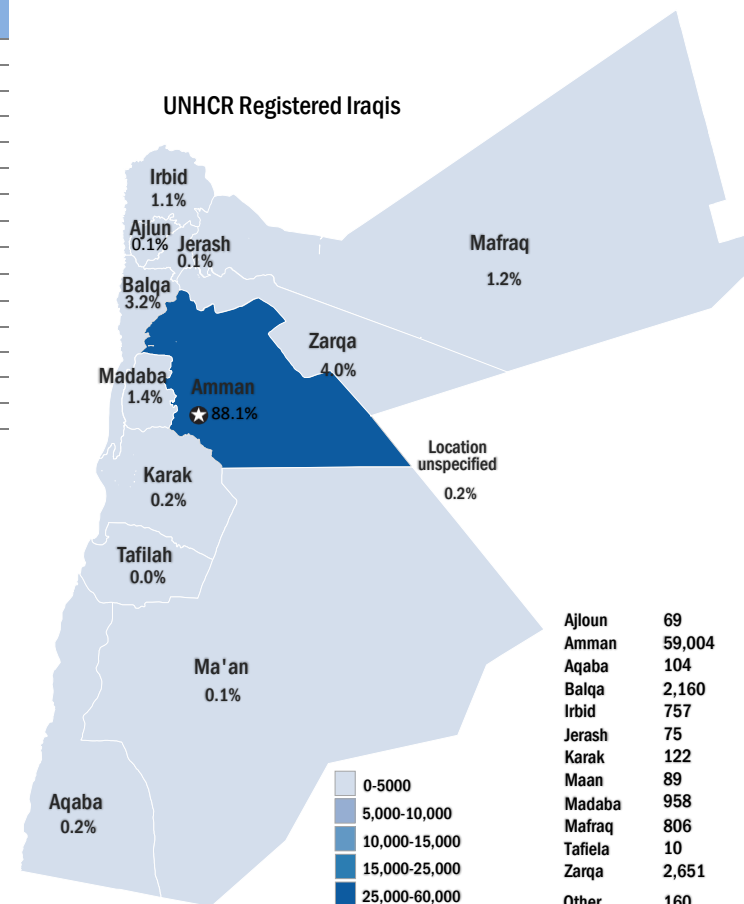


	7,170
	10.7%
Total	38,637
Total	57.7%
	21,158
	31.6%

Arrivals		
	Arrival	Registration
Pre-2006	4,293	72,669
2006	3,429	4,688
2007	2,187	31,284
2008	1,041	9,762
2009	1,348	6,843
2010	1,925	7,990
2011	2,359	7,770
2012	2,549	4,088
2013	4,693	5,394
2014	16,223	21,541
2015	7,927	9,870
2016	8,563	10,563
2017	5,717	7,067
2018	1,523	2,245

* The new arrivals excludes newborn babies who will be represented under the registration trend.

UNHCR Registered Iraqis



Ajloun	69
Amman	59,004
Aqaba	104
Balqa	2,160
Irbid	757
Jerash	75
Karak	122
Maan	89
Madaba	958
Mafraq	806
Tafiela	10
Zarqa	2,651
Other	160

* Coloured map only reflects refugees living outside camps.

Iraqi Arrival & Registration Trends since Jan 2013

