



## Monthly or Bimonthly Information Products



**Ukraine Factsheet**  
September 2018  
[Download](#)



**Ukraine Operational Update**  
August 2018  
[Download](#)



**Legislative Update**  
July 2018  
[Download](#)

### Relevant links

- [UNHCR Ukraine Website - Resources](#)
- [2018-2022 UNHCR Ukraine MYMPS Strategy](#)
- [2018 Key Messages on Internal Displacement](#)
- [2018 UNHCR Ukraine NGO Partners](#)
- [2017 UNHCR Ukraine Participatory Assessment](#)
- [Checkpoints Crossings Trends - SBGS](#)
- [Registration of Internal Displacement - MoSP](#)
- [2018 UN Briefing Note on Birth Registration](#)
- [2018 UN Briefing Note on Pensions](#)
- [2018 UN Briefing Note on Freedom of Movement](#)
- [Ukraine Settlements Names – Online Map](#)

## Shelter/NFIs Online Dashboard



**Ukraine: Shelter and Non-Food Items Activities**

2018 Achievements: 1,128 Households, 172 Buildings

Geographical area: Lviv Region, Ternopil Region, etc.

Activity: Shelter, NFIs, etc.

Organization: UNHCR, NRC, etc.

## Quarterly Information Products



**Refugee and Asylum-Seekers Update**  
August 2018  
[Download](#)



**Statelessness Update**  
September 2018  
[Download](#)

**Refugee & Asylum-Seekers Update**  
August 2018  
[Download](#)

**Statelessness Update**  
September 2018  
[Download](#)

## UNHCR-led Clusters

### Protection

- [Ukraine Protection Cluster Resources](#)
- [2018 5W Protection Cluster Dashboard](#)
- [2017-2018 Mine Risk Education Dashboard](#)
- [2018 Legal Aid Directory for IDPs in Ukraine](#)
- [Thematic Note: Protecting & Prioritizing People with Specific Needs – July 2018](#)
- [Thematic Note: Mine Action in Ukraine – February 2018](#)



**Protection Cluster Factsheet**  
July-August 2018  
[Download](#)



**Round-Table Report: Peace Agreements and the Road to Resolve Internal Displacement**  
June 2018  
[Download](#)


### Shelter/NFIs

- [Ukraine Shelter/NFI Cluster Resources](#)
- [2015-2018 Shelter/NFI Cluster 5W Dashboard](#)
- [2018-2019 Winterization Recommendations](#)

## Checkpoints-related Information Products



**Monitoring Report**  
August 2018  
[Download](#)



**Monitoring Report**  
January-June 2018  
[Download](#)



**UNHCR Support at Checkpoints**  
April 2018  
[Download](#)

**Monitoring Report**  
August 2018  
[Download](#)

**Monitoring Report**  
January-June 2018  
[Download](#)

**UNHCR Support at Checkpoints**  
April 2018  
[Download](#)



**Ukraine Checkpoints: people's monthly crossings**

Crossings: 1,705,520 (Entry), 855,674 (Exit), 849,846 (Total)

Location	Crossings	Chg TM	Chg TM IV	YTD TV	Chg YTD TV
Donbas	1,226,600	3%	13%	8,994,200	20%
Marinka	529,000	8%	12%	2,139,200	17%
Stryshcha Luhanska	322,800	5%	21%	2,123,000	42%
Novotroitske	274,200	0%	12%	1,772,000	15%
Mayorsk	264,800	4%	2%	2,025,200	14%
Hrubivce	135,800	3%	10%	824,800	8%
<b>Crimea</b>	<b>378,920</b>	<b>8%</b>	<b>-1%</b>	<b>1,737,053</b>	<b>0%</b>
Chongar	206,870	18%	6%	894,434	1%
Kalanbuk	135,058	-7%	-8%	722,194	5%
Chapkyria	34,982	24%	14%	120,425	25%
<b>Total</b>	<b>1,705,520</b>	<b>4%</b>	<b>8%</b>	<b>10,731,253</b>	<b>16%</b>



Crossings by direction: 1,705,520 (Entry), 855,674 (Exit), 849,846 (Total)