

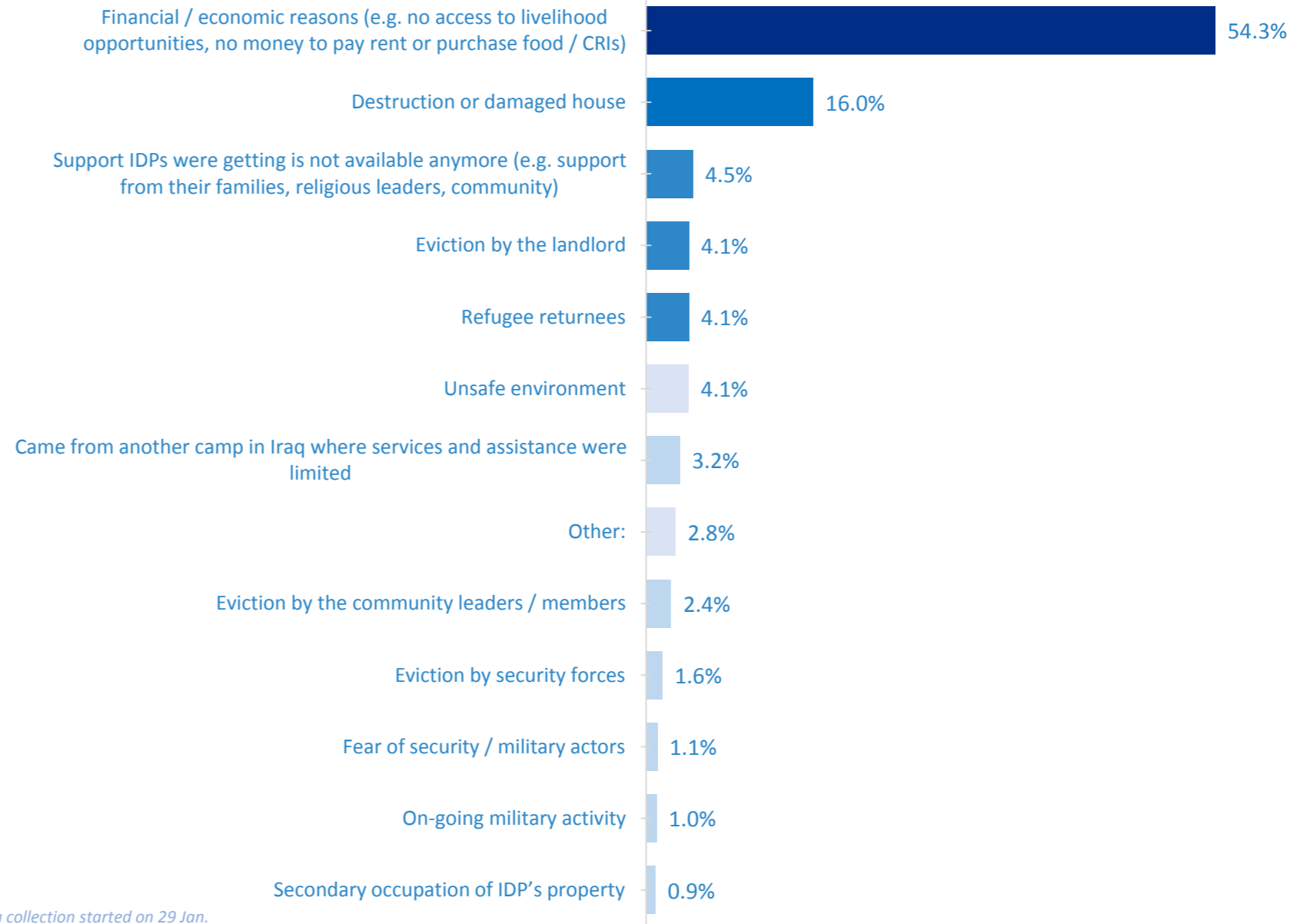
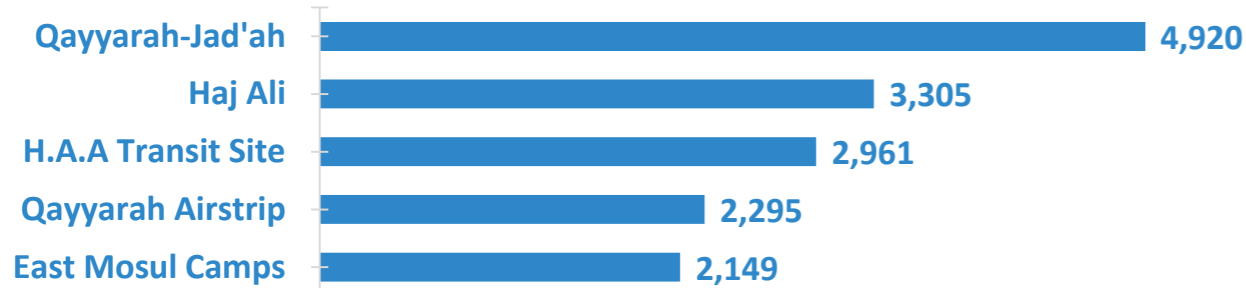


| | | | |
|--|---|---------------|--|
|  | Total newly arrived IDP families | 15,630 | 50 % in secondary displacement*** |
|  | Total newly arrived IDP families in August | 1,264 | 57 % in secondary displacement |

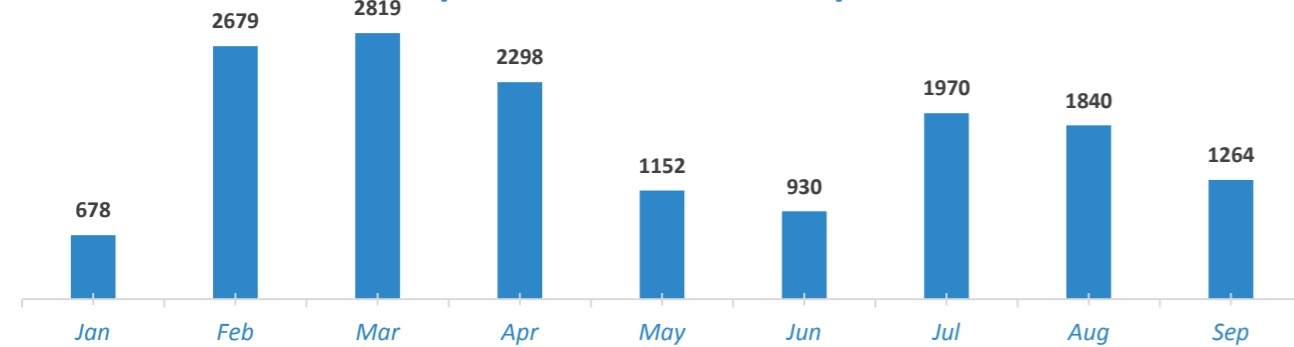
Reasons for displacement to camps**



Newly arrived IDP families per site*



Newly arrived IDP families by Month



* H.A.A Transit Site is receiving new arrivals for the following camps: Hamam Al Alil 1 & 2, As Salamiyah, & Nimrud.

Due to missing submissions this document may change based on latest reports. For East Mosul Camps (Hasansham U2 & U3, & Khazir M1) data collection started on 29 Jan.

** IDP families can provide several reasons for displacement.

***Of newly arrived IDP families as of 25 March 2018.

Top 3 reasons for displacement per site**

| H.A.A Transit Site | | Haj Ali | | Qayyarah Airstrip | | Qayyarah-Jad'ah | | East Mosul Camps | |
|--|-----|--|-----|--|-----|--|-----|--|-----|
| Financial / economic reasons (e.g. no access to livelihood opportunities, no money to pay) | 47% | Financial / economic reasons (e.g. no access to livelihood opportunities, no money to pay) | 69% | Financial / economic reasons (e.g. no access to livelihood opportunities, no money to pay) | 58% | Financial / economic reasons (e.g. no access to livelihood opportunities, no money to pay) | 45% | Financial / economic reasons (e.g. no access to livelihood opportunities, no money to pay) | 58% |
| Destruction or damaged of the house | 16% | Destruction or damaged of the house | 16% | Refugee returnees | 12% | Destruction or damaged of the house | 14% | Destruction or damaged of the house | 27% |
| Support IDPs were getting is not available anymore (e.g. support from their families, religious) | 7% | Eviction by the community leaders / members | 4% | Other: | 9% | Eviction by the landlord | 7% | Eviction by the landlord | 6% |