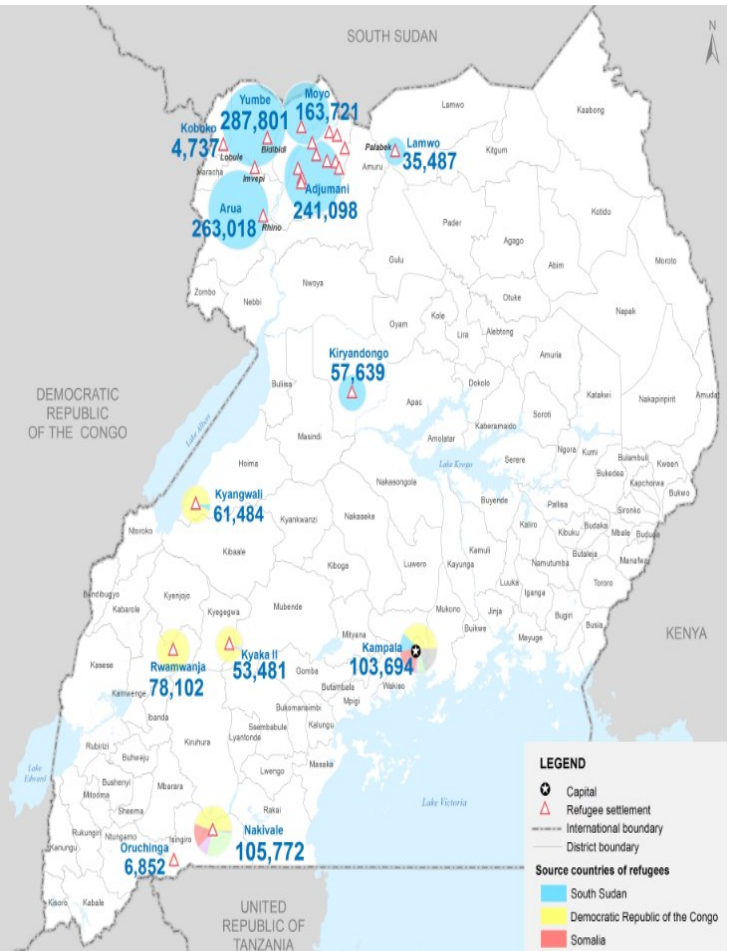




UNHCR
The UN Refugee Agency

REFUGEE HEALTH REPORT

AUGUST 2018



AUGUST 2018 BULLETIN

Health & Nutrition key highlights

- ◆ Surveillance system has been modified from weekly to daily following the Ebola outbreak in the neighboring DRC. New arrivals are being screened for Ebola at all entry points into Uganda and no case has been reported in Uganda by end of August 2018
- ◆ 218,072 consultations were made across all the health facilities in UNHCR operation in the refugee settlements of which 81% were refugees and 19% host population. The top morbidity causes were Malaria 34%, URTI 17%, LRTI 08%, Skin diseases 7% and Watery diarrhea 4%
- ◆ 157 measles cases registered in the month of August in Kyangwali 6, Kiryandongo 62, Kyaka 5, Nakivale 4, Oruchinga 19, Rwamwanja 61. This brings the cumulative measles cases to 611 in the refugee settlements in Uganda since January 2018. Intensified measles vaccinations and mop up campaigns are being conducted in all the affected settlements
- ◆ World breast feeding week was commemorated in Hoima and the theme for 2018 was "breastfeeding; Foundation of life" and activities within the week included championing for breastfeeding in Hoima regional hospital and other health facilities within the district. It was led by MoH and supported by partners. UNHCR led partners for the celebrations in Arua (Rhino settlement)
- ◆ Crude mortality rate stood at 0.13 (Standard: < 0.75) and Under 5 mortality rate was at 0.25 (Standard: <1.5) and are all within the normal ranges and within UNHCR acceptable standards. 1 maternal death was recorded in Bidibidi in the month of August and was audited and documented
- ◆ A total of 3901 live births registered with of which 66% were refugees and 34% host population. 80% had completed at least 4 scheduled ANC visits by the time of delivery
- ◆ 17998 were tested for HIV and 403(2%) tested positive for HIV and were linked for care and treatment in the health facilities managed by UNHCR. Cumulatively, 15,344 HIV patients are being treated in the refugee settlements with 35% refugees and 65% host population

Summary of indicators



OPD consultations

Total OPD Consultations:	218,072
Refugees:	176,917 (81%)
Nationals:	41,155 (19%)
Consultation/Clinician/day:	42 (Standard: 50)
Top morbidity causes:	Malaria 34%, URTI 17%, LRTI 08%, Skin diseases 7%, Watery diarrhea 4%



Disease surveillance and outbreak

- ◆ No Ebola case registered in Uganda so far following the outbreak in DRC
- ◆ 157 measles cases registered in the month of August in Kyangwali 6, Kiryandongo 62, Kyaka 5, Nakivale 4, Oruchinga 19, Rwamwanja 61. This brings the cumulative measles cases to 611 in the refugee settlements in Uganda since January 2018



In Patient department

Total admitted:	10,393
Refugees:	7,695 (74%)
Nationals:	2,698 (26%)
Hospitalization rate:	71.5
Bed occupancy rate:	63.2%



Referrals & Mortality

Total referrals:	2,011
Referral rate:	Emergency 0.6, District 0.5, regional 0.4%, National 0.1
Crude mortality rate:	0.13 (Standard: < 0.75)
Under 5 mortality rate:	0.25 (Standard: <1.5)
Infant mortality rate:	13.5 (Standard: <20)



Vaccinations

Measles:	4,701	Ref: 77%	Nat: 23%
Polio 3:	4,560	Ref: 72%	Nat: 28%
DPT 3:	4,728	Ref: 73%	Nat: 27%
TT :	10,904	pregnant mothers	



Nutrition

Number moderately malnourished:	1204
Number severely malnourished:	75
SFP recovery rate:	89% (Standard >75%)
ICT recovery rate:	72% (Standard >75%)



Reproductive health

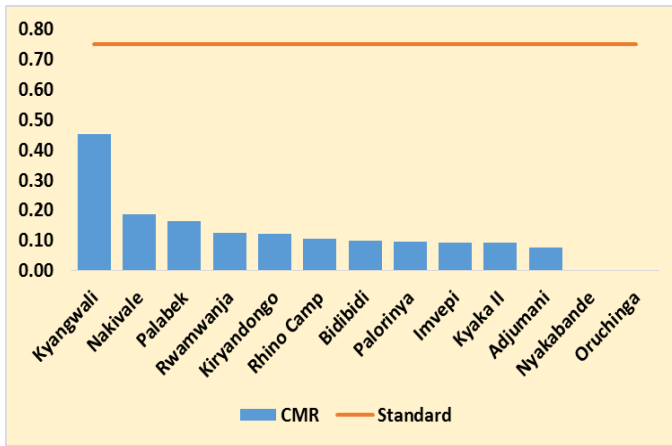
Proportion of 1st ANC within 1st trimester:	28%
Proportion of Mothers tested for HIV in ANC:	95%
Complete ANC at delivery:	80%
Total number of live births:	3,901
Live births—Refugees:	2581 (66%)
Live births—Nationals:	1,320(34%)
Proportion of deliveries by C—Section:	7%



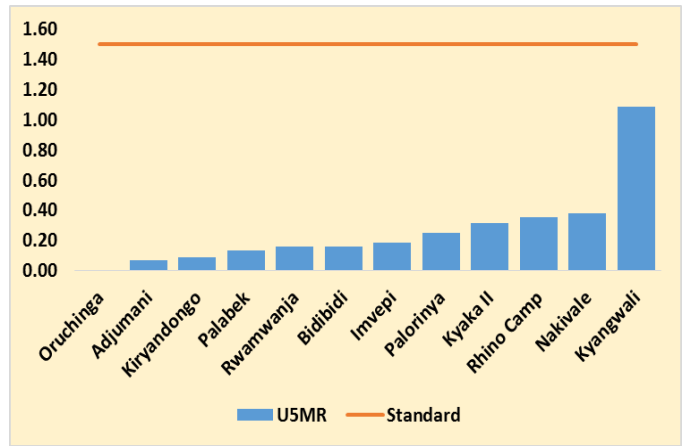
HIV/AIDS & TB

#Tested for HIV:	17998	Ref: 66%	Nat: 34%
#Tested HIV positive:	403 (2%)	Ref: 43%	Nat: 57%
#Enrolled on ART:	709	Ref: 51%	Nat: 49%
#Cumulative on ART:	15,344	Ref: 35%	Nat: 65%

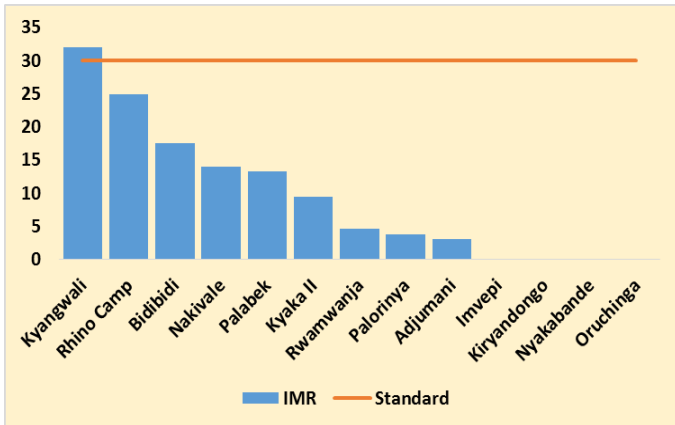
CMR



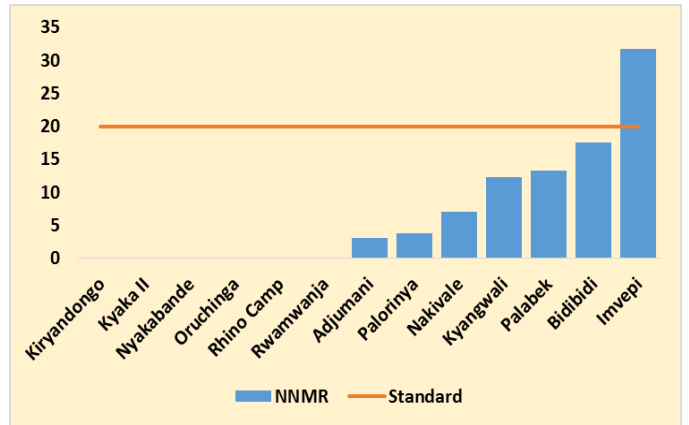
U5 MR



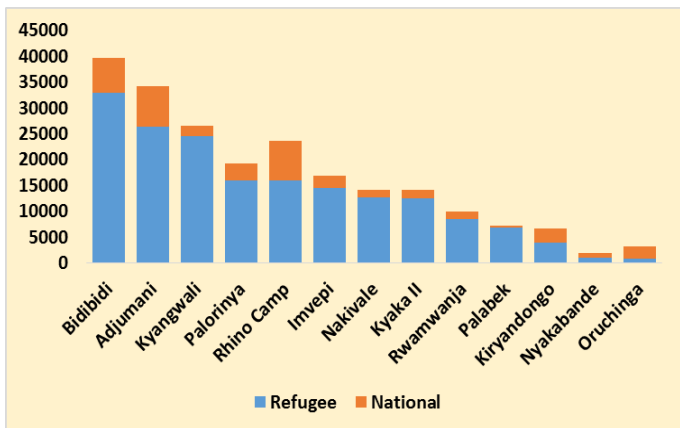
Infant MR



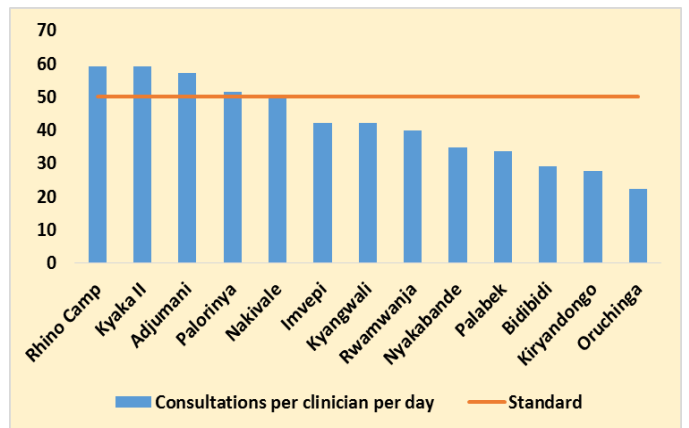
Neonatal MR



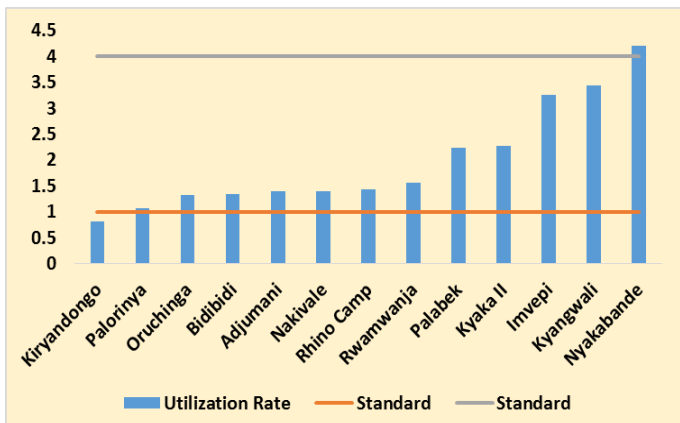
OPD Consultation



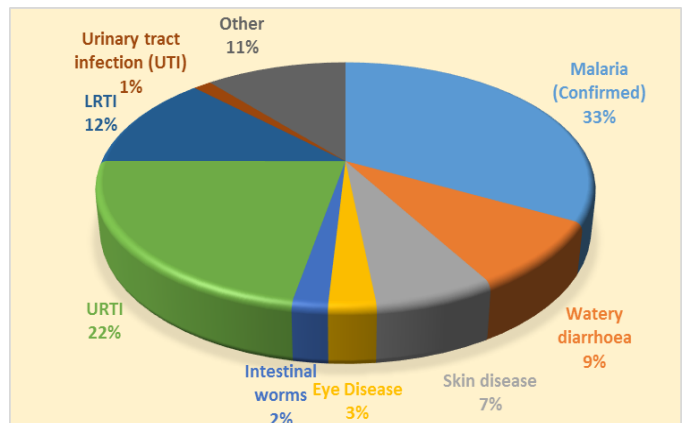
Consultation/Clinician/Day



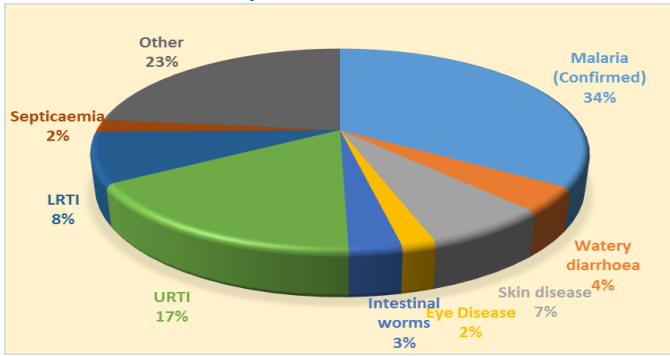
Health Facility Utilization



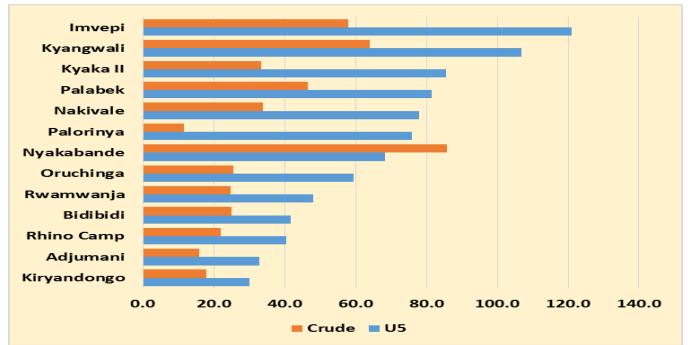
U5 morbidity



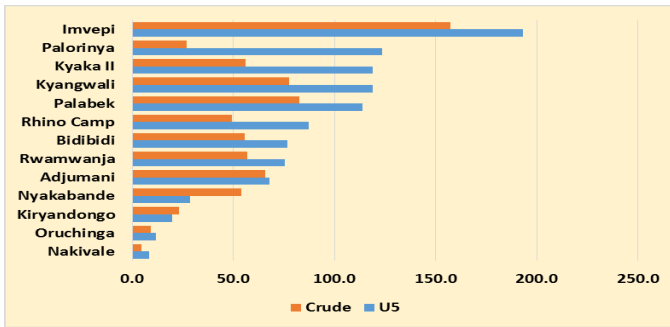
Crude morbidity



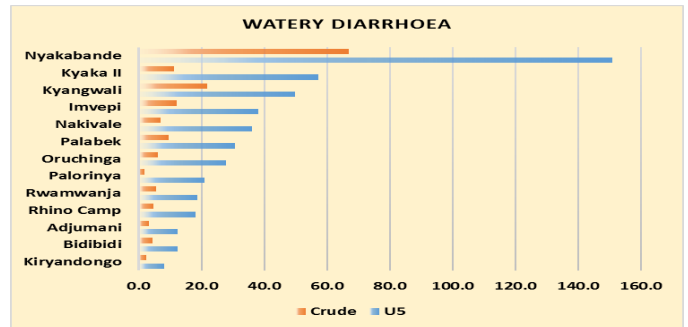
URTI incidence



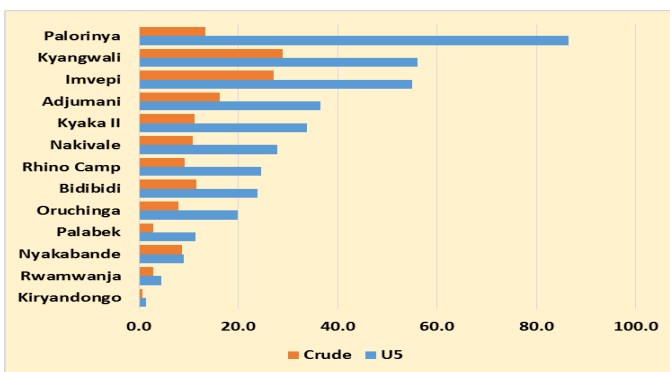
Malaria incidence



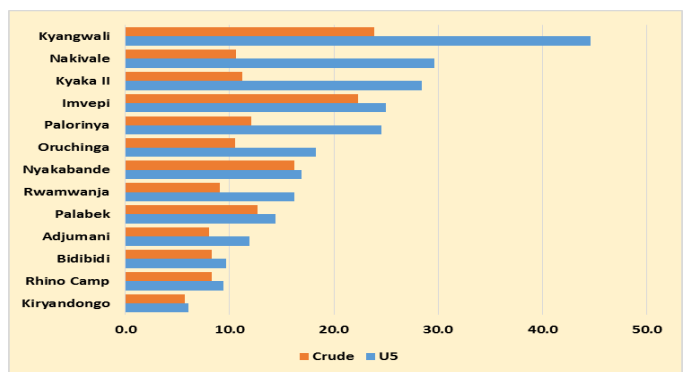
Watery diarrhoea



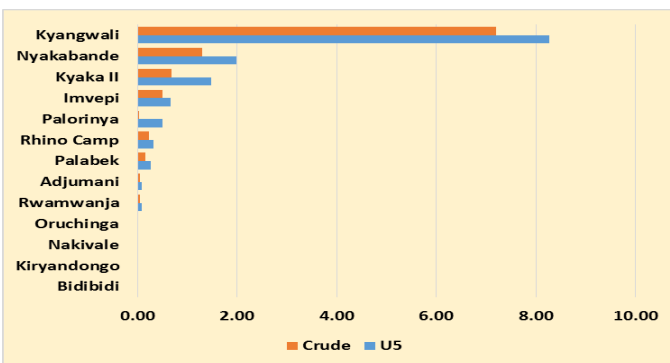
LRTI incidence



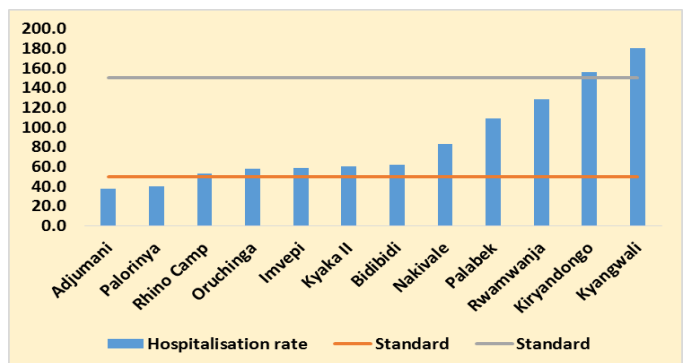
Skin infection



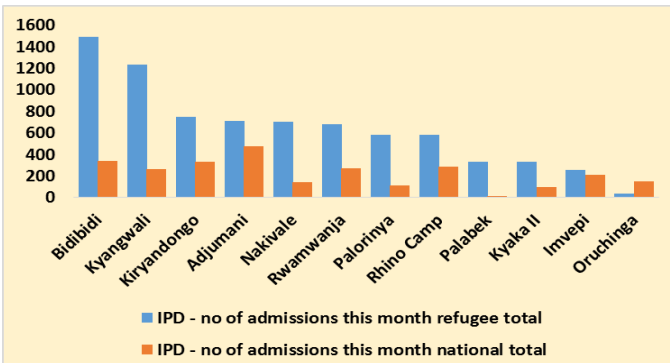
Bloody diarrhoea incidence



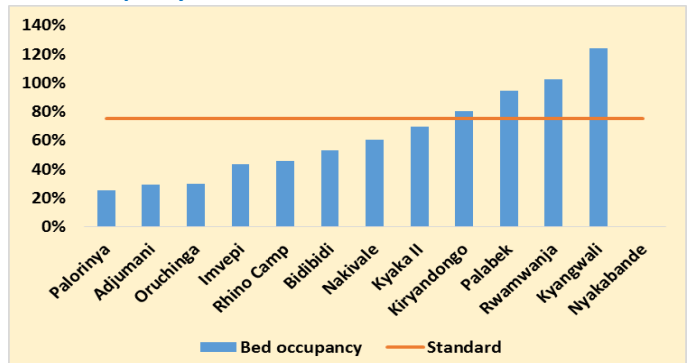
Hospitalization rate



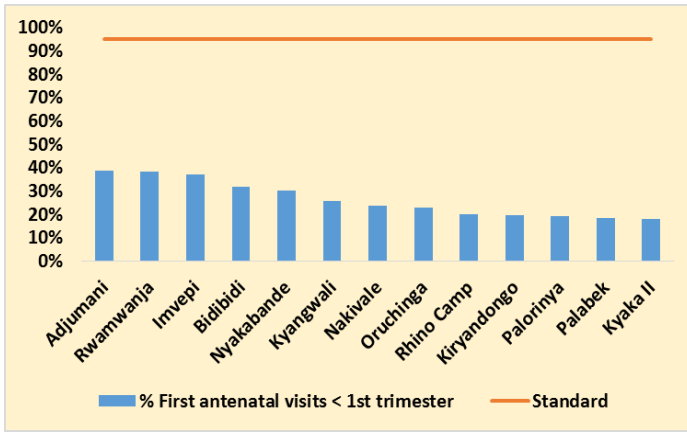
IPD admissions



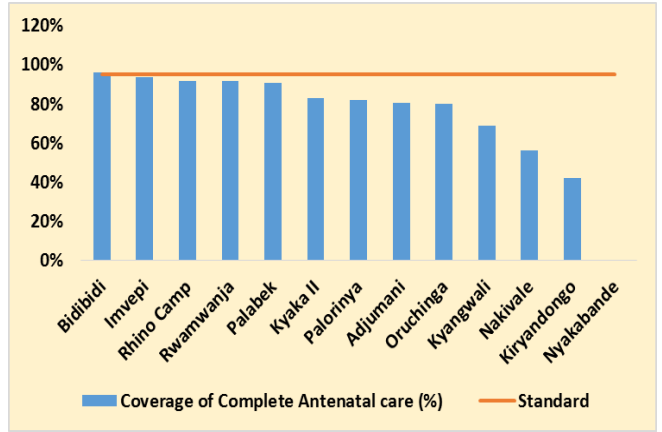
Bed occupancy rate



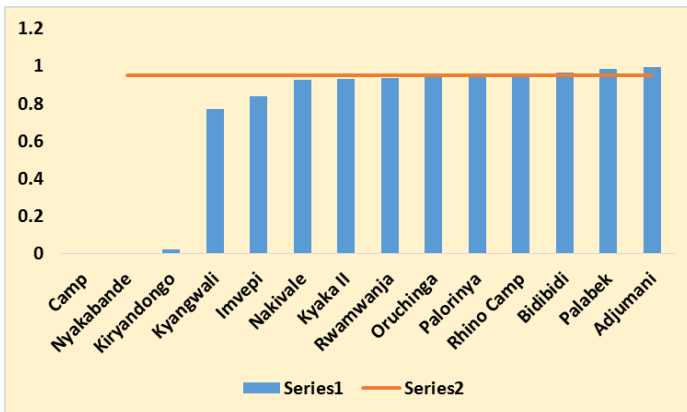
1st ANC <1st trimester



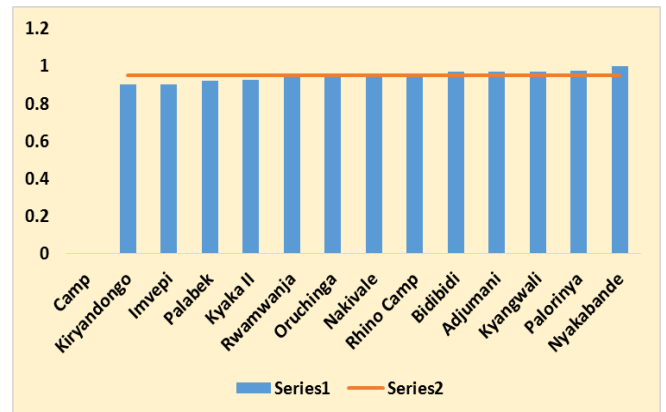
Complete ANC



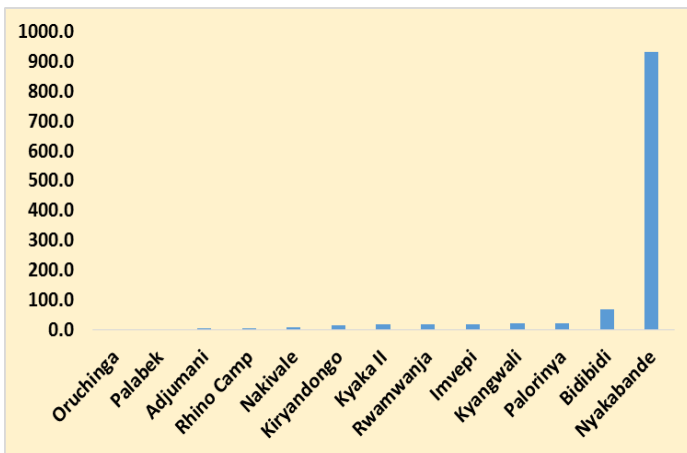
IPT for Malaria



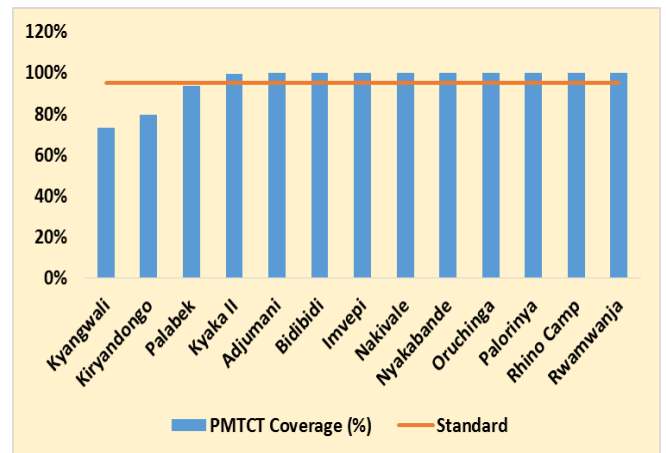
Skilled delivery



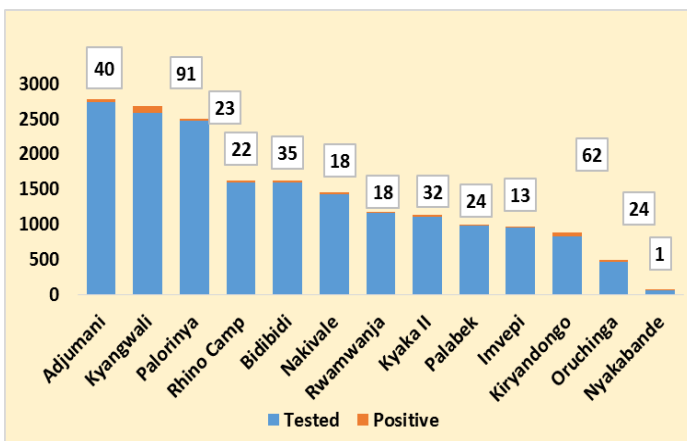
Incidence of reported rape



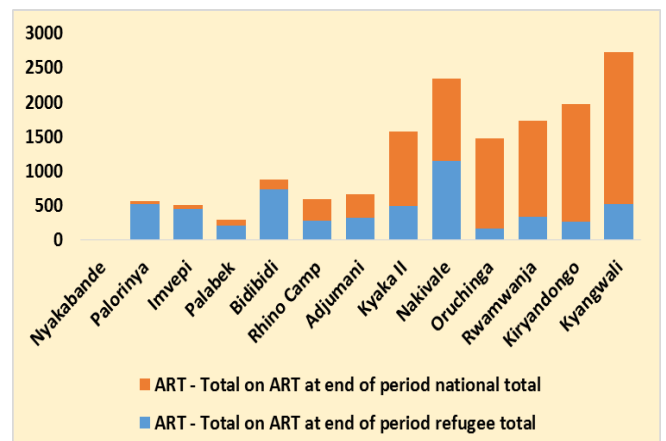
PMTCT coverage



Tested for HIV VS Positive for HIV

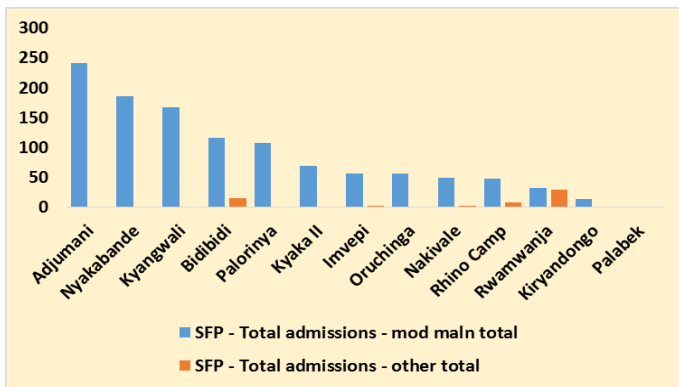


#Patients on ART

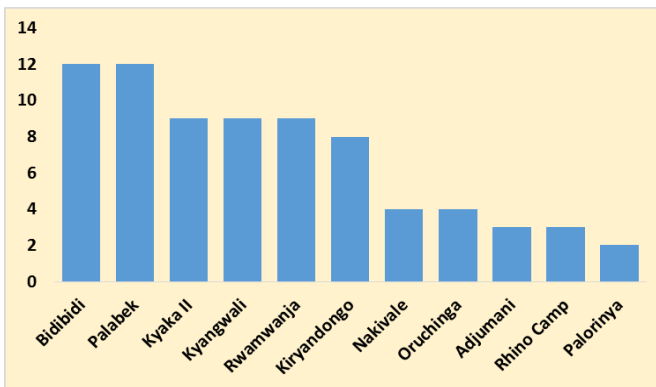


Nutrition

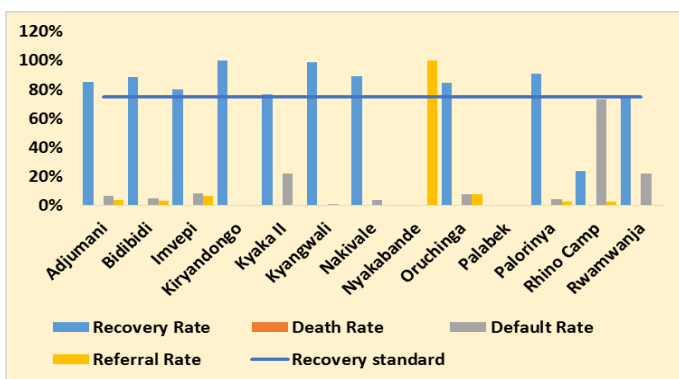
SFP admissions



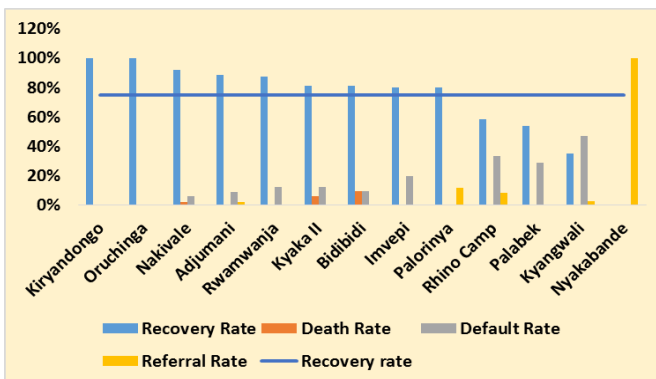
ITC Admissions



SFP performance indicators



ITC performance indicators



Notes:

The data used here are extracts from the monthly health service reports which are compiled by health facilities and submitted to Ministry of health—Uganda.



For more help & support, please

Dr. Julius Kasozi

Public Health Officer

UNHCR – Uganda

Email: kasozi@unhcr.org

Dr. Ronald Nyakoojo

Asst. RH & HIV/AIDs officer

UNHCR – Uganda

Email: nyakoojo@unhcr.org

Wadembere Ibrahim

Assoc. Public Health Officer

UNHCR-Uganda

Email: wadember@unhcr.org

Emmanuel Omwony

Snr. PH Information Associate

UNHCR-Uganda

Email: omwonyi@unhcr.org