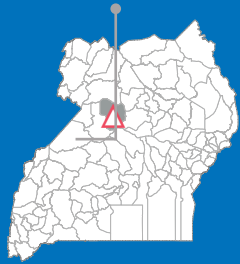




Western Region Kiryandongo District



Kiryandongo

Total refugee population:
57,639 registered refugees

With **277,444** nationals and **57,639** refugees in Kiryandongo District, refugees in Kiryandongo account for **17%** of the district population.

Settlement first established: 1990

Registered refugee population*¹

Female	Age	Male
4,360	0-4	4,554
7,786	5-11	8,244
5,794	12-17	6,400
10,358	18-59	8,762
889	60+	1,492

Data collected through²:

	12	beneficiary focus group discussions
	2	key informant interviews
	13	partner interviews
	7	sector lead interviews

Kiryandongo refugee settlement, originally established in 1990, was re-opened in 2014 during the South Sudanese emergency and now hosts almost 60,000 refugees. The majority of refugees are from South Sudan, with a small number from the Democratic Republic of Congo, Rwanda, Burundi, and Sudan. Although now closed to new arrivals, partners continue to facilitate settlement of relocated protection cases.

Gaps & Challenges³



Both refugees and nationals reported facing challenges when accessing health services. There are few health centers available located far away and a lack of reliable ambulance services, which have been affecting patients' ability to seek treatment. The facilities are poorly equipped, lack medical supplies and specialized doctors which has led to patients not receiving appropriate care for their illnesses. Additionally, FGD participants reported cases of women not receiving antenatal care when giving birth on the way to the hospital.



Access to clean and potable water is limited. Water sources are located far away from households and the water quality was reported to be poor due to rusty pipes. High levels of congestion arise at the water points as there are insufficient boreholes in and around the settlement, that are often leaking, and there is low water pressure, which has led to long waiting times. The lack of access to water supplies has led to poor levels of hygiene in the settlement. Moreover, refugees highlighted a lack of latrine coverage in the settlement mainly caused by insufficient access to latrine construction materials.



Overcrowding in classrooms, unqualified teachers, lack of school materials and the long distance children have to travel to reach the schools have led to high dropout rates. This has been deteriorated due to high tuition fees particularly in secondary school and the inability of parents to pay for examination fees. The youth face crucial difficulties in accessing tertiary education and vocational education opportunities due to the high competition and the lack of vocational training institutes.



Refugees reported there is a poor distribution process whereby the distribution of the food is often delayed or insufficient, which has led some to reduce their food consumption to one meal per day. Moreover, there are missing names in the food logs or some refugees do not have their food cards, which means they are unable to collect their food rations. Both refugees and nationals highlighted the lack of land accessible for agriculture preventing self-sustainability.



Multiple cases of rape and assault against young girls have been reported. Women are particularly vulnerable when fetching firewood where they are often attacked. Moreover, refugees and nationals reported high rates of theft in the home deteriorating their security. Refugees also noted they continue to suffer from the trauma experienced in their home country and struggle to access psychosocial support.

Strengths & Opportunities



The presence of refugees in Kiryandongo has improved the development of infrastructure and service delivery for both refugees and host communities. The host community has benefitted from the construction of the feeder roads that are linking different parts of the settlement and the community. There has also been improvements in livelihoods opportunities through the provision of small scale loans and the host community hiring refugees to work in their maize farms.



Although there had been tensions in the past, focus group discussion participants did not report any issues, which shows the relationship between refugees and the host community has significantly improved.

* Refugee statistics source: Refugee Information Management System (RIMS) - Office of the Prime Minister

1. Demographic data used is valid as of June 2018

2. Indicator standards to measure gaps were determined by global humanitarian standards, Ugandan national standards, or sector experts for each settlement. Data was from collected from 10 July to 03 August, 2018.

3. The gaps and challenges were collected through focus group discussions with both refugees and host communities separately undertaken on 05 and 06 April 2018 with the host community and on 06 and 07 September 2017 with the refugees.

Partner organizations

AAH, ACF, ACORD, AHRIS, BRAC, DRC, Kiryandongo District Local Government, RMF, SCI, UNHCR, WMI, WFP, WIU



Protection



No

new arrivals reported in the past three months have been biometrically registered in the RIMS

0 refugees are yet to be registered in the RIMS



57,639 total refugees are registered in the RIMS

4 partners: ACORD, RLP, DRC, SCI


Sexual and gender-based violence (SGBV)

100%¹

of SGBV survivors receiving multi-sectoral support in the past three months

0%

of SGBV survivors not receiving multi-sectoral support in the past three months



10,583

reproductive-age women provided with dignity kits or sanitary materials

5,000

reproductive-age women not provided with dignity kits or sanitary materials

Psychosocial

31

psychosocial awareness activities conducted in the past three months

5,370

refugees receiving psychosocial support

4,700

children registered to access psychosocial support



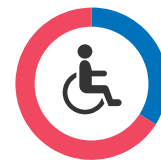
Persons with specific needs (PSNs)

622

PSNs have received services for their specific needs

1,202

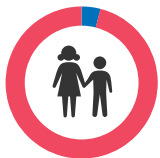
PSNs need to receive services for their specific needs



Child protection

96%

of child PSNs need to be provided with individual case management



4%

of child PSNs have been provided with individual case management

0%

of unaccompanied or separated children have not been provided with interim or long term care



100%

of unaccompanied or separated children have been provided with interim or long term care

0%

of cases in the past three months of child abuse or exploitation have not received age and gender services



100%

of cases in the past three months of child abuse or exploitation received age and gender services

Water, sanitation and hygiene

3 partners: ACF, DRC, WMI

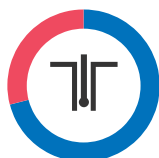


4 additional litres per person per day (l/p/d) of water needed
16 average l/p/d provided



0% of water needs met through water trucking

2 additional motorized borehole needed



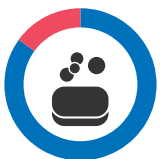
5 motorized boreholes operational

0 additional hand-pumps needed



56 hand-pumps operational

3,350 kilograms of soap distributed in 2017



48,993 refugees provided with soap

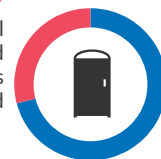
8,646 refugees still needing soap

0 additional hygiene promoters or village health teams needed



304 active hygiene promoters or village health teams (VHTs)

3,149 additional household latrines needed



7,710 household latrines completed

Education



Refugees attend:

18 pre-primary schools

7 primary schools

2 secondary schools

1 adult learning programmes (ALPs)

19,688

refugees are attending school in or around the settlement, with gross enrolment rates:

378

teachers are working in schools refugees attend, but more are needed to reach teacher-student ratio standards:

Gross enrolment rates

8,213

refugees aged 3-5

15,986

refugees aged 6-13

2 partners: SCI, WIU

9,401

refugees aged 14-17

20,501

refugees aged 18-60 and above

4,826²

refugees enrolled

12,668³

refugees enrolled

1,893⁴

refugees enrolled

301

refugees enrolled

Pre-primary

185

additional teachers needed for number of students enrolled

108

teachers



Primary

174

additional teachers needed for number of students enrolled

214

teachers



Secondary

46

additional teachers needed for number of students enrolled

56

teachers



ALPs

32

teachers

1. This percentage relates to reported cases of SGBV only.

2. The gap of pre-primary enrolment could not be calculated here as children above the age of 5 are also enrolled in pre-primary education.

3. The gap of primary enrolment could not be calculated here as children above the age of 13 are also enrolled in primary education.

4. The gap of secondary enrolment could not be calculated here as children above the age of 17 are also enrolled in secondary education.



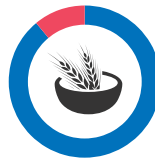
Food assistance

1 partner: WFP



447
metric tonnes of food were distributed during the latest distribution in the settlement

5,743
eligible refugees have not received 100% in-kind or Cash Based Intervention (CBI) food assistance in the latest distribution



48,629
eligible refugees have received 100% in-kind or CBI food assistance in the latest distribution




690,804,000 UGX⁵
cash for food was distributed during the latest distribution for the settlement

Livelihoods and environment

9 partners: ACF, AHH, AHRIS, BRAC, DRC, Kiryandongo District Local Government, RMF, SCI, WIU

3,843
households still need to receive improved cooking stoves and efficient energy for cooking



3,872
households have received improved cooking stoves and efficient energy for cooking

58,954
cases of livelihoods support through:

0 Cash/vouchers for livelihood provisioning
2,113 Villages savings and loan associations
0 Savings and cooperative societies
6,621 Production kits or inputs for agricultural activities
50,220 Productive assets or cash grants to start or improve a business



3,250
refugees have access to self-employment or facilitated businesses

8,643
refugees and host community members trained on agricultural practices



651
refugees received vocational training in the past three months



10,198
trees planted

Health and nutrition

2 partners: ACF, RMF

0%
of refugees with HIV are not receiving ART⁶

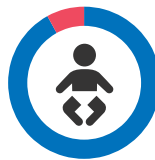


0%
of refugees under the age of 18 with HIV are not receiving ART



100%
of refugees under the age of 18 with HIV are receiving ART

20
women delivered without skilled healthcare staff in the past three months



216
women delivered with skilled healthcare staff in the past three months

Vaccinations recorded:

345 Measles (Children aged 15 and under)
352 Polio (Children aged 5 and under)

From the last FSNA:⁷

8% Children suffering from global acute malnutrition
42% Children suffering from anemia
31% Non-pregnant women suffering from anemia

0%
of children identified with severe acute malnutrition in the past three months have not been admitted into treatment



100%
of children identified with severe acute malnutrition in the past three months were admitted into treatment

Number of cases identified in the past three months:

7,351⁸ Malaria
533 Acute watery diarrhoea or cholera

Shelter, site, and non-food items (NFIs)

1 partner: DRC



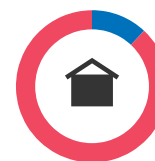
No
arrivals in the past three months provided with household NFI kits

No
arrivals in the past three months did not receive household NFI kits



No
arrivals in the past three months received shelter materials and toolkits/cash

No
arrivals in the past three months have not received shelter materials and toolkits/cash



20
PSN shelters have been constructed
225
additional PSN shelters needed

5. 1 USD = 3,673.28 UGX and 1 euro = 4,255.76

6 Antiretroviral Therapy (ART)

7. Food Security and Nutrition Assessment (FSNA), October 2017, UNHCR

8. This figure represents both nationals and refugees vaccinated